

To: Board of Selectman, Town of Beacon Falls

From: TFC R. Culbertson #1239

February 2023 Calls for Service

Date: March 2nd, 2023

MOTOR VEHICLE:

Accidents with No Injuries	6
Accidents with Minor Injuries	3
Total Traffic Stops	90
Total Infractions	38
Total Warnings	47
Total Misdemeanors	3
Motorist Assist	18
Parking Violations	4

CALLS FOR SERVICE:

Administrative Services	12
Alarms	9
Assist Citizens	21
Assist other Agencies	9
Burglaries	1
Community Engagement Activities	9
Criminal Mischief	1
Disturbances	3
Domestics	1
DUI	1
Emergency Committals	1
Fires	2
Harassments	1
Larcenies	7
Medical Calls	12
Missing Persons	1
Patrol Checks	418
Suspicious Incidents	13

There was a total of 649 calls for service during the month of February 2023



TOWN OF
BEACON FALLS
CONNECTICUT

WPCF
Monthly Report

March 2023 Meeting / February 2023 Data

Total Flow (RAW SEWAGE) : 10,345,700 gals.
Total Septage Received : 1,500 gals.
Total Sludge Removed : 103,700 gals.
Beacon Heights Leachate : 531,079 gals.
Total Phosphorous Discharged : 9.21 lbs./day
Total Nitrogen Discharged : 43 lbs./day

EMERGENCY CALLS & ALARMS :

2-2 West Rd pump station power loss alarm

2-3 Pines bridge pump station burglary alarm

2-22 10 North Cir. Sewer back-up. The line was jetted and blockage cleared, we pulled back some metal rod. The line was camera inspected the following week. All is good

2-25 Sewer repair : called out to 37 Bethany Rd. went there 3 times no one there.

Repair or Replacement :

Our SCADA alarm system was giving us trouble, Had to call Knapp in to fix.

Inspections :

2-17 Greco & Haines preformed yearly service on well pump and tank.

Misc.:

3-7,3-8 The storm and sewer lines up at the avenues were camera inspected by Superior for the upcoming Aquarian water main project. A list of defects is being comprised and need to be addressed prior to the start of the project.

Ongoing :

The New Haven incinerator was off line for several weeks this winter and this pump a heavy load on the sludge industry. Currently the Naugatuck incinerator is down for maintenance which is delaying the cleaning of the digester even further. Once the load balances out will be able to empty the digester out and move forward with this project. I have been in contact with McVac and we will start as soon as possibly.

Meetings / Classes :

3-15 Safety meeting

*Thank you,
For letting me serve.*

*Thomas A. Carey
WPCF Superintendent*



Town of Beacon Falls Office of the Fire Marshal



10 Maple Ave
Beacon Falls, CT 06403
(475) 777-6020
Fire Marshal Brian DeGeorge
Deputy Fire Marshal Cal Brennan

Gerry Smith
First Selectman
10 Maple Ave
Beacon Falls, CT 06403

March 11, 2023

First Selectman Smith,

Below is a report from the Fire Marshal's Office for the Month of February.

2 North Main St- Sprinkler project approval

392 Lopus Rd- Warrant

Chatfield Farms- HVAC/Smoke alarm research

33-37 Feldspar Ave- Real estate agent meeting

Costco- Tier 2 hazmat report

17 Old Turnpike Rd- Walk through. No permits were obtained for work or occupancy

Chatfield Farms- Clubhouse inspection

14 Church St- Pre-inspection

9 days for CMEs in Wallingford

1 Alliance Circle - Reissue blasting permit to Blastech

Any questions or concerns please contact me directly.

Respectfully,

A handwritten signature in black ink, appearing to be "Brian DeGeorge", written over a horizontal line.

Fire Marshal
Brian DeGeorge

February

PROGRAM ATTENDANCE

	THIS MONTH	YTD	Same month last year	PRIOR YTD	% change from last year to this year
ADULTS AT ADULT PROGRAMS	55	1124	28	1263	-11.01%
ADULTS AT CHILD PROGRAMS	86	900	20	955	-5.76%
CHILDREN AT CHILD PROGRAMS	205	2500	117	2268	10.23%
TOTAL	346	4524	165	4486	0.85%
# of CHILDREN/YA/FAMILY PROGRAMS	14	134	10	112	19.64%
avg # children at child programs	14.64	136 1/4	11.7	155 1/7	-12.17%
# of ADULT PROGRAMS	7	46	3	41	12.20%
avg # adults at adults programs	7.9	185 8/9	9.3	218 5/6	-15.05%

LIBRARY SERVICES

	THIS MONTH	YTD	Same month last year	PRIOR YTD	% change from last year to this year
COMPUTER USAGE (HRS)	35 1/4	243	21 3/4	313 3/4	-22.55%
COMPUTER (#PEOPLE)	35	333	26	250	33.20%
WEB SITE VISITS* estimate	1000	6047	553	5015	20.58%
VOLUNTEER HOURS	7 1/2	131	18 1/4	149	-12.08%
HOMEBOUND DELIVERIES	1	3	0	6	-50.00%
Notary Services	7	85	12	123	-30.89%

	THIS MONTH	YTD	Same month last year	PRIOR YTD	% change from last year to this year
ADULT	398	3334	246	2513	32.67%
YOUNG ADULT	14	362	12	240	50.83%
JUVENILE	416	4591	341	3246	41.44%
AUDIO BOOKS	10	154	16	94	63.83%
Downloadable audiobooks	167	1367	155	1247	9.62%
Digital Music downloads	0	15	0	10	50.00%
ADULT VIDEO	136	963	107	878	9.68%
JUVENILE VIDEO	39	308	9	262	17.56%
Digital Video downloads	0	18	4	20	-10.00%
E-BOOKS	127	1346	127	980	37.35%
LIBRARY PASSES	2	11	2	9	22.22%
OTHER	4	41	12	17	141.18%
TOTALS	1313	12510	1031	9516	31.46%
(included in above)					
ILL-BORROWED	172	1824	161	1196	52.51%
ILL-LENT	137	1116	115	1106	0.90%
CONNECTICARD LOANS	58	564	35	308	83.12%

REGISTRATION THIS MONTH

	EXPIRED	NEW	YTD (NEW)	PRIOR YTD (NEW)	% change from last year to this year
ADULT	22	22	207	148	39.86%
CHILDREN	2	2	81	113	-28.32%
TOTALS	24	24	288	261	10.34%

February

Library Accts #10-69	THIS MONTH	YTD	PRIOR YTD	REMAINING BUDGET	% of LINE ITEM EXPENDED
#1010 FULL TIME	\$12,849.20	\$102,968.98	\$79,942.79	\$64,071.02	61.64%
#1019 PART TIME	\$1,046.50	\$8,688.25	\$7,403.50	\$5,871.75	59.67%
#1060 COMPUTER	\$62.75	\$4,729.66	\$4,372.19	\$1,130.34	80.71%
#1170 LIBRARY MATERIALS	\$873.43	\$17,343.11	\$15,209.41	\$7,306.89	70.36%
#1800 PROF. DEVEL.	\$0.00	\$333.00	\$0.00	\$667.00	33.30%
#1805 PROGRAMMING	\$815.43	\$8,100.88	\$5,998.96	\$3,649.12	68.94%
#1807 COPIER LEASES	\$67.47	\$517.75	\$413.11	\$302.25	63.14%
TOTAL	\$15,714.78	\$142,681.63	\$113,339.96	\$82,998.37	63.22%

<u>PETTY CASH</u>	
BEG. BALANCE	\$50.00
ADD'L FUNDS	\$0.00
MINUS EXPENSES	\$0.00
TOTAL	\$50.00

<u>CHECKING ACCT. ****</u>	
BEG. BALANCE	\$4,063.81
ADD'L FUNDS	\$12.14
MINUS EXPENSES	\$303.55
TOTAL	\$3,772.40 ****

Deposits

last month petty cash	
Damaged/Lost Library materials	\$0.00
Fax	\$0.00
Late Video	\$0.00
Printing	\$0.00
Replaced Library cards	\$0.00
PETTY CASH TOTAL	\$0.00

Late DVD	\$7.95
Faxes	\$4.00
Late DVD	\$0.19

Liberty Bank CD \$11,449.68

Expenses

Purdy Hill Bakery \$303.55

Town Only

Terminal / Batch	
Terminal	2
Batch	2278

Cash	0.00	0
Check	0.00	0
Credit Card	0.00	0
Total	0.00	0

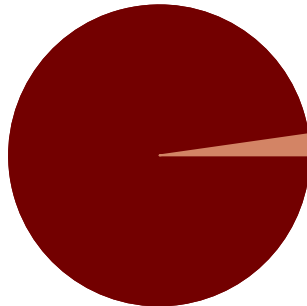
Last Assessor Bridge	
Run on:	03/16/2020

Percent Collection as of 03/03/2021

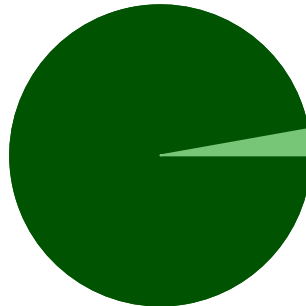
REAL ESTATE
 Uncollected - 2.25%
 Collected - 97.75%

PERSONAL PROPERTY
 Uncollected - 2.79%
 Collected - 97.21%

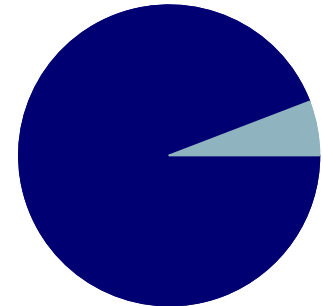
MV REGULAR
 Uncollected - 5.82%
 Collected - 94.18%



■	Total Due = \$329,043.76
■	Total Paid = \$14,316,567.99



■	Total Due = \$28,103.91
■	Total Paid = \$979,306.24



■	Total Due = \$100,128.97
■	Total Paid = \$1,619,069.12

Type	Total Billed	Total Paid	Total Due	Percent Collected
REAL ESTATE	14,645,611.75	14,316,567.99	329,043.76	97.75
PERSONAL PRO	1,007,410.15	979,306.24	28,103.91	97.21
MOTOR VEHICL	1,719,198.09	1,619,069.12	100,128.97	94.18
MOTOR SUPPLE	222,722.68	170,029.90	52,692.78	76.34
SEWER ASSESS	48,552.50	57,996.00	-9,443.50	119.45
WATER	10,608.81	25,712.34	-15,103.53	242.37
TOTALS:	\$17,654,103.98	\$17,168,681.59	\$485,422.39	

Original Beginning Balance Totals

Type	Count	Gross Assessment	Exemptions	Net Assessment	First Installment	Second Installment	Total Tax
REAL ESTATE	2,423	383,986,658	3,520,048	380,466,610	6,767,942.81	6,767,442.95	13,535,385.76
REAL ESTATE C	79	8,709,260	276,000	8,433,260	110,362.23	109,943.02	220,305.25
REAL ESTATE X	85	41,567,430	41,567,430	0	0.00	0.00	0.00
PERSONAL PROPERTY	273	33,159,742	5,036,502	28,123,240	507,119.84	502,505.48	1,009,625.32
MOTOR VEHICLE	5,937	48,782,307	346,890	48,435,417	1,734,140.57	0.00	1,734,140.57
MOTOR SUPPLEMENTAL	914	11,633,360	11,130	11,622,230	224,985.45	0.00	224,985.45
SEWER ASSESSMENT	239	0	0	0	42,220.31	0.00	42,220.31
WATER	179	0	0	0	10,166.33	0.00	10,166.33
TOTALS:	10,129	527,838,757	50,758,000	477,080,757	9,396,937.54	7,379,891.45	16,776,828.99

Waived Bills

Type	Count	Gross Assessment	Exemptions	Net Assessment	Total Tax	Waived Amount
TOTALS:	0	0	0	0	0.00	0.00

Summary of Cash Collections - Year to Date

Type	Taxes	Bond Int	Interest	Lien	Fees	Total
REAL ESTATE	14,316,567.99	0.00	8,607.98	0.00	100.00	14,325,275.97
PERSONAL PROPERTY	979,306.24	0.00	203.37	0.00	20.00	979,529.61
MOTOR VEHICLE	1,619,069.12	0.00	14,503.97	0.00	80.00	1,633,653.09
MOTOR SUPPLEMENTAL	170,029.90	0.00	571.33	0.00	0.00	170,601.23
SEWER ASSESSMENT	3,474.58	2,664.23	813.62	0.00	0.00	6,952.43
WATER	5,684.09	835.37	188.18	24.00	0.00	6,731.64
TOTALS:	17,094,131.92	3,499.60	24,888.45	24.00	200.00	17,122,743.97

Summary of Cash Collections - Monthly for March 2021

Type	Taxes	Bond Int	Interest	Lien	Fees	Total
REAL ESTATE	9,791.23	0.00	102.97	0.00	0.00	9,894.20
MOTOR VEHICLE	1,525.40	0.00	205.93	0.00	0.00	1,731.33
MOTOR SUPPLEMENTAL	1,223.93	0.00	51.84	0.00	0.00	1,275.77
SEWER ASSESSMENT	292.05	216.79	78.85	0.00	0.00	587.69
TOTALS:	12,832.61	216.79	439.59	0.00	0.00	13,488.99

END OF MONTH BALANCING

February 2023

Last Months Uncollected Tax on GRBBS-		\$ 1,412,701.93
Subtract TAX collected on CASH REPORT for Month-		\$ 260,843.71
	Subtotal	\$ 1,151,858.22
Add in Bounced Checks (Tax Column only)		\$ 2,233.35
	Subtotal-	\$ 1,154,091.57
Add in Refunds (Tax Column only)		\$ 0
	Subtotal-	\$ 1,418,504.96
Adjustments-Add if net is increase		\$ 466.17
-Subtract if net is Decrease		\$
	Subtotal-	\$ 1,154,557.74
Transfers-Add if tax amount is negative		\$ 12.90
-Subtract if positive	Subtotal-	\$ 1,154,570.64
_Suspense put on as of -subtract		\$
	Subtotal-	\$ 1,154,570.64
Current Month Uncollected Tax on GRBBS-		\$1,154,570.64
	Difference	(\$0)

GRAND RATEBOOK BALANCE SHEET REPORT
TOWN OF BEACON FALLS
GRAND LIST YEAR 2021

Year: 2006 To 2022, Pay Date: 02/28/2023, Time: 03/02/2023 01:18:10 pm All

Page: 1

Conditions: Recap By Year: Yes Recap By Dist: No Act/Susp: Active, Cycle: 00 To 00, Type: CITY, Bill Type: 14 CODE T

YEAR/TYPE	ACTS	BEGINNING BALANCE	LAWFUL INC.	CORRECTIONS DEC.	TAXES COLLECTABLE	CURRENT SUSPENSE	TAXES/BINT PAID	INTEREST PAID	L+FEES PAID	TOTAL PAID	OVER PAID	UNCOLLECTED TAXES
REAL ESTAT	5	5,030.42	0.00	0.00	5,030.42	0.00	0.00	0.00	0.00	0.00	0.00	5,030.42
MOTOR VEH	3	557.92	0.00	0.00	557.92	0.00	0.00	0.00	0.00	0.00	0.00	557.92
MVS	1	1.88	0.00	0.00	1.88	0.00	0.00	0.00	0.00	0.00	0.00	1.88
YR: 2006	9	5,590.22	0.00	0.00	5,590.22	0.00	0.00	0.00	0.00	0.00	0.00	5,590.22
REAL ESTAT	5	5,485.14	0.00	0.00	5,485.14	0.00	0.00	0.00	0.00	0.00	0.00	5,485.14
MOTOR VEH	3	495.35	0.00	0.00	495.35	0.00	0.00	0.00	0.00	0.00	0.00	495.35
YR: 2007	8	5,980.49	0.00	0.00	5,980.49	0.00	0.00	0.00	0.00	0.00	0.00	5,980.49
REAL ESTAT	6	5,374.22	0.00	0.00	5,374.22	0.00	0.00	0.00	0.00	0.00	0.00	5,374.22
MOTOR VEH	9	1,404.14	0.00	0.00	1,404.14	0.00	0.00	0.00	0.00	0.00	0.00	1,404.14
YR: 2008	15	6,778.36	0.00	0.00	6,778.36	0.00	0.00	0.00	0.00	0.00	0.00	6,778.36
REAL ESTAT	7	6,414.88	0.00	0.00	6,414.88	0.00	0.00	0.00	0.00	0.00	0.00	6,414.88
MOTOR VEH	8	954.16	0.00	0.00	954.16	0.00	0.00	0.00	0.00	0.00	0.00	954.16
MVS	1	145.15	0.00	0.00	145.15	0.00	0.00	0.00	0.00	0.00	0.00	145.15
YR: 2009	16	7,514.19	0.00	0.00	7,514.19	0.00	0.00	0.00	0.00	0.00	0.00	7,514.19
REAL ESTAT	8	7,754.88	0.00	0.00	7,754.88	0.00	0.00	0.00	0.00	0.00	0.00	7,754.88
MOTOR VEH	11	2,116.45	0.00	0.00	2,116.45	0.00	0.00	0.00	0.00	0.00	0.00	2,116.45
MVS	1	42.62	0.00	0.00	42.62	0.00	0.00	0.00	0.00	0.00	0.00	42.62
YR: 2010	20	9,913.95	0.00	0.00	9,913.95	0.00	0.00	0.00	0.00	0.00	0.00	9,913.95
REAL ESTAT	8	7,198.76	0.00	0.00	7,198.76	0.00	0.00	0.00	0.00	0.00	0.00	7,198.76
MOTOR VEH	1	263.42	0.00	0.00	263.42	0.00	0.00	0.00	0.00	0.00	0.00	263.42
YR: 2011	9	7,462.18	0.00	0.00	7,462.18	0.00	0.00	0.00	0.00	0.00	0.00	7,462.18
REAL ESTAT	9	7,383.92	0.00	0.00	7,383.92	0.00	0.00	0.00	0.00	0.00	0.00	7,383.92
MOTOR VEH	4	627.05	0.00	0.00	627.05	0.00	0.00	0.00	0.00	0.00	-27.86	627.05
MVS	3	744.22	0.00	0.00	744.22	0.00	0.00	0.00	0.00	0.00	0.00	744.22
YR: 2012	16	8,755.19	0.00	0.00	8,755.19	0.00	0.00	0.00	0.00	0.00	-27.86	8,755.19
REAL ESTAT	9	7,886.50	0.00	0.00	7,886.50	0.00	49.66	120.34	0.00	170.00	0.00	7,836.84

GRAND RATEBOOK BALANCE SHEET REPORT
TOWN OF BEACON FALLS
GRAND LIST YEAR 2021

Year: 2006 To 2022, Pay Date: 02/28/2023, Time: 03/02/2023 01:18:10 pm All

Conditions: Recap By Year: Yes Recap By Dist: No Act/Susp: Active, Cycle: 00 To 00, Type: CITY, Bill Type: 14 CODE T

YEAR/TYPE	ACTS	BEGINNING BALANCE	LAWFUL INC.	CORRECTIONS DEC.	TAXES COLLECTABLE	CURRENT SUSPENSE	TAXES/BLNT PAID	INTEREST PAID	L+FEES PAID	TOTAL PAID	OVER PAID	UNCOLLECTED TAXES
MOTOR VEH	4	255.27	0.00	0.00	255.27	0.00	0.00	0.00	0.00	0.00	-111.10	255.27
YR: 2013	13	8,141.77	0.00	0.00	8,141.77	0.00	49.66	120.34	0.00	170.00	-111.10	8,092.11
REAL ESTAT	12	7,883.68	0.00	0.00	7,883.68	0.00	152.56	150.54	24.00	327.10	0.00	7,731.12
PERS PROP	2	0.00	0.00	0.00	0.00	0.00	0.00	0.00	0.00	0.00	0.00	0.00
MOTOR VEH	9	-498.94	0.00	0.00	-498.94	0.00	0.00	0.00	0.00	0.00	-498.94	-498.94
YR: 2014	23	7,384.74	0.00	0.00	7,384.74	0.00	152.56	150.54	24.00	327.10	-498.94	7,232.18
REAL ESTAT	23	8,482.34	0.00	0.00	8,482.34	0.00	0.00	12.90	0.00	12.90	0.00	8,482.34
PERS PROP	2	0.00	0.00	0.00	0.00	0.00	0.00	0.00	0.00	0.00	0.00	0.00
MOTOR VEH	12	-15.54	0.00	0.00	-15.54	0.00	0.00	0.00	0.00	0.00	-15.54	-15.54
MVS	2	0.00	0.00	0.00	0.00	0.00	0.00	0.00	0.00	0.00	0.00	0.00
YR: 2015	39	8,466.80	0.00	0.00	8,466.80	0.00	0.00	12.90	0.00	12.90	-15.54	8,466.80
REAL ESTAT	43	11,206.70	0.00	0.00	11,206.70	0.00	0.00	0.00	0.00	0.00	0.00	11,206.70
PERS PROP	1	0.00	0.00	0.00	0.00	0.00	0.00	0.00	0.00	0.00	0.00	0.00
MOTOR VEH	20	-14.43	0.00	0.00	-14.43	0.00	0.00	0.00	0.00	0.00	-14.43	-14.43
MVS	7	0.00	0.00	0.00	0.00	0.00	0.00	0.00	0.00	0.00	0.00	0.00
YR: 2016	71	11,192.27	0.00	0.00	11,192.27	0.00	0.00	0.00	0.00	0.00	-14.43	11,192.27
REAL ESTAT	52	13,503.57	0.00	0.00	13,503.57	0.00	0.00	316.00	24.00	340.00	0.00	13,503.57
PERS PROP	6	0.00	0.00	0.00	0.00	0.00	0.00	0.00	0.00	0.00	0.00	0.00
MOTOR VEH	66	-106.84	0.00	0.00	-106.84	0.00	0.00	0.00	0.00	0.00	-106.84	-106.84
MVS	31	-26.50	0.00	0.00	-26.50	0.00	0.00	0.00	0.00	0.00	-26.50	-26.50
YR: 2017	155	13,370.23	0.00	0.00	13,370.23	0.00	0.00	316.00	24.00	340.00	-133.34	13,370.23
REAL ESTAT	62	21,083.86	0.00	0.00	21,083.86	0.00	176.62	10.60	0.00	187.22	-40.16	20,907.24
PERS PROP	26	8,642.24	0.00	0.00	8,642.24	0.00	10.92	-10.92	0.00	0.00	0.00	8,631.32
MOTOR VEH	261	21,994.86	0.00	-562.91	21,431.95	0.00	281.26	291.44	104.14	676.84	-733.35	21,150.69
MVS	112	4,267.95	0.00	0.00	4,267.95	0.00	-57.37	139.33	0.00	81.96	0.00	4,325.32
YR: 2018	461	55,988.91	0.00	-562.91	55,426.00	0.00	411.43	430.45	104.14	946.02	-773.51	55,014.57
							REFUND	0.00	0.00			
							REFUND	0.00	0.00			
							REFUND	0.00	0.00			
							REFUND	0.00	0.00			

**CASH REPORT
TOWN OF BEACON FALLS**

MONTHLY REPORT BY BILLING YEAR CASH: CITY Date: 03/02/2023 Pay Date: 02/01/2023 To 02/28/2023 Time: 13:20:17 Page: 1
 Condition: Year From: 2006 TO 2022 District: All Term# Total Only: NO Bill Type: 14 CODE T Susp/Credit: ALL Cycle #: 00 TO 00
 Recap Option: Year Type

BILL #	S-D	CITY Gross	INTEREST Exmpt	LIEN Net	FEEES Tax	BINT	TOTAL	DATE PAID	K	TP	OVR	BATCH	TRANS#	TERM#	NAME
2011-3-0055574	Y	67.16	0.92	0.00	0.00	0.00	68.08	02/07/2023	#	P	D	94	2	56	WHITAKER JA
2011-3-0055575	Y	8.45	53.91	0.00	0.00	0.00	62.36	02/07/2023	#	P	P	94	3	56	WHITAKER JA
TOT MOTOR VEH		75.61	54.83	0.00	0.00	0.00	130.44								
TOT YR 2011		75.61	54.83	0.00	0.00	0.00	130.44								
2013-1-0002078		49.66	35.34	0.00	0.00	0.00	85.00	02/23/2023	#	P	P	2645	3	2	STEBAR JOHN
TOT REAL ESTATE		49.66	35.34	0.00	0.00	0.00	85.00								
TOT YR 2013		49.66	35.34	0.00	0.00	0.00	85.00								
2014-1-0000529		80.92	4.08	0.00	0.00	0.00	85.00	02/23/2023	#	P	O	2645	4	2	DEFONCE DIA
TOT REAL ESTATE		80.92	4.08	0.00	0.00	0.00	85.00								
2014-3-0054012	Y	211.10	3.16	0.00	0.00	0.00	214.26	02/07/2023	#	P	D	94	1	56	PEREZ KIM
TOT MOTOR VEH		211.10	3.16	0.00	0.00	0.00	214.26								
TOT YR 2014		292.02	7.24	0.00	0.00	0.00	299.26								
2017-1-0000545		0.00	85.00	0.00	0.00	0.00	85.00	02/23/2023	#	P	D	2645	5	2	DEFONCE WIL
TOT REAL ESTATE		0.00	85.00	0.00	0.00	0.00	85.00								
TOT YR 2017		0.00	85.00	0.00	0.00	0.00	85.00								
2019-1-0001527		2,469.04	250.96	0.00	0.00	0.00	2,720.00	02/23/2023	#	P	P	2645	2	2	MAKAREWICZ
TOT REAL ESTATE		2,469.04	250.96	0.00	0.00	0.00	2,720.00								
2019-3-0051984		177.35	85.13	0.00	39.37	0.00	301.85	02/09/2023	#	P		1769	5	90	TS GEJDA LAURE
2019-3-0051998		62.83	30.16	0.00	13.95	0.00	106.94	02/16/2023	#	P		1776	2	90	TS GELOSO JESS
2019-3-0054466		531.46	231.19	0.00	114.40	0.00	877.05	02/16/2023	#	P		1776	5	90	TS ROBINSON EI
2019-3-0055350		17.95	8.62	0.00	3.99	0.00	30.56	02/09/2023	#	P		1769	6	90	TS TOMPKINS MI
TOT MOTOR VEH		789.59	355.10	0.00	171.71	0.00	1,316.40								
2019-4-0080489		365.82	142.67	0.00	76.27	0.00	584.76	02/13/2023	#	P		1771	5	90	TS MAYSONET AC
TOT MVS		365.82	142.67	0.00	76.27	0.00	584.76								
TOT YR 2019		3,624.45	748.73	0.00	247.98	0.00	4,621.16								
2020-1-0000126		294.56	35.35	24.00	0.00	0.00	353.91	02/01/2023	#	P		1762	7	90	BATTIS KENN
2020-1-0000386		2,564.80	654.02	24.00	0.00	0.00	3,242.82	02/21/2023	#	P		2084	1	3	BLACKBERRY
2020-1-0000800		0.00	142.56	24.00	0.00	0.00	166.56	02/22/2023	#	P	D	2644	6	2	DIONNE PATR
2020-1-0002045		58.10	1.74	0.00	0.00	0.00	59.84	02/03/2023	#	P		2640	1	2	ROBERTS BYR
TOT REAL ESTATE		2,917.46	833.67	72.00	0.00	0.00	3,823.13								
2020-3-0051086		49.56	14.12	0.00	0.00	0.00	63.68	02/07/2023	#	P		94	4	56	COSTELLO CH
2020-3-0051599		116.57	34.97	0.00	22.73	0.00	174.27	02/17/2023	#	P		1777	2	90	TS ENAMA RACHE
2020-3-0051941		166.12	49.84	0.00	32.39	0.00	248.35	02/09/2023	#	P		1769	4	90	TS GEJDA LAURE
2020-3-0052609		916.13	274.84	0.00	0.00	0.00	1,190.97	02/23/2023	#	P		95	2	56	JURZYNSKI J
2020-3-0053189		365.40	104.14	0.00	0.00	0.00	469.54	02/23/2023	#	P		95	1	56	MANTZARIS A
2020-3-0053388		136.97	37.60	0.00	0.00	0.00	174.57	02/07/2023	#	P	O	94	5	56	MERRITT RED

**CASH REPORT
TOWN OF BEACON FALLS**

MONTHLY REPORT BY BILLING YEAR **CASH: CITY** **Date: 03/02/2023** **Pay Date: 02/01/2023 To 02/28/2023** **Time: 13:20:18** **Page: 2**
Condition: Year From: 2006 TO 2022 **District: All Term#** **Total Only: NO** **Bill Type: 14 CODE T** **Susp/Credit: ALL** **Cycle #: 00 TO 00**

BILL #	S-D	CITY Gross	INTEREST Exmpt	LIEN Net	FEES	Tax	BINT	TOTAL	DATE PAID	K	TP	OVR	BATCH	TRANS#	TERM#	NAME
2020-3-0054177		341.32	102.40	0.00	66.56		0.00	510.28	02/10/2023	#T	P		1770	2	90	TS PRZYBYLSKI
2020-3-0054354		691.37	207.41	0.00	134.82		0.00	1,033.60	02/16/2023	#T	P		1776	6	90	TS ROBINSON EI
2020-3-0055086		399.95	119.99	0.00	0.00		0.00	519.94	02/23/2023	#T	P		95	3	56	SWIRSKI MIC
TOT MOTOR VEH		3,183.39	945.31	0.00	256.50		0.00	4,385.20								
2020-4-0080137		238.72	50.13	0.00	0.00		0.00	288.85	02/14/2023	#T	P		1774	2	90	BROWN MICHE
2020-4-0080138		294.73	61.89	0.00	0.00		0.00	356.62	02/14/2023	#T	P		1774	1	90	BROWN MICHE
2020-4-0080667		436.84	91.74	0.00	0.00		0.00	528.58	02/08/2023	#T	P		1768	1	90	LAVORGNA DA
2020-4-0080927		107.53	22.58	0.00	0.00		0.00	130.11	02/24/2023	#T	P		1783	2	90	REILLY JOSE
2020-4-0081067		157.85	33.15	0.00	0.00		0.00	191.00	02/21/2023	#T	P		1778	2	90	STOKES OLIV
TOT MVS		1,235.67	259.49	0.00	0.00		0.00	1,495.16								
TOT YR 2020		7,336.52	2,038.47	72.00	256.50		0.00	9,703.49								
2021-1-0000005		3,099.52	0.00	0.00	0.00		0.00	3,099.52	02/01/2023	#T	P		2075	22	3	26 WOODSIDE
2021-1-0000014		1,166.09	33.91	0.00	0.00		0.00	1,200.00	02/10/2023	#T	P	O	2082	3	3	ACOSTA BENN
2021-1-0000025		2,079.63	62.39	0.00	0.00		0.00	2,142.02	02/10/2023	#T	P		1770	5	90	ALBERTI JOS
2021-1-0000145		6,004.70	180.14	0.00	0.00		0.00	6,184.84	02/06/2023	#T	P		2078	1	3	BEACON FALL
2021-1-0000336		1,744.44	52.33	0.00	0.00		0.00	1,796.77	02/16/2023	#T	P		1776	3	90	PALMIERO JU
2021-1-0000353		530.25	0.00	0.00	0.00		0.00	530.25	02/01/2023	#T	P		1762	8	90	BELLAO ANTH
2021-1-0000379		3,027.76	0.00	0.00	0.00		0.00	3,027.76	02/02/2023	#T	P		1763	2	90	BETKOSKI RO
2021-1-0000431		2,214.41	0.00	0.00	0.00		0.00	2,214.41	02/01/2023	#T	P		1762	30	90	BOWLEY JEFF
2021-1-0000458		4,641.29	0.00	0.00	0.00		0.00	4,641.29	02/01/2023	#T	P		1762	33	90	BRIGNOLA AN
2021-1-0000472		1,906.49	0.00	0.00	0.00		0.00	1,906.49	02/01/2023	#T	P		2637	1	2	BROWN CHRIS
2021-1-0000606		2,548.08	78.81	0.00	0.00		0.00	2,626.89	02/06/2023	#T	P	P	2078	9	3	CHERHONIAK
2021-1-0000715		4,395.27	131.86	0.00	0.00		0.00	4,527.13	02/10/2023	#T	P		2082	1	3	ORTEGA WINS
2021-1-0000727		4,118.68	0.00	0.00	0.00		0.00	4,118.68	02/01/2023	#T	P		2075	29	3	DAVIS CHERY
2021-1-0000770		313.25	0.00	0.00	0.00		0.00	313.25	02/01/2023	#T	P		2075	31	3	SCHWARTZ PH
2021-1-0000781		2,727.47	81.82	0.00	0.00		0.00	2,809.29	02/14/2023	#T	P		2083	1	3	DEMARCO JOD
2021-1-0000822		3,852.19	119.14	0.00	0.00		0.00	3,971.33	02/06/2023	#T	P	P	2641	1	2	DIPIRO NATA
2021-1-0000822		119.14	0.00	0.00	0.00		0.00	119.14	02/07/2023	#T	P		1767	6	90	DIPIRO NATA
2021-1-0000830		1,687.99	50.64	0.00	0.00		0.00	1,738.63	02/15/2023	#T	P		2083	2	3	DOHERTY LAW
2021-1-0000836		4,251.46	127.54	0.00	0.00		0.00	4,379.00	02/03/2023	#T	P		1764	5	90	DOLIVEIRA J
2021-1-0000865		3,153.59	0.00	0.00	0.00		0.00	3,153.59	02/01/2023	#T	P		2075	32	3	DUDA MICHA
2021-1-0000882		25,504.48	0.00	0.00	0.00		0.00	25,504.48	02/01/2023	#T	P		1762	23	90	EG HOME LLC
2021-1-0000884		2,299.18	68.98	0.00	0.00		0.00	2,368.16	02/21/2023	#T	P		2084	7	3	EGAN KENNET
2021-1-0000909		704.57	0.00	0.00	0.00		0.00	704.57	02/01/2023	#T	P		1762	12	90	EVANS DEIRD
2021-1-0000925		923.33	0.00	0.00	0.00		0.00	923.33	02/01/2023	#T	P		2075	19	3	FALCONE PAU
2021-1-0000933		6,028.90	0.00	0.00	0.00		0.00	6,028.90	02/01/2023	#T	P		2075	34	3	FARRAR GARY
2021-1-0000962		3,104.02	96.00	0.00	0.00		0.00	3,200.02	02/06/2023	#T	P	P	2078	8	3	FISCHER TER
2021-1-0000962		96.00	0.00	0.00	0.00		0.00	96.00	02/21/2023	#T	P		2084	6	3	FISCHER TER
2021-1-0000963		2,058.42	0.00	0.00	0.00		0.00	2,058.42	02/01/2023	#T	P		1762	13	90	FISCHETTI M
2021-1-0000966		3,422.26	0.00	0.00	0.00		0.00	3,422.26	02/01/2023	#T	P		2075	37	3	FITZGERALD
2021-1-0001006		366.62	0.00	0.00	0.00		0.00	366.62	02/01/2023	#T	P		1762	26	90	FUOCO JAMES
2021-1-0001023		2,356.10	0.00	0.00	0.00		0.00	2,356.10	02/02/2023	#T	P		1763	9	90	GARAFOLO PE
2021-1-0001108		2,001.66	0.00	0.00	0.00		0.00	2,001.66	02/02/2023	#T	P		2076	8	3	GRISKA CARO
2021-1-0001109		566.91	0.00	0.00	0.00		0.00	566.91	02/02/2023	#T	P		2076	5	3	GRISKA CARO
2021-1-0001147		857.18	25.72	0.00	0.00		0.00	882.90	02/08/2023	#T	P		2080	2	3	HARMON JOHN
2021-1-0001158		286.08	0.00	0.00	0.00		0.00	286.08	02/01/2023	#T	P		1762	25	90	HAYES SHAR
2021-1-0001159		841.23	25.24	0.00	0.00		0.00	866.47	02/22/2023	#T	P		2644	2	2	HAYES JAMES
2021-1-0001250		2,823.78	0.00	0.00	0.00		0.00	2,823.78	02/02/2023	#T	P		2076	2	3	JACHIMOWSKI
2021-1-0001315		118.90	3.57	0.00	0.00		0.00	122.47	02/03/2023	#T	P		2077	1	3	KEARNEY JOH
2021-1-0001359		11,288.76	338.66	0.00	0.00		0.00	11,627.42	02/07/2023	#T	P		1767	7	90	TURNPIKE CE
2021-1-0001377		2,431.55	72.95	0.00	0.00		0.00	2,504.50	02/02/2023	#T	P		2076	6	3	KOSKO SAMUE
2021-1-0001400		3,405.55	0.00	0.00	0.00		0.00	3,405.55	02/02/2023	#T	P		2638	1	2	KRUSHINSKI
2021-1-0001437		3,965.67	0.00	0.00	0.00		0.00	3,965.67	02/06/2023	#T	P		2078	6	3	LANGDON DAV
2021-1-0001460		3,241.36	0.00	0.00	0.00		0.00	3,241.36	02/01/2023	#T	P		2075	16	3	LAVERNOICH

**CASH REPORT
TOWN OF BEACON FALLS**

MONTHLY REPORT BY BILLING YEAR **CASH: CITY** **Date: 03/02/2023** **Pay Date: 02/01/2023 To 02/28/2023** **Time: 13:20:20** **Page: 3**
Condition: Year From: 2006 TO 2022 **District:** **All Term#** **Total Only: NO** **Bill Type: 14 CODE T** **Susp/Credit: ALL** **Cycle #: 00 TO 00**

BILL #	Year	Type	CITY S-D Gross	INTEREST Exmpt	LIEN Net	FEES	Tax	BINT	TOTAL	DATE PAID	K	TP	OVR	BATCH	TRANS#	TERM#	NAME
2021-1-0001473			2,057.86	0.00	0.00	0.00		0.00	2,057.86	02/01/2023	#T	P		2075	5	3	LEFKY JAMES
2021-1-0001539			1,477.93	44.34	0.00	0.00		0.00	1,522.27	02/13/2023	#T	P		1771	1	90	MACKO KATHE
2021-1-0001568			3,199.03	0.00	0.00	0.00		0.00	3,199.03	02/02/2023	#T	P		1763	5	90	MAPLE TREE
2021-1-0001646			4,782.84	0.00	0.00	0.00		0.00	4,782.84	02/01/2023	#T	P		2075	17	3	MCQUIRE DAV
2021-1-0001704			1,003.31	0.00	0.00	0.00		0.00	1,003.31	02/01/2023	#T	P		1762	14	90	MOGYOROS AT
2021-1-0001707			2,259.00	67.77	0.00	0.00		0.00	2,326.77	02/09/2023	#T	P		2081	1	3	MOLINA RENE
2021-1-0001782			1,504.11	0.00	0.00	0.00		0.00	1,504.11	02/01/2023	#T	P		2075	36	3	FITZGERALD
2021-1-0001798			338.45	0.00	0.00	0.00		0.00	338.45	02/01/2023	#T	P		1762	3	90	NORTHROP SA
2021-1-0001828			2,223.19	0.00	0.00	0.00		0.00	2,223.19	02/01/2023	#T	P		2075	26	3	OLD TURNPIK
2021-1-0001866			851.43	25.54	0.00	0.00		0.00	876.97	02/13/2023	#T	P		1773	5	90	PAEZ-PEREZ
2021-1-0002032			2,060.75	63.73	0.00	0.00		0.00	2,124.48	02/21/2023	#T	P	P	2084	3	3	RELLA GENE
2021-1-0002070			4.65	20.51	0.00	0.00		0.00	25.16	02/03/2023	#T	P	P	2640	2	2	ROBERTS BYR
2021-1-0002070			85.00	0.00	0.00	0.00		0.00	85.00	02/23/2023	#T	P	P	2645	1	2	ROBERTS BYR
2021-1-0002111			1,003.31	0.00	0.00	0.00		0.00	1,003.31	02/03/2023	#T	P		2077	7	3	TYKONG LLC
2021-1-0002121			2,894.28	0.00	0.00	0.00		0.00	2,894.28	02/01/2023	#T	P		2075	8	3	RUPSIS JOHN
2021-1-0002122			2,309.51	0.00	0.00	0.00		0.00	2,309.51	02/01/2023	#T	P		2075	10	3	RUPSIS JOHN
2021-1-0002123			1,476.79	0.00	0.00	0.00		0.00	1,476.79	02/01/2023	#T	P		2075	9	3	RUPSIS JOHN
2021-1-0002142			2,867.64	0.00	0.00	0.00		0.00	2,867.64	02/01/2023	#T	P		2075	11	3	SAMSON JOHN
2021-1-0002194			256.92	0.00	0.00	0.00		0.00	256.92	02/02/2023	#T	P		2076	4	3	SCIASCIA SU
2021-1-0002280			156.61	4.70	0.00	0.00		0.00	161.31	02/06/2023	#T	P		2641	2	2	SLINKA ANDR
2021-1-0002310			1,265.18	0.00	0.00	0.00		0.00	1,265.18	02/01/2023	#T	P		2075	4	3	SMITH PETER
2021-1-0002311			2,475.85	0.00	0.00	0.00		0.00	2,475.85	02/01/2023	#T	P		2075	3	3	SMITH PETER
2021-1-0002382			200.00	0.00	0.00	0.00		0.00	200.00	02/01/2023	#T	P	P	2075	7	3	STOWE PENEL
2021-1-0002382			680.25	0.00	0.00	0.00		0.00	680.25	02/03/2023	#T	P		2077	2	3	STOWE PENEL
2021-1-0002386			3,183.44	0.00	0.00	0.00		0.00	3,183.44	02/01/2023	#T	P		1762	16	90	STRYJEWSKI
2021-1-0002394			1,618.34	48.55	0.00	0.00		0.00	1,666.89	02/15/2023	#T	P		1775	2	90	SUTPHIN RIC
2021-1-0002429			2,652.65	0.00	0.00	0.00		0.00	2,652.65	02/01/2023	#T	P		2075	30	3	TEXIRA GRAC
2021-1-0002449			2,389.08	0.00	0.00	0.00		0.00	2,389.08	02/02/2023	#T	P		2638	4	2	TOLNAI MARY
2021-1-0002474			1,454.57	43.64	0.00	0.00		0.00	1,498.21	02/10/2023	#T	P		1770	3	90	TUCCI RICHA
2021-1-0002493			2,176.19	0.00	0.00	0.00		0.00	2,176.19	02/06/2023	#T	P		2078	4	3	US BANK TRU
2021-1-0002521			475.06	24.94	0.00	0.00		0.00	500.00	02/21/2023	#T	P	P	2084	2	3	VENERUSO JE
2021-1-0002538			4,007.71	0.00	0.00	0.00		0.00	4,007.71	02/06/2023	#T	P		2078	5	3	VOIGHT WILL
2021-1-0002555			3,319.07	99.57	0.00	0.00		0.00	3,418.64	02/15/2023	#T	P		2083	3	3	WARD HARRY
2021-1-0002604			1,000.00	0.00	0.00	0.00		0.00	1,000.00	02/01/2023	#T	P		2075	13	3	WINNE MARY
2021-1-0002609			1,852.47	0.00	0.00	0.00		0.00	1,852.47	02/01/2023	#T	P		2075	14	3	WISNESKI SU
2021-1-0002622			3,549.79	106.49	0.00	0.00		0.00	3,656.28	02/24/2023	#T	P		1783	6	90	WOODIN CHAR
2021-1-0002780			3,060.23	91.81	0.00	0.00		0.00	3,152.04	02/07/2023	#T	P		2079	1	3	LEBLANC DAN
TOT REAL ESTATE			200,446.70	2,191.29	0.00	0.00		0.00	202,637.99								
2021-2-0040009			92.15	2.76	0.00	0.00		0.00	94.91	02/21/2023	#T	P		2084	9	3	AFFORDABLE
2021-2-0040088			265.41	0.00	0.00	0.00		0.00	265.41	02/01/2023	#T	P		1762	24	90	E G HOME LL
2021-2-0040089			84.22	2.53	0.00	0.00		0.00	86.75	02/24/2023	#T	P		1783	10	90	EDGE MEDIA
2021-2-0040201			148.35	0.00	0.00	0.00		0.00	148.35	02/01/2023	#T	P		1762	15	90	RED BARON S
2021-2-0040235			110.55	3.32	0.00	0.00		0.00	113.87	02/13/2023	#T	P		1771	4	90	SWEETS BY S
2021-2-0040255			6,756.04	0.00	0.00	0.00		0.00	6,756.04	02/01/2023	#T	P		2075	20	3	URBAN MININ
TOT PERS PROP			7,456.72	8.61	0.00	0.00		0.00	7,465.33								
2021-3-0050299			241.20	28.94	0.00	0.00		0.00	270.14	02/21/2023	#T	P		1778	4	90	BASTOS JESS
2021-3-0050340			441.35	52.96	0.00	0.00		0.00	494.31	02/22/2023	#T	P		2644	9	2	BEDRYCZUK P
2021-3-0050341			610.93	73.31	0.00	0.00		0.00	684.24	02/22/2023	#T	P		2644	10	2	BEDRYCZUK P
2021-3-0050342			266.68	32.00	0.00	0.00		0.00	298.68	02/22/2023	#T	P		2644	11	2	BEDRYCZUK P
2021-3-0050481			77.29	9.27	0.00	0.00		0.00	86.56	02/02/2023	#T	P		1763	8	90	BOLDUC DANI
2021-3-0050515			185.51	2.78	0.00	0.00		0.00	188.29	02/10/2023	#T	P		2082	5	3	BOURQUE ERI
2021-3-0050592			151.74	18.21	0.00	0.00		0.00	169.95	02/02/2023	#T	P		2639	2	2	BRIERE NORM
2021-3-0050593			8.49	2.00	0.00	0.00		0.00	10.49	02/02/2023	#T	P		2639	3	2	BRIERE NORM
2021-3-0050977			414.74	49.77	0.00	0.00		0.00	464.51	02/16/2023	#T	P		1776	1	90	CHINOVA SEA
2021-3-0051447			11.72	0.18	0.00	0.00		0.00	11.90	02/22/2023	#T	P		2644	4	2	DIONNE PATR

**CASH REPORT
TOWN OF BEACON FALLS**

MONTHLY REPORT BY BILLING YEAR CASH: CITY Date: 03/02/2023 Pay Date: 02/01/2023 To 02/28/2023 Time: 13:20:22 Page: 4
 Condition: Year From: 2006 TO 2022 District: All Term# Total Only: NO Bill Type: 14 CODE T Susp/Credit: ALL Cycle #: 00 TO 00
 Recap Option: Year Type

BILL #	S-D	CITY Gross	INTEREST Exmpt	LIEN Net	FEES	TAX	BINT	TOTAL	DATE PAID	K	TP	OVR	BATCH	TRANS#	TERM#	NAME
2021-3-0051645		167.03	20.04	0.00	0.00		0.00	187.07	02/22/2023	#	P					
2021-3-0051653		105.60	12.67	0.00	0.00		0.00	118.27	02/17/2023	#	P		2644	3	2	ELLIS DONAL
2021-3-0051783		65.40	7.85	0.00	0.00		0.00	73.25	02/21/2023	#	P		1777	3	90	ENAMA RACHE
2021-3-0051784		82.95	9.95	0.00	0.00		0.00	92.90	02/21/2023	#	P		1780	3	90	FERNANDES M
2021-3-0051785		142.40	17.09	0.00	0.00		0.00	159.49	02/21/2023	#	P		1780	4	90	FERNANDES M
2021-3-0051786		73.89	8.87	0.00	0.00		0.00	82.76	02/21/2023	#	P		1780	5	90	FERNANDES M
2021-3-0051890		293.46	22.01	0.00	0.00		0.00	315.47	02/09/2023	#	P		1780	6	90	FERNANDES M
2021-3-0052249		54.64	6.56	0.00	0.00		0.00	61.20	02/08/2023	#	P		2081	2	3	FOSDICK WIL
2021-3-0052250		313.11	37.57	0.00	0.00		0.00	350.68	02/08/2023	#	P		2080	4	3	HARMON JOHN
2021-3-0052449		114.09	13.69	0.00	0.00		0.00	127.78	02/07/2023	#	P		2080	3	3	HARMON JOHN
2021-3-0052450		56.62	6.79	0.00	0.00		0.00	63.41	02/07/2023	#	P		1767	2	90	HOWELL CHAR
2021-3-0053062		658.49	79.02	0.00	0.00		0.00	737.51	02/08/2023	#	P		1767	3	90	HOWELL CHAR
2021-3-0053145		628.20	75.38	0.00	0.00		0.00	703.58	02/21/2023	#	P		1768	2	90	LAVORGNA DA
2021-3-0053994		201.57	24.19	0.00	0.00		0.00	225.76	02/22/2023	#	P		1778	5	90	LINNARTZ TH
2021-3-0054024		239.81	3.60	0.00	0.00		0.00	243.41	02/07/2023	#	P		1781	2	90	PAPP MELISS
2021-3-0054054		621.69	74.60	0.00	0.00		0.00	696.29	02/13/2023	#	P		1767	1	90	PAUGAS JERE
2021-3-0054186		418.70	50.24	0.00	0.00		0.00	468.94	02/03/2023	#	P		1771	2	90	PEREIRA ALE
2021-3-0054187		330.38	39.65	0.00	0.00		0.00	370.03	02/06/2023	#	P		1764	7	90	PLAVCAN RYA
2021-3-0054188		447.30	53.68	0.00	0.00		0.00	500.98	02/03/2023	#	P		1765	3	90	PLAVCAN RYA
2021-3-0054236		495.43	59.45	0.00	0.00		0.00	554.88	02/24/2023	#	P		1764	6	90	PLAVCAN RYA
2021-3-0054341		176.37	21.16	0.00	0.00		0.00	197.53	02/21/2023	#	P		1783	7	90	POSICK AUDR
2021-3-0054370		306.60	36.79	0.00	0.00		0.00	343.39	02/24/2023	#	P		1780	1	90	RAU MATTHEW
2021-3-0054371		91.16	10.94	0.00	0.00		0.00	102.10	02/24/2023	#	P		1783	3	90	REILLY JOSE
2021-3-0054372		112.96	13.56	0.00	0.00		0.00	126.52	02/24/2023	#	P		1783	1	90	REILLY JOSE
2021-3-0054436		572.71	68.73	0.00	0.00		0.00	641.44	02/21/2023	#	P		1783	4	90	REILLY JOSE
2021-3-0054485		629.61	75.55	0.00	0.00		0.00	705.16	02/16/2023	#	P		2642	1	2	RICHARDS CH
2021-3-0054496		182.23	13.67	0.00	0.00		0.00	195.90	02/10/2023	#	P		1776	4	90	ROBINSON EI
2021-3-0054738		326.13	39.14	0.00	0.00		0.00	365.27	02/22/2023	#	P		1770	4	90	ROCCO ELIZA
2021-3-0054793		51.70	48.44	0.00	0.00		0.00	100.14	02/23/2023	#	P		1781	1	90	SCOLLIN KIM
2021-3-0055094		64.55	7.75	0.00	0.00		0.00	72.30	02/08/2023	#	P		1782	2	90	SHABAREKH J
2021-3-0055095		108.43	13.01	0.00	0.00		0.00	121.44	02/08/2023	#	P		1768	4	90	STEBAR JOHN
2021-3-0055118		573.28	68.79	0.00	0.00		0.00	642.07	02/21/2023	#	P		1768	5	90	STEBAR JOHN
2021-3-0055120		296.41	35.57	0.00	0.00		0.00	331.98	02/21/2023	#	P		2643	1	2	STOKES CORB
2021-3-0055298		661.32	79.36	0.00	0.00		0.00	740.68	02/09/2023	#	P		2643	2	2	STOKES MELI
2021-3-0055314		101.63	12.20	0.00	0.00		0.00	113.83	02/21/2023	#	P		1769	2	90	THOMAS NATA
2021-3-0055336		203.83	24.46	0.00	0.00		0.00	228.29	02/13/2023	#	P		1779	1	90	TICHY SCHYL
2021-3-0055337		631.31	75.76	0.00	0.00		0.00	707.07	02/24/2023	#	P		1773	4	90	TOMPkins AA
2021-3-0055520		333.49	40.02	0.00	0.00		0.00	373.51	02/21/2023	#	P		1783	5	90	TOOMEY BREA
2021-3-0055587		100.50	12.06	0.00	0.00		0.00	112.56	02/13/2023	#	P		1778	3	90	VAUGHN ERIC
2021-3-0055613		712.56	85.51	0.00	0.00		0.00	798.07	02/09/2023	#	P		1773	1	90	VUTO VALERI
													1769	1	90	WADE CASEY
TOT MOTOR VEH		14,157.19	1,674.79	0.00	0.00		0.00	15,831.98								
2021-4-0080044		228.24	6.85	0.00	0.00		0.00	235.09	02/14/2023	#	P					
2021-4-0080052		28.79	2.00	0.00	0.00		0.00	30.79	02/06/2023	#	P		1774	4	90	BAKER THOMA
2021-4-0080053		35.59	2.00	0.00	0.00		0.00	37.59	02/06/2023	#	P		1766	3	90	BAYUSIK BRY
2021-4-0080054		2.69	2.00	0.00	0.00		0.00	4.69	02/06/2023	#	P		1766	4	90	BAYUSIK BRY
2021-4-0080059		153.72	0.00	0.00	0.00		0.00	153.72	02/01/2023	#	P		1766	5	90	BAYUSIK BRY
2021-4-0080066		126.52	0.00	0.00	0.00		0.00	126.52	02/06/2023	#	P		2075	6	3	BEHRLE SHAN
2021-4-0080067		260.51	0.00	0.00	0.00		0.00	260.51	02/06/2023	#	P		2078	2	3	BENANTO ZAC
2021-4-0080072		111.82	0.00	0.00	0.00		0.00	111.82	02/01/2023	#	P		2078	3	3	BENANTO ZAC
2021-4-0080073		235.82	0.00	0.00	0.00		0.00	235.82	02/01/2023	#	P		2075	28	3	BIELIK CHRI
2021-4-0080077		173.82	5.21	0.00	0.00		0.00	179.03	02/22/2023	#	P		2075	27	3	BIELIK RHON
2021-4-0080091		589.13	17.67	0.00	0.00		0.00	606.80	02/02/2023	#	P		2644	1	2	BLESSE TOLB
2021-4-0080092		126.40	3.79	0.00	0.00		0.00	130.19	02/02/2023	#	P		2639	1	2	BRIERE DALE
2021-4-0080093		224.50	6.74	0.00	0.00		0.00	231.24	02/02/2023	#	P		2639	4	2	BRIERE NORM
2021-4-0080098		3.54	2.00	0.00	0.00		0.00	5.54	02/15/2023	#	P		2639	5	2	BRIERE NORM
2021-4-0080123		149.87	4.50	0.00	0.00		0.00	154.37	02/10/2023	#	P		1775	1	90	BROWN JUDIT
2021-4-0080148		8.24	0.00	0.00	0.00		0.00	8.24	02/02/2023	#	P	D	2082	2	3	BYCZKO MALG
													1763	13	90	CELIS JASON

**CASH REPORT
TOWN OF BEACON FALLS**

MONTHLY REPORT BY BILLING YEAR **CASH: CITY** **Date: 03/02/2023** **Pay Date: 02/01/2023 To 02/28/2023** **Time: 13:20:25** **Page: 5**
Condition: Year From: 2006 To 2022 **District:** **All Term#** **Total Only: NO** **Bill Type: 14** **CODE T** **Susp/Credit: ALL** **Cycle #: 00 TO 00**
Recap Option: Year Type

BILL #	S-D	CITY Gross	INTEREST Exmpt	LIEN Net	FEES	Tax	BINT	TOTAL	DATE PAID	K	TP	OVR	BATCH	TRANS#	TERM#	NAME
2021-4-0080163		274.04	8.22	0.00	0.00		0.00	282.26	02/21/2023	#T	P		1779	3	90	CIRILLO DON
2021-4-0080173		246.81	0.00	0.00	0.00		0.00	246.81	02/02/2023	#T	P		1763	6	90	CONROY THOM
2021-4-0080176		216.26	0.00	0.00	0.00		0.00	216.26	02/01/2023	#T	P		1762	4	90	CORREIA JOS
2021-4-0080181		77.31	2.32	0.00	0.00		0.00	79.63	02/13/2023	#T	P		1771	6	90	CRISANTI JE
2021-4-0080188		576.59	0.00	0.00	0.00		0.00	576.59	02/01/2023	#T	P		1762	10	90	CYBULSKI KE
2021-4-0080197		320.84	9.63	0.00	0.00		0.00	330.47	02/03/2023	#T	P		1764	3	90	DASILVAALME
2021-4-0080215		246.61	7.40	0.00	0.00		0.00	254.01	02/08/2023	#T	P		1768	6	90	DENOVELLIS
2021-4-0080232		2.80	2.00	0.00	0.00		0.00	4.80	02/22/2023	#T	P		2644	5	2	DIONNE PATR
2021-4-0080235		323.30	0.00	0.00	0.00		0.00	323.30	02/01/2023	#T	P		1762	31	90	DOIRON CHRI
2021-4-0080236		138.92	0.00	0.00	0.00		0.00	138.92	02/01/2023	#T	P		1762	32	90	DOIRON CHRI
2021-4-0080252		353.31	0.00	0.00	0.00		0.00	353.31	02/01/2023	#T	P		2075	33	3	DUDA MICHA
2021-4-0080253		66.53	2.00	0.00	0.00		0.00	68.53	02/06/2023	#T	P		1765	1	90	DUHAMEL JOS
2021-4-0080265		77.63	0.00	0.00	0.00		0.00	77.63	02/01/2023	#T	P		1762	2	90	ERICKSON OL
2021-4-0080267		161.37	4.84	0.00	0.00		0.00	166.21	02/08/2023	#T	P		1768	3	90	ESTIVA JAY
2021-4-0080283		452.39	0.00	0.00	0.00		0.00	452.39	02/02/2023	#T	P		2638	3	2	FEDUCIA ALE
2021-4-0080284		609.80	0.00	0.00	0.00		0.00	609.80	02/02/2023	#T	P		2638	2	2	FEDUCIA SHE
2021-4-0080290		127.96	3.84	0.00	0.00		0.00	131.80	02/14/2023	#T	P		1774	3	90	FERREIRA SA
2021-4-0080293		498.31	0.00	0.00	0.00		0.00	498.31	02/03/2023	#T	P		2077	5	3	FINANCIAL S
2021-4-0080294		226.40	0.00	0.00	0.00		0.00	226.40	02/03/2023	#T	P		2077	6	3	FINANCIAL S
2021-4-0080295		461.76	0.00	0.00	0.00		0.00	461.76	02/01/2023	#T	P		1762	17	90	FINKE BRYAN
2021-4-0080296		319.48	9.88	0.00	0.00		0.00	329.36	02/06/2023	#T	P	D	2078	10	3	FINN DAVID
2021-4-0080296		9.88	0.00	0.00	0.00		0.00	9.88	02/21/2023	#T	P		2084	8	3	FINN DAVID
2021-4-0080298		133.23	0.00	0.00	0.00		0.00	133.23	02/01/2023	#T	P		1762	22	90	FITZGERALD
2021-4-0080299		354.24	0.00	0.00	0.00		0.00	354.24	02/01/2023	#T	P		1762	21	90	FITZGERALD
2021-4-0080300		208.08	0.00	0.00	0.00		0.00	208.08	02/01/2023	#T	P		1762	28	90	FITZGERALD
2021-4-0080305		26.24	2.00	0.00	0.00		0.00	28.24	02/17/2023	#T	P		1777	5	90	FLORES NICO
2021-4-0080306		94.13	2.82	0.00	0.00		0.00	96.95	02/17/2023	#T	P		1777	4	90	FLORES NICO
2021-4-0080318		211.33	0.00	0.00	0.00		0.00	211.33	02/01/2023	#T	P		1762	11	90	GAROFALO GE
2021-4-0080330		651.84	19.56	0.00	0.00		0.00	671.40	02/09/2023	#T	P		1769	3	90	GORTON JONA
2021-4-0080340		60.33	0.00	0.00	0.00		0.00	60.33	02/01/2023	#T	P		1762	9	90	GROGAN CAIT
2021-4-0080365		31.85	0.00	0.00	0.00		0.00	31.85	02/01/2023	#T	P		2075	35	3	HICKS KEVIN
2021-4-0080367		96.54	2.90	0.00	0.00		0.00	99.44	02/21/2023	#T	P		1780	2	90	HOHL RICARD
2021-4-0080369		33.69	2.00	0.00	0.00		0.00	35.69	02/03/2023	#T	P		1764	1	90	HOMOLA ELIZ
2021-4-0080383		11.78	2.00	0.00	0.00		0.00	13.78	02/07/2023	#T	P		1767	4	90	HOWELL CHAR
2021-4-0080384		213.32	6.40	0.00	0.00		0.00	219.72	02/07/2023	#T	P		1767	5	90	HOWELL CHAR
2021-4-0080387		42.41	2.00	0.00	0.00		0.00	44.41	02/23/2023	#T	P		1782	1	90	HUBBELL TAY
2021-4-0080390		186.85	5.61	0.00	0.00		0.00	192.46	02/06/2023	#T	P		1765	4	90	HUELSMAN NO
2021-4-0080395		50.17	0.00	0.00	0.00		0.00	50.17	02/01/2023	#T	P		1762	1	90	HUTCHISON J
2021-4-0080396		191.94	0.00	0.00	0.00		0.00	191.94	02/02/2023	#T	P		2076	9	3	HYUNDAI LEA
2021-4-0080397		433.79	0.00	0.00	0.00		0.00	433.79	02/02/2023	#T	P		2076	10	3	HYUNDAI LEA
2021-4-0080398		825.01	0.00	0.00	0.00		0.00	825.01	02/02/2023	#T	P		2076	11	3	HYUNDAI LEA
2021-4-0080399		406.33	0.00	0.00	0.00		0.00	406.33	02/02/2023	#T	P		2076	12	3	HYUNDAI LEA
2021-4-0080400		275.31	0.00	0.00	0.00		0.00	275.31	02/02/2023	#T	P		2076	13	3	HYUNDAI LEA
2021-4-0080401		387.28	0.00	0.00	0.00		0.00	387.28	02/02/2023	#T	P		2076	14	3	HYUNDAI LEA
2021-4-0080402		445.23	0.00	0.00	0.00		0.00	445.23	02/02/2023	#T	P		2076	15	3	HYUNDAI LEA
2021-4-0080405		364.58	0.00	0.00	0.00		0.00	364.58	02/02/2023	#T	P		2076	1	3	JACHIMOWSKI
2021-4-0080452		4.70	2.00	0.00	0.00		0.00	6.70	02/02/2023	#T	P		2076	7	3	KOSKO SAMUE
2021-4-0080453		33.66	2.00	0.00	0.00		0.00	35.66	02/14/2023	#T	P		1774	6	90	KOZEK JAYDE
2021-4-0080454		127.25	3.82	0.00	0.00		0.00	131.07	02/14/2023	#T	P		1774	5	90	KOZEK JAYDE
2021-4-0080474		331.03	0.00	0.00	0.00		0.00	331.03	02/06/2023	#T	P		2078	7	3	LANGDON DAV
2021-4-0080487		120.97	0.00	0.00	0.00		0.00	120.97	02/02/2023	#T	P		1763	16	90	LEE JENNIFE
2021-4-0080490		382.47	0.00	0.00	0.00		0.00	382.47	02/02/2023	#T	P		1763	3	90	LEMBO-BUZZE
2021-4-0080491		365.48	0.00	0.00	0.00		0.00	365.48	02/02/2023	#T	P		1763	4	90	LEMBO-BUZZE
2021-4-0080518		195.20	5.86	0.00	0.00		0.00	201.06	02/10/2023	#T	P		2082	4	3	MAGRANE GRE
2021-4-0080531		7.08	0.00	0.00	0.00		0.00	7.08	02/01/2023	#T	P		1762	6	90	MARRONE MIC
2021-4-0080546		261.36	0.00	0.00	0.00		0.00	261.36	02/02/2023	#T	P		1763	7	90	MCCALL TIMO
2021-4-0080549		151.46	0.00	0.00	0.00		0.00	151.46	02/01/2023	#T	P		2075	18	3	MCGUIRE DAV
2021-4-0080553		79.83	2.39	0.00	0.00		0.00	82.22	02/21/2023	#T	P		1778	1	90	MCSPERRIN D
2021-4-0080559		4.70	2.00	0.00	0.00		0.00	6.70	02/21/2023	#T	P		1779	2	90	MICKNAK JOH

**CASH REPORT
TOWN OF BEACON FALLS**

MONTHLY REPORT BY BILLING YEAR CASH: CITY Date: 03/02/2023 Pay Date: 02/01/2023 To 02/28/2023 Time: 13:20:30 Page: 7
 Condition: Year From: 2006 TO 2022 District: All Term# Total Only: NO Bill Type: 14 CODE T Susp/Credit: ALL Cycle #: 00 TO 00
 Recap Option: Year Type

BILL #	S-D	CITY Gross	INTEREST Exmpt	LIEN Net	FEES Tax	HINT	TOTAL	DATE PAID	K	TP	OVR	BATCH	TRANS#	TERM#	NAME
TOT CUR/YR COLL.		249,752.16	4,239.41	0.00	40.00	0.00	254,031.57								
TOT BACK/YR COLL.		11,378.26	2,969.61	72.00	504.48	0.00	14,924.35								
TOT ACTIVE		260,843.71	7,151.03	72.00	544.48	0.00	268,611.22								
TOT SUSPENSE		286.71	57.99	0.00	0.00	0.00	344.70								
GRAND TOTAL		261,130.42	7,209.02	72.00	544.48	0.00	268,955.92								
CITY	CURRENT:		254,031.57	BACK	:		14,924.35								

RECEIPT TOTAL 268,955.92
 CASH TOTAL 7,342.46
 CHANGE TOTAL 43.20

 CASH BALANCE 7,299.26
 CHECK TOTAL 150,673.71
 CREDIT TOTAL 110,982.95
 DEPOSIT TOTAL 157,972.97 *** (EXCLUDE CREDIT CARD)

 DEPOSIT TOTAL 268,955.92

**ADJUSTMENT REPORT
TOWN OF BEACON FALLS**

MONTHLY REPORT BY ADJUSTMENT CODE CASH: CITY Date: 03/02/2023 Pay Date: 02/01/2023 To 02/28/2023 Time: 13:20:31 Page: 2
 Condition: Year From: 2006 TO 2022 District: All Term# Bill Type: 14 CODE T Susp/Credit: ALL Cycle #: 00 TO 00
 BILL # S-D ADJ ASSM EXEMP CODE COC DATE-PAID MON TP OVR BATCH TRANS# TERM# NAME PLAN

TOT YR 2021	-930.24	-32859	0
	-930.24		
42-MOTOR VEH SUPPL DEC	-930.24	-32859	0
	-930.24		
TOT CUR/YR COLL.	466.17	16467	0
	1,434.18		
	-968.01		
TOT ACTIVE ONLY	466.17	16467	0
	1,434.18		
	-968.01		
GRAND TOTAL	466.17	16467	0
	1,434.18		
	-968.01		

**BOUNCED CHECKS
TOWN OF BEACON FALLS**

MONTHLY REPORT BY BILLING YEAR CASH: CITY Date: 03/02/2023 Pay Date: 02/01/2023 To 02/28/2023 Time: 13:20:31 Page: 10
 Condition: Year From: 2006 TO 2022 District: All Term# Total Only: NO Bill Type: 14 CODE T Susp/Credit: ALL Cycle #: 00 TO 00
 Recap Option: Year Type

BILL #	S-D	CITY Gross	INTEREST Exmpt	LIEN Net	FEES	Tax	BINT	TOTAL	DATE PAID	K	TP	OVR	BATCH	TRANS#	TERM#	NAME
2021-1-0001697		-1,390.31	0.00	0.00	0.00		0.00	-1,390.31	02/03/2023	#T	C	C	474	1	10	MITRIONE NA
TOT REAL ESTATE		-1,390.31	0.00	0.00	0.00		0.00	-1,390.31								
2021-4-0080821		-727.54	0.00	0.00	0.00		0.00	-727.54	02/07/2023	#T	C	C	475	1	10	TESTA TAYLO
2021-4-0080895		-115.50	0.00	0.00	0.00		0.00	-115.50	02/03/2023	#T	C	C	474	2	10	WEISHNER RI
TOT MVS		-843.04	0.00	0.00	0.00		0.00	-843.04								
TOT YR 2021		-2,233.35	0.00	0.00	0.00		0.00	-2,233.35								
TOT CUR/YR COLL.		-2,233.35	0.00	0.00	0.00		0.00	-2,233.35								
TOT ACTIVE		-2,233.35	0.00	0.00	0.00		0.00	-2,233.35								
GRAND TOTAL		-2,233.35	0.00	0.00	0.00		0.00	-2,233.35								
BOUNCE CKS		-2,233.35	0.00	0.00	0.00		0.00	-2,233.35								
CITY	CURRENT:		-2,233.35	BACK	:		0.00									

RECEIPT TOTAL	-2,233.35	
CASH TOTAL	0.00	
CHANGE TOTAL	0.00	

CASH BALANCE	0.00	
CHECK TOTAL	0.00	
CREDIT TOTAL	0.00	
DEPOSIT TOTAL	-2,233.35	*** (EXCLUDE CREDIT CARD)

DEPOSIT TOTAL	<u>-2,233.35</u>	

GRAND RATEBOOK BALANCE SHEET REPORT
TOWN OF BEACON FALLS
GRAND LIST YEAR 2021

Year: 2006 To 2022, Pay Date: 02/28/2023, Time: 03/02/2023 01:18:14 pm All Conditions: Recap By Year: Yes Recap By Dist: No Act/Susp: Active, Cycle: 00 To 00, Type: CITY, Bill Type: 14 CODE T												
YEAR/TYPE	ACTS	BEGINNING BALANCE	LAWFUL INC.	CORRECTIONS DEC.	TAXES COLLECTABLE	CURRENT SUSPENSE	TAXES/BINT PAID	INTEREST PAID	L+FEES PAID	TOTAL PAID	OVER PAID	UNCOLLECTED TAXES
REAL ESTAT	1,964	68,475.11	0.00	0.00	68,475.11	0.00	18,405.11	3,935.50	78.00	22,418.61	-1,460.07	50,070.00
PERS PROP	78	11,609.07	0.00	0.00	11,609.07	0.00	0.00	0.00	0.00	0.00	0.00	11,609.07
MOTOR VEH	586	25,531.85	579.79	-77.19	26,034.45	0.00	3,952.26	1,690.12	605.87	6,248.25	-663.99	22,082.19
MVS	888	7,801.31	205.96	-249.86	7,757.41	0.00	1,296.39	356.41	201.58	1,854.38	-63.64	6,461.02
YR: 2019	3,516	113,417.34	785.75	-327.05	113,876.04	0.00	23,653.76	5,982.03	885.45	30,521.24	-2,187.70	90,222.28
					REFUND		-527.22	0.00	0.00			
REAL ESTAT	2,772	162,533.49	0.00	0.00	162,533.49	0.00	34,892.39	6,499.70	312.00	41,704.09	-12,539.08	127,641.10
PERS PROP	273	12,500.74	0.00	0.00	12,500.74	0.00	286.70	40.38	0.00	327.08	0.00	12,214.04
MOTOR VEH	5,801	72,719.05	572.36	-3,565.95	69,725.46	0.00	22,320.75	5,759.40	533.65	28,613.80	-1,104.94	47,404.71
MVS	1,198	35,459.89	0.00	-187.19	35,272.70	0.00	15,090.67	2,102.11	0.00	17,192.78	0.00	20,182.03
YR: 2020	10,044	283,213.17	572.36	-3,753.14	280,032.39	0.00	72,590.51	14,401.59	845.65	87,837.75	-13,644.02	207,441.88
					REFUND		-2,195.41	0.00	0.00			
REAL ESTAT	2,795	14,577,472.02	16,302.68	-651.98	14,593,122.72	0.00	14,125,054.90	14,160.30	60.00	14,139,275.20	-11,178.92	468,067.82
PERS PROP	270	888,662.42	0.00	0.00	888,662.42	0.00	880,278.37	323.16	0.00	880,601.53	0.00	8,384.05
MOTOR VEH	5,926	1,878,921.79	8,376.75	-33,249.60	1,854,048.94	0.00	1,695,701.21	13,917.46	60.00	1,709,678.67	-512.50	158,347.73
MVS	941	224,657.70	1,327.06	-4,786.31	221,198.45	0.00	154,454.31	364.72	40.00	154,859.03	-1,120.08	66,744.14
YR: 2021	9,932	17,569,713.93	26,006.49	-38,687.89	17,557,032.53	0.00	16,855,488.79	28,765.64	160.00	16,884,414.43	-12,811.50	701,543.74
					REFUND		-6,799.79	-10.19	0.00			
Grand Total	24,347	18,122,883.74	27,364.60	-43,330.99	18,106,917.35	0.00	16,952,346.71	50,179.49	2,043.24	17,004,569.44	-30,217.94	1,154,570.64
					REFUND		-9,975.52	-10.19	0.00			

GRAND RATEBOOK BALANCE SHEET REPORT
TOWN OF BEACON FALLS
GRAND LIST YEAR 2021

Year: 2006 To 2022, Pay Date: 01/31/2023, Time: 03/02/2023 01:18:54 pm All

Year/Type	ACTS	BEGINNING BALANCE	LAWFUL INC.	CORRECTIONS DEC.	TAXES COLLECTABLE	CURRENT SUSPENSE	TAXES/BINT PAID	INTEREST PAID	L+FEES PAID	TOTAL PAID	OVER PAID	UNCOLLECTED TAXES
REAL ESTAT	5	5,030.42	0.00	0.00	5,030.42	0.00	0.00	0.00	0.00	0.00	0.00	5,030.42
MOTOR VEH	3	557.92	0.00	0.00	557.92	0.00	0.00	0.00	0.00	0.00	0.00	557.92
MVS	1	1.88	0.00	0.00	1.88	0.00	0.00	0.00	0.00	0.00	0.00	1.88
YR: 2006	9	5,590.22	0.00	0.00	5,590.22	0.00	0.00	0.00	0.00	0.00	0.00	5,590.22
REAL ESTAT	5	5,485.14	0.00	0.00	5,485.14	0.00	0.00	0.00	0.00	0.00	0.00	5,485.14
MOTOR VEH	3	495.35	0.00	0.00	495.35	0.00	0.00	0.00	0.00	0.00	0.00	495.35
YR: 2007	8	5,980.49	0.00	0.00	5,980.49	0.00	0.00	0.00	0.00	0.00	0.00	5,980.49
REAL ESTAT	6	5,374.22	0.00	0.00	5,374.22	0.00	0.00	0.00	0.00	0.00	0.00	5,374.22
MOTOR VEH	9	1,404.14	0.00	0.00	1,404.14	0.00	0.00	0.00	0.00	0.00	0.00	1,404.14
YR: 2008	15	6,778.36	0.00	0.00	6,778.36	0.00	0.00	0.00	0.00	0.00	0.00	6,778.36
REAL ESTAT	7	6,414.88	0.00	0.00	6,414.88	0.00	0.00	0.00	0.00	0.00	0.00	6,414.88
MOTOR VEH	8	954.16	0.00	0.00	954.16	0.00	0.00	0.00	0.00	0.00	0.00	954.16
MVS	1	145.15	0.00	0.00	145.15	0.00	0.00	0.00	0.00	0.00	0.00	145.15
YR: 2009	16	7,514.19	0.00	0.00	7,514.19	0.00	0.00	0.00	0.00	0.00	0.00	7,514.19
REAL ESTAT	8	7,754.88	0.00	0.00	7,754.88	0.00	0.00	0.00	0.00	0.00	0.00	7,754.88
MOTOR VEH	11	2,116.45	0.00	0.00	2,116.45	0.00	0.00	0.00	0.00	0.00	0.00	2,116.45
MVS	1	42.62	0.00	0.00	42.62	0.00	0.00	0.00	0.00	0.00	0.00	42.62
YR: 2010	20	9,913.95	0.00	0.00	9,913.95	0.00	0.00	0.00	0.00	0.00	0.00	9,913.95
REAL ESTAT	8	7,198.76	0.00	0.00	7,198.76	0.00	0.00	0.00	0.00	0.00	0.00	7,198.76
MOTOR VEH	1	263.42	0.00	0.00	263.42	0.00	0.00	0.00	0.00	0.00	0.00	263.42
YR: 2011	9	7,462.18	0.00	0.00	7,462.18	0.00	0.00	0.00	0.00	0.00	0.00	7,462.18
REAL ESTAT	9	7,383.92	0.00	0.00	7,383.92	0.00	0.00	0.00	0.00	0.00	0.00	7,383.92
MOTOR VEH	4	627.05	0.00	0.00	627.05	0.00	0.00	0.00	0.00	0.00	-27.86	627.05
MVS	3	744.22	0.00	0.00	744.22	0.00	0.00	0.00	0.00	0.00	0.00	744.22
YR: 2012	16	8,755.19	0.00	0.00	8,755.19	0.00	0.00	0.00	0.00	0.00	-27.86	8,755.19
REAL ESTAT	9	7,886.50	0.00	0.00	7,886.50	0.00	0.00	85.00	0.00	85.00	0.00	7,886.50

GRAND RATEBOOK BALANCE SHEET REPORT

TOWN OF BEACON FALLS

GRAND LIST YEAR 2021

Year: 2006 To 2022, Pay Date: 01/31/2023, Time: 03/02/2023 01:18:54 pm All

Conditions: Recap By Year: Yes Recap By Dist: No Act/Susp: Active, Cycle: 00 To 00, Type: CITY, Bill Type: 14 CODE T

YEAR/TYPE	ACTS	BEGINNING BALANCE	LAWFUL INC.	CORRECTIONS DEC.	TAXES COLLECTABLE	CURRENT SUSPENSE	TAXES/BINT PAID	INTEREST PAID	L+FEES PAID	TOTAL PAID	OVER PAID	UNCOLLECTED TAXES
MOTOR VEH	4	255.27	0.00	0.00	255.27	0.00	0.00	0.00	0.00	0.00	-111.10	255.27
YR: 2013	13	8,141.77	0.00	0.00	8,141.77	0.00	0.00	85.00	0.00	85.00	-111.10	8,141.77
REAL ESTAT	12	7,883.68	0.00	0.00	7,883.68	0.00	84.54	146.46	24.00	255.00	0.00	7,799.14
PERS PROP	2	0.00	0.00	0.00	0.00	0.00	0.00	0.00	0.00	0.00	0.00	0.00
MOTOR VEH	9	-498.94	0.00	0.00	-498.94	0.00	0.00	0.00	0.00	0.00	-498.94	-498.94
YR: 2014	23	7,384.74	0.00	0.00	7,384.74	0.00	84.54	146.46	24.00	255.00	-498.94	7,300.20
REAL ESTAT	23	8,482.34	0.00	0.00	8,482.34	0.00	0.00	0.00	0.00	0.00	0.00	8,482.34
PERS PROP	2	0.00	0.00	0.00	0.00	0.00	0.00	0.00	0.00	0.00	0.00	0.00
MOTOR VEH	12	-15.54	0.00	0.00	-15.54	0.00	0.00	0.00	0.00	0.00	-15.54	-15.54
MVS	2	0.00	0.00	0.00	0.00	0.00	0.00	0.00	0.00	0.00	0.00	0.00
YR: 2015	39	8,466.80	0.00	0.00	8,466.80	0.00	0.00	0.00	0.00	0.00	-15.54	8,466.80
REAL ESTAT	43	11,206.70	0.00	0.00	11,206.70	0.00	0.00	0.00	0.00	0.00	0.00	11,206.70
PERS PROP	1	0.00	0.00	0.00	0.00	0.00	0.00	0.00	0.00	0.00	0.00	0.00
MOTOR VEH	20	-14.43	0.00	0.00	-14.43	0.00	0.00	0.00	0.00	0.00	-14.43	-14.43
MVS	7	0.00	0.00	0.00	0.00	0.00	0.00	0.00	0.00	0.00	0.00	0.00
YR: 2016	71	11,192.27	0.00	0.00	11,192.27	0.00	0.00	0.00	0.00	0.00	-14.43	11,192.27
REAL ESTAT	52	13,503.57	0.00	0.00	13,503.57	0.00	0.00	231.00	24.00	255.00	0.00	13,503.57
PERS PROP	6	0.00	0.00	0.00	0.00	0.00	0.00	0.00	0.00	0.00	0.00	0.00
MOTOR VEH	66	-106.84	0.00	0.00	-106.84	0.00	0.00	0.00	0.00	0.00	-106.84	-106.84
MVS	31	-26.50	0.00	0.00	-26.50	0.00	0.00	0.00	0.00	0.00	-26.50	-26.50
YR: 2017	155	13,370.23	0.00	0.00	13,370.23	0.00	0.00	231.00	24.00	255.00	-133.34	13,370.23
REAL ESTAT	62	21,083.86	0.00	0.00	21,083.86	0.00	176.62	10.60	0.00	187.22	-40.16	20,907.24
PERS PROP	26	8,642.24	0.00	0.00	8,642.24	0.00	10.92	-10.92	0.00	0.00	0.00	8,631.32
MOTOR VEH	261	21,994.86	0.00	-562.91	21,431.95	0.00	281.26	291.44	104.14	676.84	-733.35	21,150.69
MVS	112	4,267.95	0.00	0.00	4,267.95	0.00	-57.37	139.33	0.00	81.96	0.00	4,325.32
YR: 2018	461	55,988.91	0.00	-562.91	55,426.00	0.00	411.43	430.45	104.14	946.02	-773.51	55,014.57
					REFUND		-144.68	0.00	0.00			
					REFUND		-308.42	0.00	0.00			
					REFUND		-453.10	0.00	0.00			

**GRAND RATEBOOK BALANCE SHEET REPORT
TOWN OF BEACON FALLS
GRAND LIST YEAR 2021**

Year: 2006 To 2022, Pay Date: 01/31/2023, Time: 03/02/2023 01:18:58 pm All

Page: 3

Conditions: Recap By Year: Yes Recap By Dist: No Act/Susp: Active, Cycle: 00 To 00, Type: CITY, Bill Type: 14 CODE T

YEAR/TYPE	ACTS	BEGINNING BALANCE	LAWFUL INC.	CORRECTIONS DEC.	Active, COLLECTABLE	CURRENT SUSPENSE	TAXES/BINT PAID	INTEREST PAID	L+FEES PAID	TOTAL PAID	OVER PAID	UNCOLLECTED TAXES
REAL ESTAT	1,964	68,475.11	0.00	0.00	68,475.11	0.00	15,936.07	3,684.54	78.00	19,698.61	-1,460.07	52,539.04
PERS PROP	78	11,609.07	0.00	0.00	11,609.07	0.00	0.00	0.00	0.00	0.00	0.00	11,609.07
MOTOR VEH	586	25,531.85	579.79	-77.19	26,034.45	0.00	3,162.67	1,335.02	434.16	4,931.85	-663.99	22,871.78
MVS	888	7,801.31	205.96	-249.86	7,757.41	0.00	930.57	213.74	125.31	1,269.62	-63.64	6,826.84
YR: 2019	3,516	113,417.34	785.75	-327.05	113,876.04	0.00	20,029.31	5,233.30	637.47	25,900.08	-2,187.70	93,846.73
					REFUND		-527.22	0.00	0.00			
REAL ESTAT	2,772	162,533.49	0.00	0.00	162,533.49	0.00	31,974.93	5,666.03	240.00	37,880.96	-12,539.08	130,558.56
PERS PROP	273	12,500.74	0.00	0.00	12,500.74	0.00	286.70	40.38	0.00	327.08	0.00	12,214.04
MOTOR VEH	5,801	72,719.05	572.36	-3,565.95	69,725.46	0.00	19,137.36	4,814.09	277.15	24,228.60	-1,099.91	50,588.10
MVS	1,198	35,459.89	0.00	-187.19	35,272.70	0.00	13,855.00	1,842.62	0.00	15,697.62	0.00	21,417.70
YR: 2020	10,044	283,213.17	572.36	-3,753.14	280,032.39	0.00	65,253.99	12,363.12	517.15	78,134.26	-13,638.99	214,778.40
					REFUND		-2,195.41	0.00	0.00			
REAL ESTAT	2,795	14,577,472.02	16,302.68	-651.98	14,593,122.72	0.00	13,925,998.51	11,969.01	60.00	13,938,027.52	-11,143.25	667,124.21
PERS PROP	270	888,662.42	0.00	0.00	888,662.42	0.00	872,821.65	314.55	0.00	873,136.20	0.00	15,840.77
MOTOR VEH	5,926	1,878,921.79	7,862.36	-33,211.83	1,853,572.32	0.00	1,681,544.02	12,242.67	60.00	1,693,846.69	-512.50	172,028.30
MVS	941	224,657.70	407.27	-3,856.07	221,208.90	0.00	127,605.80	0.00	0.00	127,605.80	-186.30	93,603.10
YR: 2021	9,932	17,569,713.93	24,572.31	-37,719.88	17,556,566.36	0.00	16,607,969.98	24,526.23	120.00	16,632,616.21	-11,842.05	948,596.38
					REFUND		-6,799.79	-10.19	0.00			
Grand Total	24,347	18,122,883.74	25,930.42	-42,362.98	18,106,451.18	0.00	16,693,749.25	43,015.56	1,426.76	16,738,191.57	-29,243.46	1,412,701.93
					REFUND		-9,975.52	-10.19	0.00			

Town Monthly Report

TOWN OF BEACON FALLS CT

Len Greene Sr - Town Clerk

2/1/2023 TO 2/27/2023

ACCOUNT	AMOUNT
DOG FUND	
Dog License Fees	10.00
Dog License Fees - Town	2.00
Dog Surcharge	4.00
DOG FUND TOTAL:	16.00
FUND TOTAL	
Conveyance Tax - Town	800.00
Local Capital Improvement - Town	105.00
Miscellaneous	4.00
Recording Fees - Town Share MERS	146.00
FUND TOTAL:	1,055.00
RECORDING FEES & VITALS	
Burial Permit	20.00
Copies	814.00
Fish & Game - Town	3.00
Liquor Permits	20.00
Maps	0.00
Marriage Fees - Town	16.00
Notary Fees	0.00
Payment On Account	0.00
Recording Fees	852.00
Trade Names	10.00
RECORDING FEES & VITALS TOTAL:	1,735.00
TOWN CLERK SHARE	
Community Investment - Town Clerk MERS	20.00
Historic Preservation - Town Clerk Share	70.00
LOCIP - Town Clerk Share	35.00
TOWN CLERK SHARE TOTAL:	125.00
TRUST & AGENCY	
Community Investment Account - State	1,260.00
Conveyance Tax - State	2,400.00
Fish & Game - State	12.00
Historic Preservation - State	280.00
Marriage Fees - State	34.00
MERS Fees - State	728.00
TRUST & AGENCY TOTAL:	4,714.00
GRAND TOTAL:	7,645.00



**Town of Beacon Falls
Economic Development Commission
Special Meeting Minutes
January 30, 2022
10 Maple Avenue
Beacon Falls, CT 06403
C/O Town Clerk
(Subject to Revision)**

Members Present: J. Betkoski (**JB**), E. Mulvihill (**EM**), E. Korzon, (**EK**), and V. Lembo (**VL**)

Members Absent: D. Pokras (**DAP**), Dennis Phipps (**DP**), and R. Desrochers (**RD**)

Others Present: Selectman, Krenesky (**MK**)

1. Call to Order /Pledge of Allegiance/Roll Call:

JB called the meeting to order at 7:03 p.m. and led the assembled in the pledge of allegiance.

JB welcomed newest member **VL**.

2. Read and Approve Minutes from Previous Meetings:

Motion made to approve the minutes from the November 28, 2022, meeting by **EM/EK**. All ayes.

3. Comments from the Public:

MK gave updates on the Mathies Park state historical register project and the Rimmon School House Project. There are plans to donate the schoolhouse to the town potentially by the end of February.

Updates on the Wolfe Ave. property were given.

4. Correspondence: None

5. Old Business:

a. **Beacon Falls Market Space:** There is no update.

b. **Main Street:** No updates at the Bank. No updates at the Beacon Falls Pizza Palace. Subway has done some updates to the inside. The smoothie shop is no longer in business. There are plans to open a convenience store in its place.

c. **Naugatuck Valley Regional Development Corp. – Other Updates:** No Updates

d. **EDC Goals for 2022-2023:** Plans to pursue updating main street and find ways to work with local businesses.

6. New Business:

a. **FY24 Budget Discussion:**

Board reviewed past expenditures.

JB feels that money should be allocated towards community outreach. Clerk to send correspondence to three main business owners to invite them to the next meeting to discuss the future of Main Street.

Motion to request 25,000.00 for a consultant for Main Street and public education outreach made by **EM** seconded by **VL**. All ayes.

7. Grant News /Update/EDC Coordinator Update:

No updates



**Town of Beacon Falls
Economic Development Commission
Special Meeting Minutes
January 30, 2022
10 Maple Avenue
Beacon Falls, CT 06403
C/O Town Clerk
(Subject to Revision)**

8. Payment of Bills:

None

9. Adjournment

Motion made to adjourn meeting at 8:00 PM. **EM/EK**, all ayes.

Respectfully submitted,

Lauren A. Fennell
Clerk, EDC

BEACON FALLS PUBLIC LIBRARY

LEARN... PARTICIPATE... ENJOY

10 Maple Avenue, Beacon Falls, Connecticut 06403

(203) 729 - 1441 ◊ Fax: (203) 729 - 4927

bfplct@gmail.com



March 13, 2023

Dear members of the Board of Selectmen,

Attached you will find the library's February service report and financial report.

Areas of note from the February Service report:

- The library offered seven adult programs, twelve child programs, two teen programs, and one for seniors.
- The number of adults in the adult programs was 55, and 205 children participated in child activities.
- Children's programs included United Day School visits, music, and movement with Miss Maria, valentine cards, Take Your Child to The Library Day, PSST, Legos in the Library, and movies and munchies.
- Adults participated in the True Crime book club, a resin tray craft, watercolor valentine cards, couples MBTI, and a zoom class by Marlow Shami called "Nature as a Mentor." Miss Kerri went to the senior center to do a string art class with the seniors.
- Teens participated in teen MBTI and did a valentine's craft.
- Overall circulation increased by 32% from this time last year.
- There has been an increase in patrons using public computers.
- Website visits are up by 21%

Areas of note regarding the January FY (Fiscal Year) 22_23 Financial Report:

- 63% of the overall library budget has been expended.

Thank you for your continued support of the Beacon Falls Public Library.

Sincerely,

A handwritten signature in dark ink, appearing to read 'Elizabeth Setaro-Posick', written in a cursive style.

Elizabeth Setaro-Posick

Library Director



Est. 1899

Beacon Hose Co. No. 1



35 North Main Street * Beacon Falls, Connecticut 06403

Telephone (203) 729-1470 * Fax (203) 723-2209 * www.beaconhose.com

March 11, 2023

Gerard Smith, 1st Selectman
Town of Beacon Falls
10 Maple Avenue
Beacon Falls, CT 06403

Re: Monthly Activity Report for February 2023

Dear 1st Selectman Smith,

During the month of February 2023, Beacon Hose Company No. 1 responded to the following calls:

EMS

Calls: 53
Transports: 27
Refusals: 10
No Medical: 0
Standby: 2
DOA: 0
No Contact: 3
Mutual Aid Given: 11 (5 Naugatuck, and 6 Seymour)
Training: Annual bloodborne/airborne/hazmat refresher, SCBA, cold water, structure fire scenario, and tool maintenance on Engine 3

Fire

Calls: 22
Fuel burner/boiler malfunction, fire confined: 1
Passenger vehicle fire: 1
Motor vehicle accident with injuries: 3
Gas leak (natural gas or LPG): 1
Carbon monoxide incident: 2
Water or steam leak: 1
Dispatched & canceled en route: 1
Smoke or odor removal: 2



Est. 1899

Beacon Hose Co. No. 1



35 North Main Street * Beacon Falls, Connecticut 06403

Telephone (203) 729-1470 * Fax (203) 723-2209 * www.beaconhose.com

Smoke scare, odor of smoke: 1
False alarm or false call, other: 1
Alarm system sounded due to malfunction: 1
Alarm system activation, no fire – unintentional: 1
Standby coverage: 6 (2 Naugatuck, 1 Prospect, and 3 Seymour)
Trainings: EKG Review, Bias and De-escalation training with Naugatuck PD

Activities: None

Respectfully submitted by,

A handwritten signature in black ink, appearing to read "Brian DeGeorge".

Brian DeGeorge, Fire Chief

cc: Michael Krensky, 2nd Selectman
Peter Betkoski, 3rd Selectman

BOARD OF EDUCATION
PROPOSED BUDGET
2022-2023



REGIONAL SCHOOL DISTRICT #16
PROSPECT / BEACON FALLS

February 23, 2022

Updated: March 9, 2022

REGIONAL SCHOOL DISTRICT#16

BOARD OF EDUCATION

PROPOSED BUDGET

2022-2023

QUALITY EDUCATION IN SAFE, WELL-MAINTAINED SCHOOLS

This budget request by the Board of Education, Regional School District #16, is presented in conformity with pertinent statutory requirements and Connecticut State Department of Education regulations with particular reference to C.G.S. 10-46, 10-47 and 10-51.

NOTICE OF DISTRICT MEETING

All electors and citizens who are qualified to vote at town meetings of the town of Beacon Falls and the town of Prospect are hereby notified and warned that a District Meeting of Regional School District #16 will be held on Monday, May 2, 2022, at Woodland Regional High School in the town of Beacon Falls, at 7:00 p.m. for the purpose of voting on the 2022-2023 proposed budget.

District Goals 2023

- **Goal One: Culture**

All Students Can Learn and we will have high expectations for all students.

- **Goal Two: Achievement**

Clearly articulate and implement a Pre-kindergarten to Grade 12 curriculum that is vertically aligned, rigorous, and relevant. Develop and implement programs, activities, and experiences to ensure students are prepared for college, career, and life.

- **Goal Three: Communication**

Provide communication that is purposeful, clear, and concise and promotes opportunities for community involvement and support of schools.

- **Goal Four: Fiscal**

Evaluate the relative expenditure of the district's spending plan dollars between classroom, teachers and support staff, academic and extracurricular activities, and maintenance of the physical plant and equipment.

Regional School District 16 Five–Year

Strategic Goals

District Strategic Plan

The district and school administrators developed our District Strategic Plan with input from BOE, staff, Region 16 instructional leaders, and Region 16 community. This plan serves as a roadmap for our teaching and learning to provide students with a rigorous, engaging and meaningful school experience so that all students are ready for college, career and global citizenship.

The Superintendent, in collaboration with the Board of Education, will use the Region 16 District Strategic Plan to frame and drive future district and school improvement initiatives. Subsequently, the schools will develop School Improvement Plans to create district coherence and alignment among our schools that will ensure positive outcomes for students.

1. To expand the Kindergarten to Grade 12 curriculums in Region 16 to offer enrichment opportunities, personalized learning and educational experiences in other academic disciplines.
2. All students will demonstrate skills in critical thinking and reasoning, collaboration and communication, problem solving and creativity, self-direction and resourcefulness, upon as assessed by **Region 16's Portrait of a Graduate.**

Core Values and Beliefs

- **Promote Leadership that supports a culture of coherence and alignment of “How we do Business in Region 16”**
 - *Common language of learning across schools*
 - *Use of highly effective, research-based teaching practices across schools* ○ *Feedback is sought out by administrators, teachers and students* ○ *Expectation for collaboration among administrators, teachers and students* ○ *Professional discussions are about learning*
- **Support administrators to perform the role of an instructional leader with direct link to student performance to meet our Academic Improvement goals in the *District Strategic Improvement Plan***
 - *Conduct Instructional Rounds to ensure high-quality instruction across all classrooms in the district*
- **Community visibility and accessibility from transparent and open communication with all stakeholders**
 - *“Open Door Policy”*
 - *Parent Advisory Committee and Administrative Forums*
 - *Daily school visits and attendance at extra and intra curricular activities* ○ *Open house and forums for community input throughout school year*
- **Create a culture that seeks to be a high-performing Region that has a clear and shared focus, personalized instruction, meets the needs of all schools, and incorporates technology into the curriculum, instruction and assessments.**
 - *Region 16 links professional learning to high leverage strategies to create a Professional Learning Community that embraces results that matter* ○ *Yearly District Surveys for budget and community input to drive vision for Region*
 - *Opportunities for staff to investigate innovative practices*
- **Ensure district-wide vertical connections and alignment among K-12 curriculum, instruction and assessments**
 - *District supported instructional leaders*
 - *Clearly communicated District Strategic Plan*

Superintendents Theory of Action

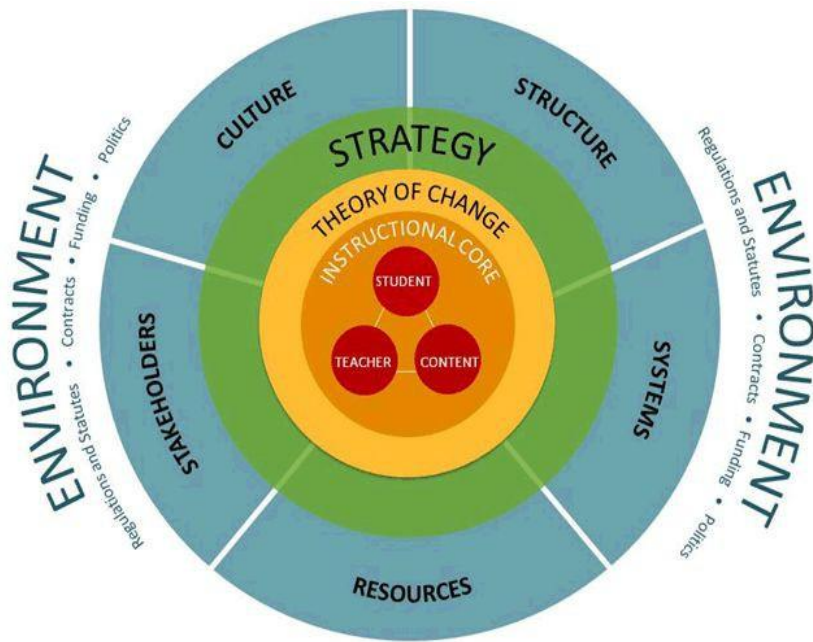
Our Goal for Region 16 Schools is to drive the district towards educational excellence, positive social and emotional development to support the whole student and the belief that all students can and will learn, by:

- Maximizing high expectations for student achievement through student-centered classroom instruction and authentic experiences;
- Clearly established expectations for all students and staff members;
- Creating a “safe’ environment that supports creativity, critical thinking and personalized learning opportunities with small class sizes;
- Establishing literacy as a foundation of education;
- Provide opportunities for real life experiences and career pathways to sustain engagement and rigor for all students;
- Fostering independence with our children and produce students who think critically and have a growth mindset;
- Embed and incorporate technology into curriculum and teaching and learning.

I will continue to emphasis a system thinking approach and adaptive leadership, **that ensures Region 16 is a progressive school system. I will delegate responsibility to build capacity in our instructional leaders at schools. I will promote individual responsibility and “collective expectations” to create alignment and a coherent culture that breeds continuous improvement and** will seek to improve the quality of education in R16 through continuous and sustainable improvement over time. I will work on the morale in the Region, creating a culture of respect and a climate that **all members of the Region 16 community promote staff morale and delegate responsibility to build a socially, emotionally and behaviorally responsive community.**

Regional School District 16 - Academic Improvement Goals

Framework



Region 16 will achieve results that rank us among the **5 best school districts in our DRG and top 10% in the State by:**

- utilizing data to drive classroom instruction,
- improving student performance as measured by common district and state interim assessments: 80% of the students will score 80% or higher,
- **meeting our performance goal of 5% yearly growth on State and National Assessments for Smarter Balanced, SAT, AP, and Science, and meet the targets for every indicator in the State Accountability Report.**
- **R16 Administrators will each follow a Theory of Action** to support school and district based decisions as a means of accountability and clearly established expectations.

RECENT HISTORY BUDGET RECOMMENDATIONS

Budget year Actual Budget Budget Increase

2016/2017	\$40,532,348	\$0 (0.0%)
2017/2018	\$40,937,282	\$404,934 (1.0%)
2018/2019	\$40,731,402	\$(205,880) (-0.5%)
2019/2020	\$40,731,402	\$0 (0.0%)
2021/2022	\$40,985,059	\$253,657 (0.62%)

RG 16 Superintendent and Administrative Recommended

Budget 2022/2023

\$41,723,590

\$ (1.80%)

Budget Highlights

- ❖ Expand our career pathways at Woodland with an additional computer science course and contracting with Milestone C to expand STEM program and better align middle school and high school programming
- ❖ Upgrading technology
 - Increase software programs
 - Complete viewsonic replacement boards district-wide
 - New computer leasing program to maintain 1:1 device program
 - Restructure WANS
- ❖ Ongoing maintenance and renovation programs at all School Facilities- 5 year Capital Improvement Plan and 4 month outlook with end of year Maintenance Plan
 - Approximately \$1.8 million dollar Capital Improvement Plan for Woodland
 - New track, scoreboard, and improved drainage
 - Replacement of Gym Floor
 - New Weight room
 - Additional storage space for PE and athletics

Budget Highlights

- Reinststitute the Alternative Education Program
- The SPED department will hire (1) R16 Board Certified Behavioral Analyst and (2) Behavioral Technicians
- Hiring additional reading ~~and math specialist~~
- Purchasing over \$75,000 in furniture for the schools
- Support purchasing new student seating which includes flexible seating, classroom activity tables, dry erase tables as well as small group learning tables to support elementary school instruction
- Reduce our bond debt
- (7) School Based Interns
- Permanent Substitute at each school to support staff absences
- Expand Rosetta Stone offerings for World Language program
- Continued support for small class sizes
- Continued after-school enrichment programs: STEM and Romance Languages

Proposed Staffing Reductions

Salary Cut

Reduction Amount:

Eliminate (1) Physical Education Teacher \$56,857

Eliminate tutors from General Operating Budget and move to Grants \$75,355

Reduce tutors to 3 from 5 (~\$22,000 reduction in Title I spending)

Eliminate (2) Library Media Aides (LLES/LRMS) \$19,355

Reduce (1) Library Media Center Aide to 20 hours \$13,934

Eliminate (1) 12 Month Secretary \$41,942

REDUCTION: \$207,443

Proposed Staffing Additions

Salary add

Literacy Specialist	ESSER-funded
Math Specialist	ESSER-funded
7 Instructional Aides for 2nd grade classrooms (\$70,000 ESSER funding, remainder offset by .75% health insurance renewal)	\$93,168
LLES Teacher	\$70,000
Alternative Education Program Staffing	\$93,000
Board Certified Behavior Analyst	\$116,885
(2) Behavioral Technicians	\$126,120

Additions to General Operating Budget: \$499,173


**REGIONAL SCHOOL DISTRICT #16
 ENROLLMENT TRENDS
 SCHOOL YEARS 2016-2017 THROUGH 2021-2022 (OCTOBER 1 COUNTS)**



2022-23 Projected Enrollment

	PK-12	Pk-5	6-8	9-12
Current	1968	865	464	639
Projected	1902	858	432	612
Change	(66)	(7)	(32)	(27)

▪ Numbers do not include alternative education and includes shift in pre-school



Student Enrollment

October 1 Counts

	Total Enrollment	Special Education Enrollment
2011	2,409	274
2012	2,347	296
2013	2,294	312
2014	2,253	342
2015	2,260	336
2016	2,191	314
2017	2,177	305
2018	2,116	281
2019	2,068	279
2020	1,987	269
2021	1,968	296

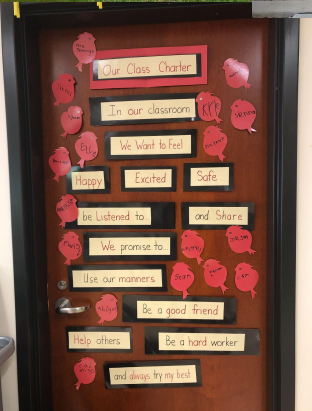
Decrease of 18.3% over 10 years

Increase of 8.0 % over 10 years

Per Pupil Expenditure

	Region 16	State Average	Difference
2020/21	\$18,591	\$20,740	(\$2,149)
2019/20	\$16,791	\$19,295	(\$2,504)
2018/19	\$16,162	\$17,438	(\$1,276)
2017/18	\$15,681	\$16,988	(\$1,307)
2016/17	\$15,313	\$16,249	(\$1,279)
2015/16	\$15,391	\$16,249	(\$ 858)
2014/15	\$15,129	\$15,726	(\$ 597)
2013/14	\$14,011	\$15,180	(\$1,169)
2012/13	\$13,552	\$14,498	(\$ 946)
2011/12	\$13,156	\$14,145	(\$ 989)
2010/11	\$13,426	\$14,010	(\$ 584)
2009/10	\$12,542	\$13,584	(\$1,042)

Region 16 per pupil spending ranks *117th* out of 166 CT School districts

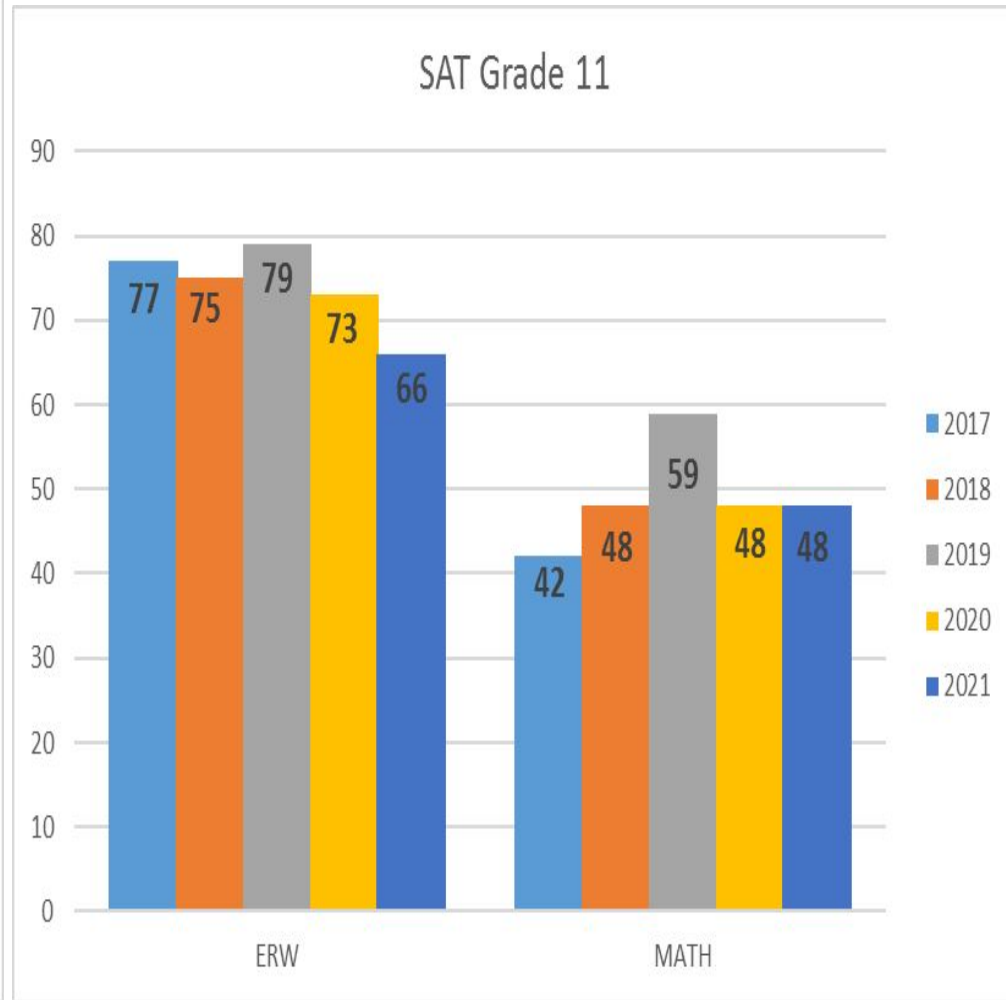
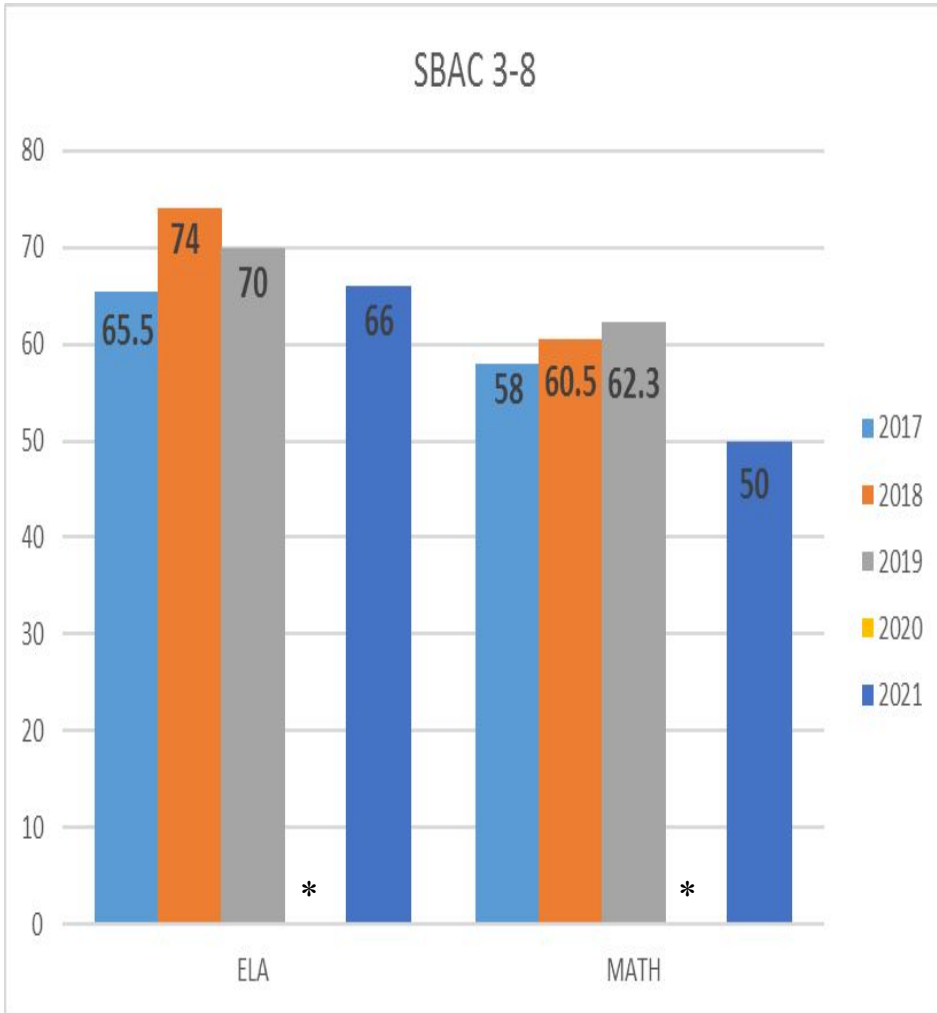




Growth in Student Achievement

Last year's State assessment results
2020-2021

SBAC and SAT 5 Year Student Data



*No SBAC administered in 2020

Region 16 SAT Scores 2017-2019

Subject	<u>2019</u> Class of 2020	State	<u>2020</u> Class of 2021	State	<u>2021</u> Class of 2022	State
ERW	543	514	538	527	519	514
Math	542	499	516	505	516	501
Total	1085	1013	1054	1032	1035	1015

Woodland Regional High School School Data

PSAT & SAT

Cohort Data	Grade 9 PSAT Math Average Score	Grade 10 PSAT Math Average Score	Grade 11 SAT Math Average Score	Grade 9 PSAT ERW Average Score	Grade 10 PSAT ERW Average Score	Grade 11 SAT ERW Average Score
Class of 2018		485 (40%)	508 (42%)		511 (68%)	541 (77%)
Class of 2019		460 (39%)	525 (48%)		493 (77%)	542 (75%)
Class of 2020	Pandemic	485 (54%)	542 (59%)	Pandemic	499 (77%)	543 (79%)
Class of 2021	Pandemic	471 (39%)	516 (48%)	Pandemic	491 (74%)	538 (73%)
Class of 2022	471 (39%)	485 (41%)	516 (48%)	471 (39%)	504 (75%)	519 (66%)

Woodland Regional High School

- All 10th graders took the PSAT
- 10th and all 11th graders took the SAT in a schoolwide administration in April 2021. All 9th graders will take the PSAT 8/9, all 10th graders will take the PSAT, and all 11th graders will be taking the SAT (Spring 2022).
- Special Education students may have taken CT alternative assessment if determined appropriate through their IEP.

Woodland Class of 2022 SAT Average Score: 1035

44% met both benchmarks ERW and Math

State Average: 1015

Evidenced Based Reading & Writing (ERW) – Woodland: 519

- 66% met benchmark on statewide administration of SAT ERW
State ERW: 514

Math Woodland Average: 516

- 48% met benchmark on statewide administration of SAT Math
State Math: 501

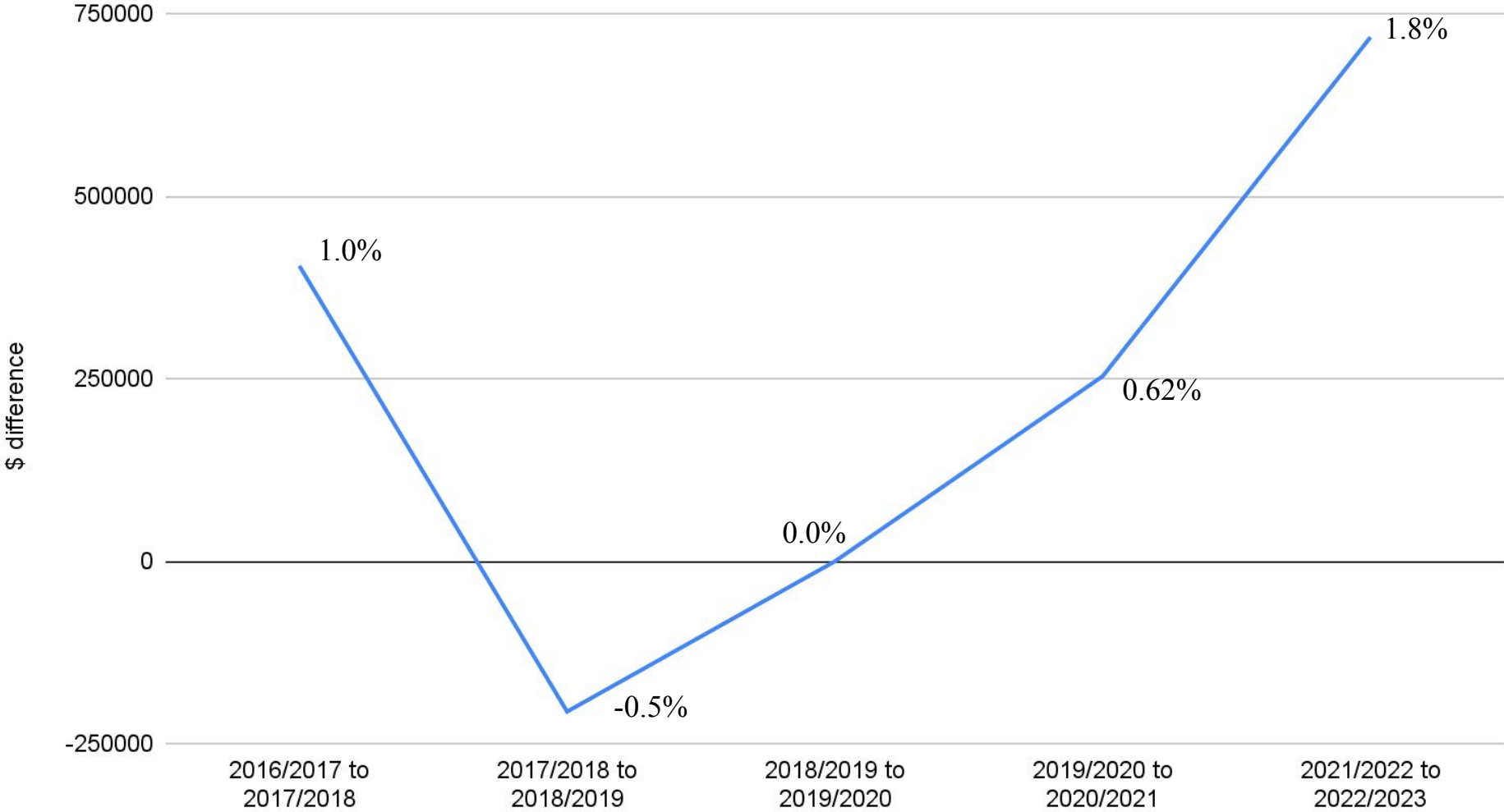
Woodland Regional High School

- **57 students are currently participating in the CT Experiential Learning Program interning in a variety of careers. 3 students are taking online enrichment courses. 7 students are taking online courses for credit recovery in addition to their normal course load.**
- **23 athletic programs are offered with 38 different clubs.**
- **97.1% Woodland Graduation Rate.**

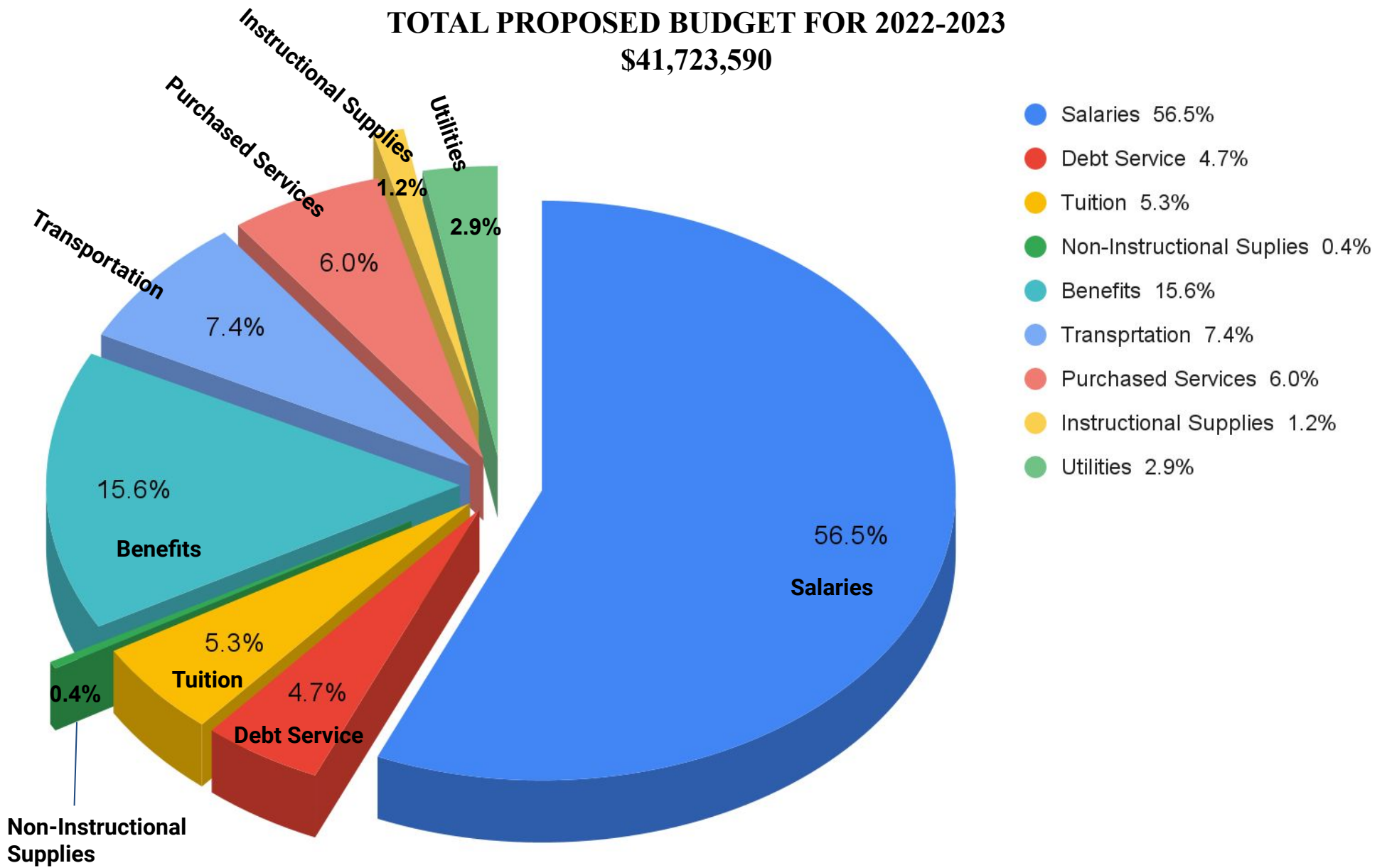


Regional School District # 16 Budget
\$ 41,723,590 or a 1.80% increase
for 2022-2023

5 Year Budget Analysis



**REGIONAL SCHOOL DISTRICT 16
EXPENDITURE BY CATEGORY
TOTAL PROPOSED BUDGET FOR 2022-2023
\$41,723,590**



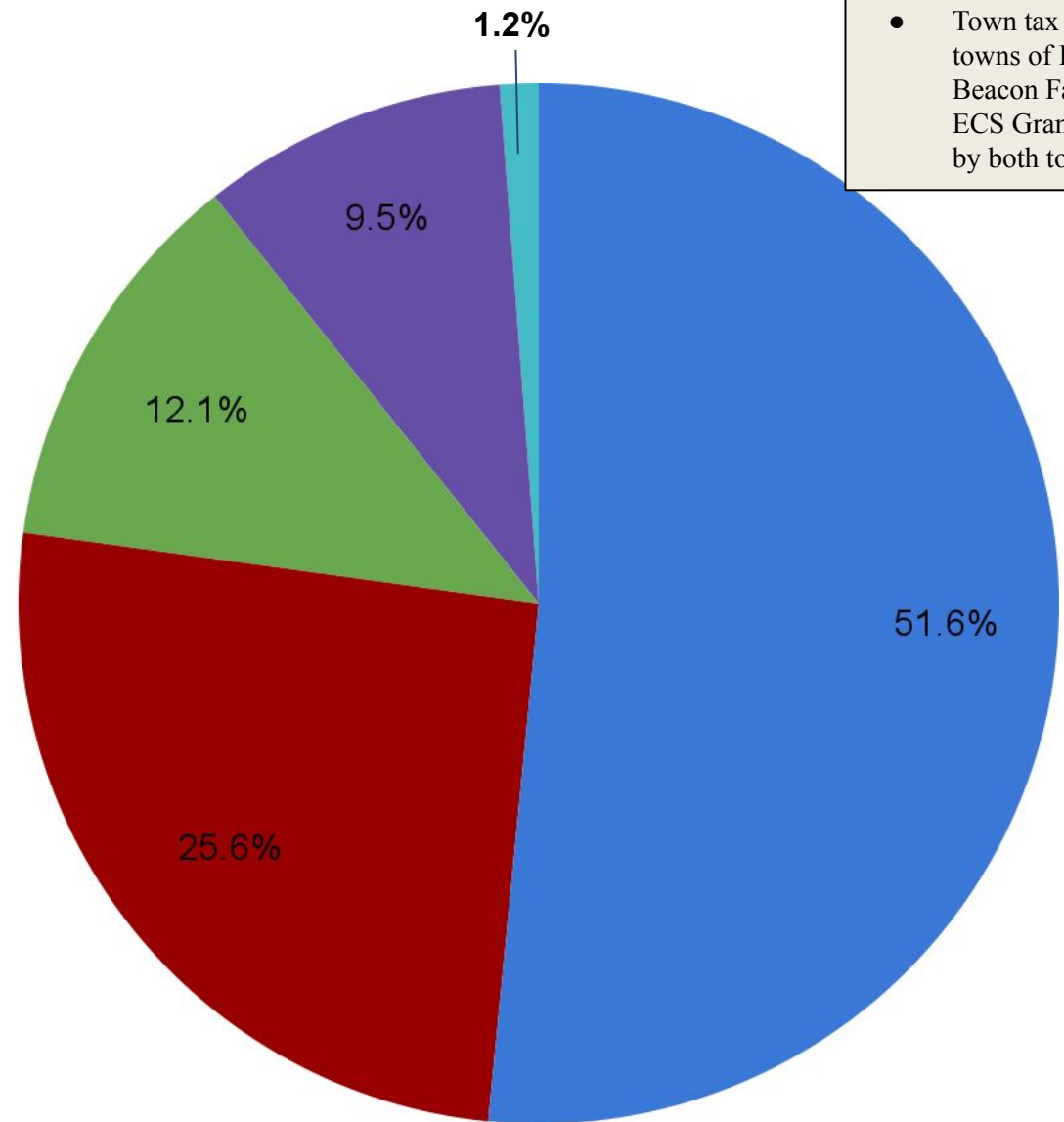
Sources of Operating Revenue

Total: \$41,723,590

Region 16 Revenue Sources

- State Grants that come directly to Region 16
- Various funds received from sources such as interest earned, and use of building fees collected
- Town tax revenues from the towns of Prospect and Beacon Falls and the State ECS Grant Funds received by both towns.

- Prospect Taxes
\$21,475,576
- Beacon Falls Taxes
\$10,698,203
- Prospect ECS Grant
\$5,040,182
- Beacon Falls ECS Grant
\$3,972,367
- State Grants/Use of Schols/Interest
Income \$537,262



State Grants - \$500,262
Use of Schools - \$35,000
Interest Income - \$2,000

REVENUE



REGIONAL SCHOOL DISTRICT #16

PROSPECT / BEACON FALLS

February 23, 2022

In order to determine the expenses to be paid by member towns of the Region, the net expenses are calculated by taking the total expenditures required and subtracting the revenue from State and local sources.

**ESTIMATED NET EXPENSES TO BE PAID BY MEMBER TOWNS
PROPOSED 2022-2023 BUDGET**

1. Budget	\$41,723,590	
2. Less State / Federal Grants to Region 16		
Special Education	<u>\$498,174</u>	
<u>Adult Education</u>	<u>2,088</u>	
Total-State/Federal Grants		<u>\$500,262</u>
Sub-Total – Budget Net Cost		\$41,223,328
3. Less Estimated Interest Income		\$2,000
4. Less Use of Schools Fees Collected		\$35,000
	NET EXPENSES	\$41,186,328

DRAFT

The remaining balance is divided between the two towns based upon the actual student enrollment. The proportion for this assessment is as follows: Beacon Falls – 35.62% and Prospect – 64.38%. These proportional payments represent the Net Cost to each member town.

NET COST TO MEMBER TOWNS

Total Net Expenses:		\$41,186,328
Average Daily Membership (ADM):		1,968
Proportioned ADM:		
Beacon Falls:	701	35.62%
Prospect:	1,267	64.38%

DRAFT

Proportioned Net Expenses to Member Towns:

	<u>Beacon Falls</u>	<u>Prospect</u>	<u>Total</u>
	\$14,670,570	\$26,515,758	\$41,186,328
Less ECS Grant	\$ 3,972,367	\$ 5,040,182	\$ 9,012,549
Net Cost to Towns:	\$ 10,698,203	\$ 21,475,576	\$ 32,173,779

New Increase / Decrease to Member Towns:

	<u>2021-2022</u>	<u>2022-2023</u>	<u>Change</u>	<u>% of Change</u>
Beacon Falls:	\$10,191,853	\$10,698,203	+\$506,350	+4.97%
Prospect:	\$21,329,862	\$21,475,576	+\$145,714	+0.68%

For 02/01/23 - 02/28/23

Expenditure Summary Report

FJEXS01A

Periods 08 - 08

EXPENDITURE REPORT

Gen Oper Budget -OBJ.-EFS-DIST

Account No/Description	Adjusted Budget	Y-T-D Encumb	Period Expended	Y-T-D Expended	Available Balance	Percent Used
111 SALARIES, CERTIFIED STAFF	17,622,421.66	.00	1,321,239.95	9,638,467.49	7,983,954.17	54.69
112 WAGES, SUPPORT STAFF	5,223,184.63	.00	454,494.52	3,211,404.29	2,011,780.34	61.48
117 WAGES, HOMEBOUND/TUTORIAL	13,500.00	.00	1,417.50	8,371.85	5,128.15	62.01
120 WAGES, EXTRA-CURR ACTIVTY	386,200.00	.00	3,521.03	129,880.31	256,319.69	33.63
122 WAGES,SUBSTITUTE TEACHERS	175,100.00	.00	25,720.05	135,585.02	39,514.98	77.43
130 OVERTIME WAGES	40,000.00	.00	6,194.42	31,180.75	8,819.25	77.95
142 SALARY,SUM,SCH,CERT STAFF	140,620.00	.00	.00	114,664.39	25,955.61	81.54
144 SALARY,ADULT ED COOR	4,000.00	.00	.00	.00	4,000.00	.00
210 MEDICAL BENEFIT INSURANCE	5,095,177.28	.00	442,077.06	3,016,824.17	2,078,353.11	59.21
220 FICA	659,944.16	.00	54,441.70	398,991.90	260,952.26	60.46
221 TUITION REIMBURSEMENT	20,000.00	.00	.00	.00	20,000.00	.00
230 RETIREMENT BENEFIT	443,640.00	58,187.60	34,516.83	278,754.48	106,697.92	75.95
250 UNEMPLOYMENT COMPENSATION	9,859.26	.00	728.00	2,859.00	7,000.26	29.00
260 WORKERS COMPENSATION INS	142,560.00	.00	.00	142,560.00	.00	100.00
300 PURCH PROF & TECH SERVICE	817,184.78	261,389.49	61,718.68	425,152.97	130,642.32	84.01
301 PURCH. PROF.-PHYSICIAN	7,500.00	.00	.00	7,500.00	.00	100.00
311 TREASURER/CLERK EXPENSES	10,784.34	.00	475.24	2,138.58	8,645.76	19.83
313 ELECTION & REG MEET EXP	6,000.00	.00	.00	220.00	5,780.00	3.67
314 CABE POLICY SERVICE	1,500.00	.00	.00	.00	1,500.00	.00
320 PROFESS CONF & TRAVEL	36,111.77	4,481.77	933.00	14,802.06	16,827.94	53.40
322 IN SERVICE	10,387.26	2,237.30	3,890.58	8,149.96	.00	100.00
326 GRADUATION EXPENSE	16,600.00	1,575.00	1,696.36	2,942.40	12,082.60	27.21
331 AUDIT SERVICES	42,230.00	.00	.00	41,500.00	730.00	98.27
332 LEGAL & LITIGATION FEES	65,000.00	.00	3,242.00	19,075.22	45,924.78	29.35
341 DATA PROCESS & SCORING	2,000.00	.00	.00	.00	2,000.00	.00
421 RUBBISH DISPOSAL	54,997.68	15,174.72	3,610.68	37,921.91	1,901.05	96.54
422 SNOW REMOVAL	108,275.00	43,310.00	21,655.00	64,965.00	.00	100.00
423 CONTRACTED GROUNDS CARE	157,775.00	78,057.52	.00	78,357.48	1,360.00	99.14
432 REPAIR OF EQUIP,INSTRUCT	5,817.00	1,087.00	.00	465.00	4,265.00	26.68
433 REPAIR OF EQUIP, NON-INST	29,206.63	4,585.93	850.00	6,481.74	18,138.96	37.89
434 REPAIR BLDGS - ELECTRICAL	26,550.37	6,208.18	2,366.82	18,997.23	1,344.96	94.93
435 REPAIR BLDGS - PLUMBING	49,658.35	40,643.00	.00	7,573.10	1,442.25	97.10
436 REPAIR BLDGS - OTHER	68,908.31	49,388.98	230.00	19,333.93	185.40	99.73
505 INTERNS	96,600.00	.00	.00	30,600.00	66,000.00	31.68
513 TRANSPORTATION, REG ELEM	984,746.00	381,562.00	93,531.75	561,190.50	41,993.50	95.74
514 TRANSPORTATION, REG HS	456,500.00	196,593.37	41,468.33	243,979.98	15,926.65	96.51
515 TRANSPORTATION, VO-TECH	100,137.75	52,253.54	7,776.59	42,784.54	5,099.67	94.91
517 TRANSP. SPEC ED IN DIST.	695,060.50	303,039.89	61,020.40	388,188.30	3,832.31	99.45
518 TRANSP. SPEC ED OUT DIST.	646,261.50	320,676.65	51,183.87	325,584.85	.00	100.00
519 TRANSPORTATION	32,980.00	12,928.81	2,805.95	16,990.72	3,060.47	90.72
520 OTHER TRANS	1,500.00	275.00	.00	371.00	854.00	43.07
521 PROPERTY/LIABILTY INSURAN	139,017.00	.00	.00	139,017.00	.00	100.00
522 INTERSCHOOL ATHELETIC INS	11,697.00	.00	.00	11,697.00	.00	100.00

For 02/01/23 - 02/28/23

Expenditure Summary Report

FJEXS01A

Periods 08 - 08

EXPENDITURE REPORT

Gen Oper Budget -OBJ.-EFS-DIST

Account No/Description	Adjusted Budget	Y-T-D Encumb	Period Expended	Y-T-D Expended	Available Balance	Percent Used
526 LICENSING & FEES	100.00	.00	.00	.00	100.00	.00
530 COMMUNICATION	602,590.42	26,241.85	12,277.36	400,153.91	176,194.66	70.76
540 ADVERTISING	4,000.00	.00	.00	480.24	3,519.76	12.01
550 PRINTING & BINDING	62,892.00	13,985.04	1,157.73	25,351.50	23,555.46	62.55
561 TUITION, PUBLIC HIGH SCH	208,920.00	.00	75,050.80	197,279.60	11,640.40	94.43
562 TUITION, SPEC ED PUBLIC	594,064.50	193,063.42	40,519.55	398,150.90	2,850.18	99.52
563 TUITION, SPEC ED NON PUB	1,372,956.69	529,013.18	67,299.73	608,534.34	235,409.17	82.85
565 TUITION, ADULT EDUCATION	3,500.00	.00	.00	.00	3,500.00	.00
582 LOCAL TRAVEL	30,399.00	.00	1,379.29	16,168.22	14,230.78	53.19
590 MISC. PURCHASED SERVICES	163,214.01	10,771.00	14,991.61	109,493.49	42,949.52	73.69
609 DISTRICT WIDE TESTING	6,913.00	.00	.00	1,938.00	4,975.00	28.03
611 PROGRAM SUPPLIES	182,371.61	26,134.51	22,429.70	125,994.88	30,242.22	83.42
613 CUSTODIAL SUPPLIES	70,134.15	10,321.65	1,504.17	52,161.85	7,650.65	89.09
614 A-V SUPPLIES	13,132.08	1,931.62	260.29	10,408.21	792.25	93.97
616 EXTRA CURRICULAR SUPPLIES	6,360.00	686.00	.00	2,366.21	3,307.79	47.99
617 MAINTENANCE SUPPLIES	48,076.30	4,582.01	2,602.66	27,610.29	15,884.00	66.96
618 WATER	48,150.00	2,185.17	2,295.67	25,864.01	20,100.82	58.25
621 NATURAL GAS	275,700.00	23,753.17	34,591.12	142,828.08	109,118.75	60.42
622 ELECTRICITY	596,400.00	242,487.66	34,497.48	289,972.60	63,939.74	89.28
623 BOTTLED GAS	13,900.00	18,672.55	2,238.65	12,666.01	-17,438.56	**
624 FUEL OIL	70,800.00	23,569.97	11,213.86	32,032.78	15,197.25	78.53
626 GASOLINE	52,500.00	33,247.79	15,676.25	53,241.71	-33,989.50	164.74
627 TELEPHONE	58,009.88	21,873.92	4,561.75	36,135.96	.00	100.00
640 PROF. BOOKS & PERIODICALS	597.17	.00	36.96	256.17	341.00	42.90
641 TEXTBOOKS	16,036.27	3,000.14	80.76	12,695.13	341.00	97.87
642 WORKBOOKS	16,513.20	3,439.00	.00	12,410.72	663.48	95.98
645 LIBRARY BOOKS	2,507.58	559.63	.00	534.10	1,413.85	43.62
648 LIBRARY PERIODICALS	500.00	.00	.00	.00	500.00	.00
733 FURNITURE & FIXTURES	3,561.56	650.00	.00	2,911.56	.00	100.00
734 EQUIPMENT, INSTRUCTIONAL	381,492.85	20,545.73	4,202.36	210,377.47	150,569.65	60.53
735 EQUIPMENT, NON INSTRUCT	18,518.00	.00	9,628.00	14,853.43	3,664.57	80.21
800 OTHER OBJECTS	20,097.51	.00	297.53	20,097.51	.00	100.00
810 DUES, FEES & MEMBERSHIP	41,533.71	.00	500.00	28,587.72	12,945.99	68.83
830 INTEREST, BONDS & NOTES	524,569.00	.00	137,409.39	524,568.78	.22	100.00
835 PRINCIPAL	1,420,000.00	.00	445,000.00	1,420,000.00	.00	100.00
840 CONTINGENCIES	135,386.28	.00	.00	.00	135,386.28	.00
1 BOARD OF EDUCATION BUDGET	41,723,590.00	3,044,370.76	3,644,508.98	24,441,649.50	14,237,569.74	65.88