

To: Board of Selectman, Town of Beacon Falls

From: TFC R. Culbertson #1239

March 2024 Calls for Service

Date: April 3rd, 2024

MOTOR VEHICLE:

Accidents with No Injuries	10
Total Traffic Stops	50
Motorist Assist	15
Parking Violations	1

CALLS FOR SERVICE:

Administrative Services	21
Alarms	15
Assist Citizens	23
Assist other Agencies	10
Burglary	1
Community Engagement Activities	16
Disturbances	3
Domestic Violence	4
Fires	2
Fraud	2
Medical Calls	10
Patrol Checks	370
Suspicious Incidents	9

TOTAL CALLS FOR SERVICE: 565



TOWN OF
BEACON FALLS
CONNECTICUT

WPCF
Monthly Report

April 2024 Meeting / March 2024 Data

Total Flow (RAW SEWAGE) : 18,290,900 gals.
Total Septage Received : 3,000 gals.
Total Sludge Removed : 115,900 gals.
Beacon Heights Leachate : No Data
Total Phosphorous Discharged : 4.73 lbs./day
Total Nitrogen Discharged : 46 lbs./day

EMERGENCY CALLS & ALARMS :

3-8 Called Gerard to let him know I had to file a by-pass report with DEEP. Upon arrival to the WPCF on the morning of 3-8 we noticed that we were losing solids to the river and invited him down to see the difficulties that we are having with the high flows

3-13 Sewer back-up at 11 North Cir., lateral problem.

Repair or Replacement :

I would like to use any or all leftover funds from the WPCF FY-24 budget to replace our original comminutor (solids grinder) with a new more modern piece of equipment. Current rough numbers are around \$52,000 for the updated grinder and around \$40,000 to rebuild the old one.

Collections :

3-13 62 Rimmon Hill. a new sewer connection was installed by E J Smith Co. and approved

3-8 67 Fairfield Pl. a new sewer connection was installed by LeClaire LLC and approved

3-25 11 North Cir. The failing lateral filled with roots and broken pipe was replaced from home to main by Bob Marek & Sons LLC and approved

Misc.:

3-13 Started introducing PACL into our system in preparation for the upcoming Phosphorous season which starts April 1st

Ongoing :

Heavy rain events

Meetings / Classes :

3-14 Teams meeting with Natasha, we discussed possible Grant opportunities that may help fund future WPCF upgrades

*Thank you,
For letting me serve.*

*Thomas A. Carey
WPCF Superintendent*



Town of BEACON FALLS
Connecticut
Public Works Department

March 2024

MONTHLY REPORT

- Pick trash on roadsides, commuter lot and train station.
- Work on budget and attend workshop for Selectmen/Finance Board meeting.
- Removed wire guard rail on Blackberry Hill and Atlas Co. installed new metal rail guard rail. Repair cables on Depot St guard rail.
- Repair damaged street signs at Main/Church from vehicle accident.
- Service and maintain equipment. Prepare equipment for spring.
- Order fuel and submit fuel reports.
- Remove and clear trees on Patricia Terr. and Beacon Valley Rd. Clean up trees on Skokorat and Cold Spring Rd. that fell across road during windstorm. Cleared large tree that fell across driveway at Matthies Park entrance.
- Work with Town Engineer and Dayton Construction on road projects. Met with Utility Companies on Beacon Valley Rd Project. Reviewed drawings and scope of work designs for Church St. Project and Town Paving Contract.
- Repair potholes with cold patch and pick up broken asphalt on roads. Cut out and patch with hot asphalt.
- Mark outs for C.B.Y.D. Frontier submitted work requests and were put on hold for Coventry, Patricia and Pamanata. Contractors didn't have the requirements for permits.
- Cleared C.B.'s tops and outfall drainpipes.
- Cut back brush and clear trees on Lancaster Dr., Lopus and Old Pines Bridge Rd.
- Rake and clean Main St center islands and clean flower beds. Spring cleanup and sweep the lawn at Police and Senior Center.
- Working with HVA Stream Crossing Engineers on the culvert replacement project on Skokorat and CTDOT on state boundaries of the RT42 intersections.
- Working with Northeast Crack seal on proposals for crack sealing on roads.

Rob Pruzinsky
Road Foreman

CC: Gerald Smith
Mike Krenesky
Pete Betkoski

Gerry Smith
First Selectman
10 Maple Ave
Beacon Falls, CT 06403

April 5th, 2024

First Selectman Smith,

Below is a report from the Fire Marshal's Office for the Month of March 2024.

Office work FM-1/ FM-2

Budget FM-1

1 Alliance Circle - Reissue blasting permit to Tri state blasting FM-1

Beacon Bar pizza NFPA code work FM-2

Follow up inspections/Code compliance checks FM-2

Underground tank research FM-1/FM-2

Emergency Responses FM-1/FM-2

75 Old Turnpike meeting FM-2

2 North Main Street Inspection FM-2

8 North Main Street Inspection FM-2

10 North Main Street Inspection FM-2

25 Lancaster Drive Inspection FM-2

Any questions or concerns please contact me directly.

Respectfully,

A handwritten signature in black ink, appearing to be 'Brian DeGeorge', with a long horizontal flourish extending to the right.

Fire Marshal
Brian DeGeorge

To: Board of Finance
From: Natasha Nau, Finance Manager
Cc: Board of Selectmen
Erin Schwarz, Assistant to the Finance Manager
Date: April 4, 2024
Subject: March Monthly Report – Finance Department



NO REPORT

- No report this month due to FY25 budget preparation. Tabled until next month. If the March revenue and expenditure reports are desired, they can be provided upon request. Otherwise, we will resume with April monthly reporting at the May meetings.
- We thank you for your participation in the budget workshops thus far and look forward to finalizing at the last workshop on 4/9/24. Please visit the FY25 SharePoint site and peruse the Capital Non-Recurring Annual budget section of the Detail and 5-Year CIP in the Drafts folder. We should have performance metrics and graphs completed in Narrative by 4/10 for a 4/11/24 public posting.

Town Monthly Report

TOWN OF BEACON FALLS CT

Len Greene Sr - Town Clerk

3/1/2024 TO 3/28/2024

ACCOUNT	AMOUNT
DOG FUND	
Dog License Fees	10.00
Dog License Fees - Town	2.00
Dog Surcharge	4.00
DOG FUND TOTAL:	16.00
FUND TOTAL	
Conveyance Tax - Town	6,159.00
Local Capital Improvement - Town	204.00
Miscellaneous	10.00
Recording Fees - Town Share MERS	160.00
FUND TOTAL:	6,533.00
RECORDING FEES & VITALS	
Burial Permit	0.00
Copies	646.00
Fish & Game - Town	7.00
Liquor Permits	0.00
Maps	0.00
Marriage Fees - Town	32.00
Notary Fees	20.00
Recording Fees	1,844.00
Trade Names	10.00
RECORDING FEES & VITALS TOTAL:	2,559.00
TOWN CLERK SHARE	
Community Investment - Town Clerk MERS	40.00
Historic Preservation - Town Clerk Share	136.00
LOCIP - Town Clerk Share	68.00
TOWN CLERK SHARE TOTAL:	244.00
TRUST & AGENCY	
Community Investment Account - State	2,448.00
Conveyance Tax - State	18,477.00
Fish & Game - State	28.00
Historic Preservation - State	544.00
Marriage Fees - State	68.00
MERS Fees - State	694.00
TRUST & AGENCY TOTAL:	22,259.00
SUB TOTAL:	31,611.00
Payment On Account	10.00
GRAND TOTAL:	31,621.00

Town Only

Terminal / Batch	
Terminal	2
Batch	2807

Cash	0.00	0
Check	0.00	0
Credit Card	0.00	0
Total	0.00	0

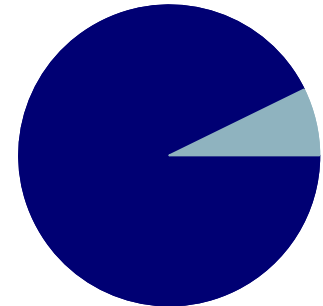
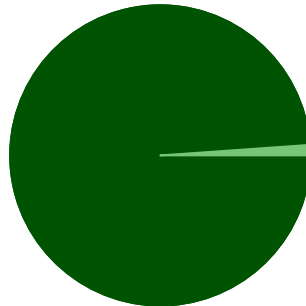
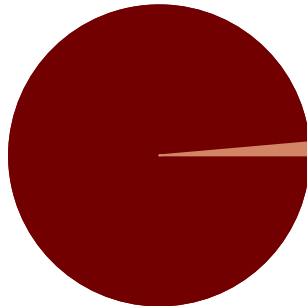
Last Assessor Bridge	
Run on:	05/16/2022

Percent Collection as of 04/02/2024

REAL ESTATE
 Uncollected - 1.41%
 Collected - 98.59%

PERSONAL PROPERTY
 Uncollected - 1.13%
 Collected - 98.87%

MV REGULAR
 Uncollected - 7.25%
 Collected - 92.75%



■ Total Due = \$217,392.41
■ Total Paid = \$15,243,362.52

■ Total Due = \$11,238.45
■ Total Paid = \$986,708.10

■ Total Due = \$147,711.62
■ Total Paid = \$1,889,507.77

Type	Total Billed	Total Paid	Total Due	Percent Collected
REAL ESTATE	15,460,754.93	15,243,362.52	217,392.41	98.59
PERSONAL PRO	997,946.55	986,708.10	11,238.45	98.87
MOTOR VEHICL	2,037,219.39	1,889,507.77	147,711.62	92.75
MOTOR SUPPLE	235,731.87	195,246.92	40,484.95	82.83
SEWER ASSESS	46,945.58	54,537.89	-7,592.31	116.17
WATER	9,839.42	20,120.43	-10,281.01	204.49
TOTALS:	\$18,788,437.74	\$18,389,483.63	\$398,954.11	

Original Beginning Balance Totals

Type	Count	Gross Assessment	Exemptions	Net Assessment	First Installment	Second Installment	Total Tax
REAL ESTATE	2,447	489,748,102	3,139,698	486,608,404	7,124,583.64	7,124,157.52	14,248,741.16
REAL ESTATE C	92	12,383,400	164,000	12,219,400	131,627.51	131,388.48	263,015.99
REAL ESTATE X	87	44,448,810	44,448,810	0	0.00	0.00	0.00
PERSONAL PROPERTY	264	45,979,709	12,196,840	33,782,869	501,356.99	496,589.56	997,946.55
MOTOR VEHICLE	5,998	70,440,227	225,370	70,214,857	2,067,460.83	0.00	2,067,460.83
MOTOR SUPPLEMENTAL	948	15,533,850	8,965	15,524,885	239,764.44	0.00	239,764.44
SEWER ASSESSMENT	247	0	0	0	43,320.97	0.00	43,320.97
WATER	179	0	0	0	9,334.36	0.00	9,334.36
TOTALS:	10,262	678,534,098	60,183,683	618,350,415	10,117,448.74	7,752,135.56	17,869,584.30

Waived Bills

Type	Count	Gross Assessment	Exemptions	Net Assessment	Total Tax	Waived Amount
TOTALS:	0	0	0	0	0.00	0.00

Summary of Cash Collections - Year to Date

Type	Taxes	Bond Int	Interest	Lien	Fees	Total
REAL ESTATE	15,243,362.52	0.00	17,832.67	0.00	80.00	15,261,275.19
PERSONAL PROPERTY	986,708.10	0.00	517.00	0.00	0.00	987,225.10
MOTOR VEHICLE	1,889,507.77	0.00	20,425.95	0.00	60.00	1,909,993.72
MOTOR SUPPLEMENTAL	195,246.92	0.00	1,076.04	0.00	20.00	196,342.96
SEWER ASSESSMENT	2,524.93	1,215.77	485.09	24.00	0.00	4,249.79
WATER	2,715.38	330.11	1,921.47	24.00	20.00	5,010.96
TOTALS:	18,320,065.62	1,545.88	42,258.22	48.00	180.00	18,364,097.72

Summary of Cash Collections - Monthly for April 2024

Type	Taxes	Bond Int	Interest	Lien	Fees	Total
REAL ESTATE	3,348.08	0.00	153.40	0.00	0.00	3,501.48
PERSONAL PROPERTY	109.86	0.00	4.94	0.00	0.00	114.80
MOTOR VEHICLE	3,776.79	0.00	590.06	0.00	0.00	4,366.85
MOTOR SUPPLEMENTAL	128.93	0.00	5.87	0.00	0.00	134.80
TOTALS:	7,363.66	0.00	754.27	0.00	0.00	8,117.93

END OF MONTH BALANCING

March 2024

Last Months Uncollected Tax on GRBBS-		\$ 998,899.55
Subtract TAX collected on CASH REPORT for Month-		\$ 204,338.37
	Subtotal	\$ 794,561.18
Add in Bounced Checks (Tax Column only)		\$ 774.51
	Subtotal-	\$ 795,335.69
Add in Refunds (Tax Column only)		\$ + 5,669.83
	Subtotal-	\$ 801,005.52
Adjustments-Add if net is increase		\$ -1,128.80
-Subtract if net is Decrease		\$
	Subtotal-	\$ 799,876.72
Transfers-Add if tax amount is negative		\$
-Subtract if positive	Subtotal-	\$ -49.81
<u>Motor Vehicle Sup</u> put on as of -subtract		\$
	Subtotal-	\$ 799,826.91
Current Month Uncollected Tax on GRBBS-		\$ 799,826.91
	<u>Difference</u>	<u>(\$0)</u>

**GRAND RATEBOOK BALANCE SHEET REPORT
TOWN OF BEACON FALLS
GRAND LIST YEAR 2022**

Year: 2007 To 2023, Pay Date: 02/29/2024, Time: 04/02/2024 09:38:02 am All												Page: 2
Conditions: Recap By Year: Yes Recap By Dist: No Act/Susp: Active, Cycle: 00 To 00, Type: CITY, Bill Type: 14 CODE T												
YEAR/TYPE	ACTS	BEGINNING BALANCE	LAWFUL INC.	CORRECTIONS DEC.	TAXES COLLECTABLE	CURRENT SUSPENSE	TAXES/BINT PAID	INTEREST PAID	L+FEES PAID	TOTAL PAID	OVER PAID	UNCOLLECTED TAXES
PERS PROP	1	0.00	0.00	0.00	0.00	0.00	0.00	0.00	0.00	0.00	0.00	0.00
MOTOR VEH	6	-498.94	0.00	0.00	-498.94	0.00	0.00	0.00	0.00	0.00	-498.94	-498.94
YR: 2014	17	7,232.18	0.00	0.00	7,232.18	0.00	0.00	0.00	0.00	0.00	-498.94	7,232.18
REAL ESTAT	13	8,482.34	0.00	0.00	8,482.34	0.00	396.46	349.97	0.00	746.43	0.00	8,085.88
PERS PROP	1	0.00	0.00	0.00	0.00	0.00	0.00	0.00	0.00	0.00	0.00	0.00
MOTOR VEH	4	-15.54	0.00	0.00	-15.54	0.00	0.00	0.00	0.00	0.00	-15.54	-15.54
MVS	1	0.00	0.00	0.00	0.00	0.00	0.00	0.00	0.00	0.00	0.00	0.00
YR: 2015	19	8,466.80	0.00	0.00	8,466.80	0.00	396.46	349.97	0.00	746.43	-15.54	8,070.34
REAL ESTAT	30	7,736.18	0.00	0.00	7,736.18	0.00	419.36	443.50	48.00	910.86	0.00	7,316.82
MOTOR VEH	10	-14.43	0.00	0.00	-14.43	0.00	0.00	0.00	0.00	0.00	-14.43	-14.43
MVS	6	0.00	0.00	0.00	0.00	0.00	0.00	0.00	0.00	0.00	0.00	0.00
YR: 2016	46	7,721.75	0.00	0.00	7,721.75	0.00	419.36	443.50	48.00	910.86	-14.43	7,302.39
REAL ESTAT	34	9,948.03	0.00	0.00	9,948.03	0.00	2,631.21	1,933.47	84.75	4,649.43	0.00	7,316.82
PERS PROP	1	0.00	0.00	0.00	0.00	0.00	0.00	0.00	0.00	0.00	0.00	0.00
MOTOR VEH	29	-106.84	0.00	0.00	-106.84	0.00	0.00	0.00	0.00	0.00	-106.84	-106.84
MVS	6	-26.50	0.00	0.00	-26.50	0.00	0.00	0.00	0.00	0.00	-26.50	-26.50
YR: 2017	70	9,814.69	0.00	0.00	9,814.69	0.00	2,631.21	1,933.47	84.75	4,649.43	-133.34	7,183.48
REAL ESTAT	26	11,603.00	0.00	0.00	11,603.00	0.00	2,672.44	1,957.98	96.00	4,726.42	-40.16	8,930.56
PERS PROP	2	0.00	0.00	0.00	0.00	0.00	0.00	0.00	0.00	0.00	0.00	0.00
MOTOR VEH	19	-733.35	0.00	0.00	-733.35	0.00	0.00	0.00	0.00	0.00	-733.35	-733.35
MVS	9	0.00	0.00	0.00	0.00	0.00	0.00	0.00	0.00	0.00	0.00	0.00
YR: 2018	56	10,869.65	0.00	0.00	10,869.65	0.00	2,672.44	1,957.98	96.00	4,726.42	-773.51	8,197.21
REAL ESTAT	43	35,503.63	0.00	0.00	35,503.63	0.00	18,241.94	10,077.53	198.00	28,517.47	-1,460.07	17,261.69
PERS PROP	19	11,545.17	0.00	0.00	11,545.17	0.00	55.29	29.71	0.00	85.00	0.00	11,489.88
MOTOR VEH	115	18,812.76	0.00	0.00	18,812.76	0.00	2,725.55	1,530.66	330.04	4,586.25	-664.00	16,087.21
MVS	45	5,487.38	0.00	0.00	5,487.38	0.00	931.53	475.04	148.37	1,554.94	-63.64	4,555.85

GRAND RATEBOOK BALANCE SHEET REPORT
TOWN OF BEACON FALLS
GRAND LIST YEAR 2022

Year: 2007 To 2023, Pay Date: 02/29/2024, Time: 04/02/2024 09:38:02 am All

Page: 3

Conditions: Recap By Year: Yes Recap By Dist: No Act/Susp: Active, Cycle: 00 To 00, Type: CITY, Bill Type: 14 CODE T

YEAR/TYPE	ACTS	BEGINNING BALANCE	LAWFUL INC.	CORRECTIONS DEC.	TAXES COLLECTABLE	CURRENT SUSPENSE	TAXES/BINT PAID	INTEREST PAID	L+FEES PAID	TOTAL PAID	OVER PAID	UNCOLLECTED TAXES
YR: 2019	222	71,348.94	0.00	0.00	71,348.94	0.00	21,954.31	12,112.94	676.41	34,743.66	-2,187.71	49,394.63
REAL ESTAT	81	107,903.04	0.00	0.00	107,903.04	0.00	69,264.21	21,431.42	336.00	91,031.63	-12,539.08	38,638.83
PERS PROP	16	11,889.98	0.00	0.00	11,889.98	0.00	132.97	55.80	6.00	194.77	0.00	11,757.01
MOTOR VEH	221	36,293.93	0.00	0.00	36,293.93	0.00	11,731.68	5,256.13	1,644.03	18,631.84	-192.79	24,562.25
MVS	118	15,630.84	0.00	-403.10	15,227.74	0.00	6,698.88	2,280.60	744.50	9,723.98	-21.60	8,528.86
YR: 2020	436	171,717.79	0.00	-403.10	171,314.69	0.00	87,827.74	29,023.95	2,730.53	119,582.22	-12,753.47	83,486.95
REAL ESTAT	2,795	218,869.67	0.00	0.00	218,869.67	0.00	110,666.77	14,141.37	4,860.00	129,668.14	-6,945.13	108,202.90
PERS PROP	270	2,859.60	0.00	0.00	2,859.60	0.00	413.34	89.79	0.00	503.13	0.00	2,446.26
MOTOR VEH	5,928	93,853.56	0.00	-7,065.41	86,788.15	0.00	31,116.69	8,740.38	1,406.15	41,263.22	-458.61	55,671.46
MVS	944	29,030.07	536.31	-412.65	29,153.73	0.00	11,006.16	1,640.09	0.00	12,646.25	-3.56	18,147.57
YR: 2021	9,937	344,612.90	536.31	-7,478.06	337,671.15	0.00	153,202.96	24,611.63	6,266.15	184,080.74	-7,407.30	184,468.19
REAL ESTAT	2,812	15,441,141.47	20,113.46	-500.00	15,460,754.93	0.00	15,106,284.86	10,156.17	80.00	15,116,521.03	-6,195.24	354,470.07
PERS PROP	264	997,946.55	0.00	0.00	997,946.55	0.00	985,023.98	432.29	0.00	985,456.27	-0.42	12,922.57
MOTOR VEH	5,998	2,067,460.83	5,572.11	-34,884.85	2,038,148.09	0.00	1,867,536.20	17,176.74	60.00	1,884,772.94	-2,447.79	170,611.89
MVS	948	239,764.44	1,776.80	-5,609.27	235,931.97	0.00	184,554.77	616.87	20.00	185,191.64	-872.02	51,377.20
YR: 2022	10,022	18,746,313.29	27,462.37	-40,994.12	18,732,781.54	0.00	18,143,399.81	28,382.07	160.00	18,171,941.88	-9,515.47	589,381.73
Grand Total	20,921	19,432,594.46	27,998.68	-48,875.28	19,411,717.86	0.00	18,412,818.31	98,857.90	10,061.84	18,521,738.05	-33,438.67	998,899.55

GRAND RATEBOOK BALANCE SHEET REPORT
TOWN OF BEACON FALLS
GRAND LIST YEAR 2022

Year: 2007 To 2023, Pay Date: 03/31/2024, Time: 04/02/2024 09:39:35 am All

Page: 2

Conditions: Recap By Year: Yes Recap By Dist: No Act/Susp: Active, Cycle: 00 To 00, Type: CITY, Bill Type: 14 CODE T

YEAR/TYPE	ACTS	BEGINNING BALANCE	LAWFUL INC.	CORRECTIONS DEC.	TAXES COLLECTABLE	CURRENT SUSPENSE	TAXES/BINT PAID	INTEREST PAID	L+FEES PAID	TOTAL PAID	OVER PAID	UNCOLLECTED TAXES
PERS PROP	1	0.00	0.00	0.00	0.00	0.00	0.00	0.00	0.00	0.00	0.00	0.00
MOTOR VEH	6	-498.94	0.00	0.00	-498.94	0.00	0.00	0.00	0.00	0.00	-498.94	-498.94
YR: 2014	17	7,232.18	0.00	0.00	7,232.18	0.00	0.00	0.00	0.00	0.00	-498.94	7,232.18
REAL ESTAT	13	8,482.34	0.00	0.00	8,482.34	0.00	396.46	349.97	0.00	746.43	0.00	8,085.88
PERS PROP	1	0.00	0.00	0.00	0.00	0.00	0.00	0.00	0.00	0.00	0.00	0.00
MOTOR VEH	4	-15.54	0.00	0.00	-15.54	0.00	0.00	0.00	0.00	0.00	-15.54	-15.54
MVS	1	0.00	0.00	0.00	0.00	0.00	0.00	0.00	0.00	0.00	0.00	0.00
YR: 2015	19	8,466.80	0.00	0.00	8,466.80	0.00	396.46	349.97	0.00	746.43	-15.54	8,070.34
REAL ESTAT	30	7,736.18	0.00	0.00	7,736.18	0.00	419.36	443.50	48.00	910.86	0.00	7,316.82
MOTOR VEH	10	-14.43	0.00	0.00	-14.43	0.00	0.00	0.00	0.00	0.00	-14.43	-14.43
MVS	6	0.00	0.00	0.00	0.00	0.00	0.00	0.00	0.00	0.00	0.00	0.00
YR: 2016	46	7,721.75	0.00	0.00	7,721.75	0.00	419.36	443.50	48.00	910.86	-14.43	7,302.39
REAL ESTAT	34	9,948.03	0.00	0.00	9,948.03	0.00	2,631.21	1,933.47	84.75	4,649.43	0.00	7,316.82
PERS PROP	1	0.00	0.00	0.00	0.00	0.00	0.00	0.00	0.00	0.00	0.00	0.00
MOTOR VEH	29	-106.84	0.00	0.00	-106.84	0.00	0.00	0.00	0.00	0.00	-106.84	-106.84
MVS	6	-26.50	0.00	0.00	-26.50	0.00	0.00	0.00	0.00	0.00	-26.50	-26.50
YR: 2017	70	9,814.69	0.00	0.00	9,814.69	0.00	2,631.21	1,933.47	84.75	4,649.43	-133.34	7,183.48
REAL ESTAT	26	11,603.00	0.00	0.00	11,603.00	0.00	2,672.44	1,957.98	96.00	4,726.42	-40.16	8,930.56
PERS PROP	2	0.00	0.00	0.00	0.00	0.00	0.00	0.00	0.00	0.00	0.00	0.00
MOTOR VEH	19	-733.35	0.00	0.00	-733.35	0.00	0.00	0.00	0.00	0.00	-733.35	-733.35
MVS	9	0.00	0.00	0.00	0.00	0.00	0.00	0.00	0.00	0.00	0.00	0.00
YR: 2018	56	10,869.65	0.00	0.00	10,869.65	0.00	2,672.44	1,957.98	96.00	4,726.42	-773.51	8,197.21
REAL ESTAT	43	35,503.63	0.00	0.00	35,503.63	0.00	18,241.94	10,077.53	198.00	28,517.47	-1,460.07	17,261.69
PERS PROP	19	11,545.17	0.00	0.00	11,545.17	0.00	55.29	29.71	0.00	85.00	0.00	11,489.88
MOTOR VEH	115	18,812.76	0.00	0.00	18,812.76	0.00	2,725.55	1,530.66	330.04	4,586.25	-664.00	16,087.21
MVS	45	5,487.38	0.00	0.00	5,487.38	0.00	931.53	475.04	148.37	1,554.94	-63.64	4,555.85

GRAND RATEBOOK BALANCE SHEET REPORT
TOWN OF BEACON FALLS
GRAND LIST YEAR 2022

Year: 2007 To 2023, Pay Date: 03/31/2024, Time: 04/02/2024 09:39:36 am All

Conditions: Recap By Year: Yes Recap By Dist: No Act/Susp: Active, Cycle: 00 To 00, Type: CITY, Bill Type: 14 CODE T

YEAR/TYPE	ACTS	BEGINNING BALANCE	LAWFUL INC.	CORRECTIONS DEC.	TAXES COLLECTABLE	CURRENT SUSPENSE	TAXES/BINT PAID	INTEREST PAID	L+FEES PAID	TOTAL PAID	OVER PAID	UNCOLLECTED TAXES
YR: 2019	222	71,348.94	0.00	0.00	71,348.94	0.00	21,954.31	12,112.94	676.41	34,743.66	-2,187.71	49,394.63
REAL ESTAT	81	107,903.04	0.00	0.00	107,903.04	0.00	78,186.84	22,335.08	336.00	100,857.92	-12,539.08	29,716.20
PERS PROP	16	11,889.98	0.00	0.00	11,889.98	0.00	132.97	55.80	6.00	194.77	0.00	11,757.01
MOTOR VEH	221	36,293.93	0.00	0.00	36,293.93	0.00	12,285.94	5,419.61	1,695.92	19,401.47	-192.79	24,007.99
MVS	118	15,630.84	0.00	-403.10	15,227.74	0.00	7,374.74	2,554.17	884.83	10,813.74	-21.60	7,853.00
YR: 2020	436	171,717.79	0.00	-403.10	171,314.69	0.00	97,980.49	30,364.66	2,922.75	131,267.90	-12,753.47	73,334.20
REAL ESTAT	2,795	218,869.67	0.00	0.00	218,869.67	0.00	129,344.18	27,817.24	4,908.00	162,069.42	-4,172.70	89,525.49
					REFUND		-2,772.43	0.00	0.00			
PERS PROP	270	2,859.60	0.00	0.00	2,859.60	0.00	413.34	89.79	0.00	503.13	0.00	2,446.26
MOTOR VEH	5,928	93,853.56	0.00	-7,065.41	86,788.15	0.00	34,579.70	9,922.89	1,928.02	46,430.61	-458.61	52,208.45
					REFUND		-5,210.89	0.00	0.00			
MVS	944	29,030.07	536.31	-412.65	29,153.73	0.00	12,594.99	1,997.58	0.00	14,592.57	-3.56	16,558.74
					REFUND		-251.25	0.00	0.00			
YR: 2021	9,937	344,612.90	536.31	-7,478.06	337,671.15	0.00	176,932.21	39,827.50	6,836.02	223,595.73	-4,634.87	160,738.94
					REFUND		-8,234.57	0.00	0.00			
REAL ESTAT	2,812	15,441,141.47	20,113.46	-500.00	15,460,754.93	0.00	15,240,014.44	17,679.27	80.00	15,257,773.71	-5,229.60	220,740.49
					REFUND		-3,022.98	0.00	0.00			
PERS PROP	264	997,946.55	0.00	0.00	997,946.55	0.00	986,598.24	512.06	0.00	987,110.30	-0.42	11,348.31
MOTOR VEH	5,998	2,067,460.83	5,572.11	-35,813.55	2,037,219.39	0.00	1,885,730.98	19,835.89	60.00	1,905,626.87	-1,241.44	151,488.41
					REFUND		-17,130.93	0.00	0.00			
MVS	948	239,764.44	2,620.73	-6,653.30	235,731.87	0.00	195,117.99	1,070.17	20.00	196,208.16	-154.95	40,613.88
					REFUND		-872.02	0.00	0.00			
YR: 2022	10,022	18,746,313.29	28,306.30	-42,966.85	18,731,652.74	0.00	18,307,461.65	39,097.39	160.00	18,346,719.04	-6,626.41	424,191.09
					REFUND		-21,025.93	0.00	0.00			
Grand Total	20,921	19,432,594.46	28,842.61	-50,848.01	19,410,589.06	0.00	18,610,762.15	126,129.80	10,823.93	18,747,715.88	-27,777.18	799,826.91
					REFUND		-29,260.50	0.00	0.00			

**CASH REPORT
TOWN OF BEACON FALLS**

MONTHLY REPORT BY BILLING YEAR CASH: CITY Date: 04/02/2024 Pay Date: 03/01/2024 To 03/31/2024 Time: 09:41:55 Page: 6
 Condition: Year From: 2007 TO 2023 District: All Term# Total Only: NO Bill Type: 14 CODE T Susp/Credit: ALL Cycle #: 00 TO 00
 Recap Option: Year Type

BILL #	S-D	CITY Gross	INTEREST Exmpt	LIEN Net	FEES Tax	BINT	TOTAL	DATE PAID	K	TP	OVR	BATCH	TRANS#	TERM#	NAME
TOT MVS		11,438.93	455.30	0.00	0.00	0.00	11,894.23								
TOT YR 2022		167,683.94	10,801.82	0.00	0.00	0.00	178,485.76								
TOT CUR/YR COLL.		167,683.94	10,801.82	0.00	0.00	0.00	178,485.76								
TOT BACK/YR COLL.		36,654.43	16,600.06	48.00	714.09	0.00	54,016.58								
TOT ACTIVE		204,338.37	27,358.40	48.00	714.09	0.00	232,458.86								
TOT SUSPENSE		0.00	43.48	0.00	0.00	0.00	43.48								
GRAND TOTAL		204,338.37	27,401.88	48.00	714.09	0.00	232,502.34								
CITY	CURRENT:		178,485.76	BACK	:		54,016.58								

RECEIPT TOTAL	232,502.34	
CASH TOTAL	8,329.57	
CHANGE TOTAL	103.43	

CASH BALANCE	8,226.14	
CHECK TOTAL	143,600.94	
CREDIT TOTAL	80,675.26	
DEBIT TOTAL	0.00	
DEPOSIT TOTAL	151,827.08	*** (EXCLUDE CREDIT AND DEBIT CARD)

DEPOSIT TOTAL	<u>232,502.34</u>	

**BOUNCED CHECKS
TOWN OF BEACON FALLS**

MONTHLY REPORT BY BILLING YEAR CASH: CITY Date: 04/02/2024 Pay Date: 03/01/2024 To 03/31/2024 Time: 09:41:56 Page: 9
 Condition: Year From: 2007 TO 2023 District: All Term# Total Only: NO Bill Type: 14 CODE T Susp/Credit: ALL Cycle #: 00 TO 00
 Recap Option: Year Type

BILL #	S-D	CITY Gross	INTEREST Exmpt	LIEN Net	FEEES Tax	BINT	TOTAL	DATE PAID	K	TP	OVR	BATCH	TRANS#	TERM#	NAME
2022-2-0040014		-770.82	-34.69	0.00	0.00	0.00	-805.51	03/18/2024	#T	C	C	524	1	10	AMERICAN FL
TOT PERS PROP		-770.82	-34.69	0.00	0.00	0.00	-805.51								
2022-4-0080492		-3.69	-2.00	0.00	0.00	0.00	-5.69	03/12/2024	#T	C	C	523	1	10	LAPKE ERIC
TOT MVS		-3.69	-2.00	0.00	0.00	0.00	-5.69								
TOT YR 2022		-774.51	-36.69	0.00	0.00	0.00	-811.20								
TOT CUR/YR COLL.		-774.51	-36.69	0.00	0.00	0.00	-811.20								
TOT ACTIVE		-774.51	-36.69	0.00	0.00	0.00	-811.20								
GRAND TOTAL		-774.51	-36.69	0.00	0.00	0.00	-811.20								
BOUNCE CKS		-774.51	-36.69	0.00	0.00	0.00	-811.20								
CITY		CURRENT:	-811.20	BACK :	0.00										

RECEIPT TOTAL	-811.20	
CASH TOTAL	0.00	
CHANGE TOTAL	0.00	

CASH BALANCE	0.00	
CHECK TOTAL	0.00	
CREDIT TOTAL	0.00	
DEBIT TOTAL	0.00	
DEPOSIT TOTAL	-811.20	*** (EXCLUDE CREDIT AND DEBIT CARD)

DEPOSIT TOTAL	-811.20	

**REFUNDS
TOWN OF BEACON FALLS**

MONTHLY REPORT BY BILLING YEAR CASH: CITY Date: 04/02/2024 Pay Date: 03/01/2024 To 03/31/2024 Time: 09:41:56 Page: 10
 Condition: Year From: 2007 TO 2023 District: All Term# Total Only: NO Bill Type: 14 CODE T Susp/Credit: ALL Cycle #: 00 TO 00
 Recap Option: Year Type

BILL #	S-D	CITY Gross	INTEREST Exmpt	LIEN Net	FEES	Tax	BINT	TOTAL	DATE PAID	K	TP	OVR	BATCH	TRANS#	TERM#	NAME
2021-1-0000255		-2.10	0.00	0.00	0.00		0.00	-2.10	03/19/2024	#T	R	01	525	5	10	BEACON MILL
2021-1-0000290		-58.42	0.00	0.00	0.00		0.00	-58.42	03/19/2024	#T	R	01	525	7	10	BEACON MILL
2021-1-0000293		-162.97	0.00	0.00	0.00		0.00	-162.97	03/19/2024	#T	R	01	525	6	10	BEACON MILL
2021-1-0000296		-29.21	0.00	0.00	0.00		0.00	-29.21	03/19/2024	#T	R	01	525	4	10	BEACON MILL
2021-1-0001066		-2,519.73	0.00	0.00	0.00		0.00	-2,519.73	03/19/2024	#T	R	01	525	9	10	GOLEMBESKI
TOT REAL ESTATE		-2,772.43	0.00	0.00	0.00		0.00	-2,772.43								
TOT YR 2021		-2,772.43	0.00	0.00	0.00		0.00	-2,772.43								
2022-3-0050084		-9.57	0.00	0.00	0.00		0.00	-9.57	03/19/2024	#T	R	01	525	10	10	ALBUQUERQUE
2022-3-0051296		-222.44	0.00	0.00	0.00		0.00	-222.44	03/19/2024	#T	R	01	525	1	10	DELAFIELD B
2022-3-0051297		-612.07	0.00	0.00	0.00		0.00	-612.07	03/19/2024	#T	R	01	525	3	10	DELAFIELD B
2022-3-0051298		-957.98	0.00	0.00	0.00		0.00	-957.98	03/19/2024	#T	R	01	525	2	10	DELAFIELD B
2022-3-0055943		-223.32	0.00	0.00	0.00		0.00	-223.32	03/19/2024	#T	R	01	525	11	10	ZINKO JAMES
TOT MOTOR VEH		-2,025.38	0.00	0.00	0.00		0.00	-2,025.38								
2022-4-0080882		-872.02	0.00	0.00	0.00		0.00	-872.02	03/19/2024	#T	R	01	525	8	10	VAULT TRUST
TOT MVS		-872.02	0.00	0.00	0.00		0.00	-872.02								
TOT YR 2022		-2,897.40	0.00	0.00	0.00		0.00	-2,897.40								
TOT CUR/YR COLL.		-2,897.40	0.00	0.00	0.00		0.00	-2,897.40								
TOT BACK/YR COLL.		-2,772.43	0.00	0.00	0.00		0.00	-2,772.43								
TOT ACTIVE		-5,669.83	0.00	0.00	0.00		0.00	-5,669.83								
GRAND TOTAL		-5,669.83	0.00	0.00	0.00		0.00	-5,669.83								
TOT REFUNDS		-5,669.83	0.00	0.00	0.00		0.00	-5,669.83								
CITY	CURRENT:		-2,897.40	BACK :			-2,772.43									

RECEIPT TOTAL	-5,669.83	
CASH TOTAL	0.00	
CHANGE TOTAL	0.00	

CASH BALANCE	0.00	
CHECK TOTAL	0.00	
CREDIT TOTAL	0.00	
DEBIT TOTAL	0.00	
DEPOSIT TOTAL	-5,669.83	*** (EXCLUDE CREDIT AND DEBIT CARD)

DEPOSIT TOTAL	<u>-5,669.83</u>	

**TRANSFERS
TOWN OF BEACON FALLS**

MONTHLY REPORT BY BILLING YEAR CASH: CITY Date: 04/02/2024 Pay Date: 03/01/2024 To 03/31/2024 Time: 09:41:56 Page: 11
 Condition: Year From: 2007 TO 2023 District: All Term# Total Only: NO Bill Type: 14 CODE T Susp/Credit: ALL Cycle #: 00 TO 00
 Recap Option: Year Type

BILL #	S-D	CITY Gross	INTEREST Exmpt	LIEN Net	FEES	Tax	BINT	TOTAL	DATE PAID	K	TP	OVR	BATCH	TRANS#	TERM#	NAME
N 2022-1-0000376		352.68	52.23	0.00	0.00		0.00	404.91	03/04/2024	#T	TP		522	2	10	Y BETKOSKI PE
N 2022-1-0000377		-310.13	-94.78	0.00	0.00		0.00	-404.91	03/04/2024	#T	TF		522	1	10	Y BETKOSKI RO
N 2022-1-0001320		-965.75	0.00	0.00	0.00		0.00	-965.75	03/19/2024	#T	TF		527	1	10	Y KAUTZNER HE
N 2022-1-0001321		965.75	0.00	0.00	0.00		0.00	965.75	03/19/2024	#T	TP		527	2	10	Y KAUTZNER LO
TOT REAL ESTATE		42.55	-42.55	0.00	0.00		0.00	0.00								
N 2022-3-0054945		0.00	-7.26	0.00	0.00		0.00	-7.26	03/04/2024	#T	TF		521	1	10	Y SIROWICH AL
N 2022-3-0054945		7.26	0.00	0.00	0.00		0.00	7.26	03/04/2024	#T	TP		521	2	10	Y SIROWICH AL
TOT MOTOR VEH		7.26	-7.26	0.00	0.00		0.00	0.00								
TOT YR 2022		49.81	-49.81	0.00	0.00		0.00	0.00								
TOT ACTIVE		49.81	-49.81	0.00	0.00		0.00	0.00								
GRAND TOTAL		49.81	-49.81	0.00	0.00		0.00	0.00								
TRANSFERS		49.81	-49.81	0.00	0.00		0.00	0.00								
CITY																
CURRENT:			0.00	BACK	:		0.00									

RECEIPT TOTAL	0.00	
CASH TOTAL	0.00	
CHANGE TOTAL	0.00	

CASH BALANCE	0.00	
CHECK TOTAL	0.00	
CREDIT TOTAL	0.00	
DEBIT TOTAL	0.00	
DEPOSIT TOTAL	0.00	*** (EXCLUDE CREDIT AND DEBIT CARD)

DEPOSIT TOTAL	<u>0.00</u>	

GRAND RATEBOOK BALANCE SHEET REPORT
TOWN OF BEACON FALLS
GRAND LIST YEAR 2022

Year: 2007 To 2023, Pay Date: 03/31/2024, Time: 04/02/2024 10:09:05 am All

Page: 1

Conditions: Recap By Year: Yes Recap By Dist: No Act/Susp: Active, Cycle: 00 To 00, Type: CITY, Bill Type: 07 WATER

YEAR/TYPE	ACTS	BEGINNING BALANCE	LAWFUL INC.	CORRECTIONS DEC.	TAXES COLLECTABLE	CURRENT SUSPENSE	TAXES/BINT PAID	INTEREST PAID	L+FEES PAID	TOTAL PAID	OVER PAID	UNCOLLECTED TAXES
WATER	2	0.00	0.00	0.00	0.00	0.00	0.00	0.00	0.00	0.00	0.00	0.00
YR: 2007	2	0.00	0.00	0.00	0.00	0.00	0.00	0.00	0.00	0.00	0.00	0.00
WATER	186	3,970.72	0.00	0.00	3,970.72	0.00	529.47 1,303.17	685.16	0.00	2,517.80	0.00	2,138.08
YR: 2008	186	3,970.72	0.00	0.00	3,970.72	0.00	529.47 1,303.17	685.16	0.00	2,517.80	0.00	2,138.08
WATER	185	916.32	0.00	0.00	916.32	0.00	78.57 226.87	206.25	0.00	511.69	0.00	610.88
YR: 2009	185	916.32	0.00	0.00	916.32	0.00	78.57 226.87	206.25	0.00	511.69	0.00	610.88
WATER	187	916.32	0.00	0.00	916.32	0.00	78.57 226.87	192.10	0.00	497.54	0.00	610.88
YR: 2010	187	916.32	0.00	0.00	916.32	0.00	78.57 226.87	192.10	0.00	497.54	0.00	610.88
WATER	187	1,118.60	0.00	0.00	1,118.60	0.00	78.57 226.87	177.96	0.00	483.40	0.00	813.16
YR: 2011	187	1,118.60	0.00	0.00	1,118.60	0.00	78.57 226.87	177.96	0.00	483.40	0.00	813.16
WATER	187	1,221.76	0.00	0.00	1,221.76	0.00	78.57 226.87	163.82	0.00	469.26	0.00	916.32
YR: 2012	187	1,221.76	0.00	0.00	1,221.76	0.00	78.57 226.87	163.82	0.00	469.26	0.00	916.32
WATER	187	1,221.76	0.00	0.00	1,221.76	0.00	78.57 226.87	149.68	0.00	455.12	0.00	916.32
YR: 2013	187	1,221.76	0.00	0.00	1,221.76	0.00	78.57 226.87	149.68	0.00	455.12	0.00	916.32
WATER	187	1,493.27	0.00	0.00	1,493.27	0.00	77.68 226.87	135.53	0.00	440.08	0.00	1,188.72
YR: 2014	187	1,493.27	0.00	0.00	1,493.27	0.00	77.68 226.87	135.53	0.00	440.08	0.00	1,188.72
WATER	187	1,526.66	0.00	0.00	1,526.66	0.00	78.03 226.87	121.39	0.00	426.29	0.00	1,221.76

GRAND RATEBOOK BALANCE SHEET REPORT
TOWN OF BEACON FALLS
GRAND LIST YEAR 2022

Year: 2007 To 2023, Pay Date: 03/31/2024, Time: 04/02/2024 10:10:51 am All

Conditions: Recap By Year:Yes Recap By Dist:No Act/Susp: Active, Cycle: 00 To 00, Type: CITY, Bill Type: 07 WATER

YEAR/TYPE	ACTS	BEGINNING BALANCE	LAWFUL INC.	CORRECTIONS DEC.	TAXES COLLECTABLE	CURRENT SUSPENSE	TAXES/BINT PAID	INTEREST PAID	L+FEES PAID	TOTAL PAID	OVER PAID	UNCOLLECTED TAXES
YR: 2015	187	1,526.66	0.00	0.00	1,526.66	0.00	78.03 226.87	121.39	0.00	426.29	0.00	1,221.76
WATER	187	1,832.64	0.00	0.00	1,832.64	0.00	196.40 414.48	218.60	0.00	829.48	0.00	1,221.76
YR: 2016	187	1,832.64	0.00	0.00	1,832.64	0.00	196.40 414.48	218.60	0.00	829.48	0.00	1,221.76
WATER	187	1,832.64	0.00	0.00	1,832.64	0.00	209.23 401.65	193.06	0.00	803.94	0.00	1,221.76
YR: 2017	187	1,832.64	0.00	0.00	1,832.64	0.00	209.23 401.65	193.06	0.00	803.94	0.00	1,221.76
WATER	187	1,811.63	0.00	0.00	1,811.63	0.00	190.83 399.04	156.92	0.00	746.79	0.00	1,221.76
YR: 2018	187	1,811.63	0.00	0.00	1,811.63	0.00	190.83 399.04	156.92	0.00	746.79	0.00	1,221.76
WATER	188	2,413.10	0.00	0.00	2,413.10	0.00	342.59 543.31	191.32	0.00	1,077.22	0.00	1,527.20
YR: 2019	188	2,413.10	0.00	0.00	2,413.10	0.00	342.59 543.31	191.32	0.00	1,077.22	0.00	1,527.20
WATER	187	3,359.84	0.00	0.00	3,359.84	0.00	706.03 821.17	194.12	0.00	1,721.32	0.00	1,832.64
YR: 2020	187	3,359.84	0.00	0.00	3,359.84	0.00	706.03 821.17	194.12	0.00	1,721.32	0.00	1,832.64
WATER	187	18,631.84	0.00	0.00	18,631.84	0.00	21,329.68 6,769.25	170.57	120.00	28,389.50	0.00	2,138.08
YR: 2021	187	18,631.84	0.00	0.00	18,631.84	0.00	11,605.17 21,329.68 6,769.25	170.57	120.00	28,389.50	0.00	2,138.08
							PAY OFF PRINC 11,605.17					
WATER	187	16,689.89	119.78	0.00	16,809.67	0.00	20,120.43 5,490.64	2,035.19	140.00	27,786.26	0.00	2,719.41
YR: 2022	187	16,689.89	119.78	0.00	16,809.67	0.00	11,520.81 20,120.43 5,490.64	2,035.19	140.00	27,786.26	0.00	2,719.41
							PAY OFF PRINC 11,520.81					

GRAND RATEBOOK BALANCE SHEET REPORT
TOWN OF BEACON FALLS
GRAND LIST YEAR 2022

Year: 2007 To 2023, Pay Date: 03/31/2024, Time: 04/02/2024 10:12:40 am All

Page: 3

Conditions: Recap By Year: Yes Recap By Dist: No Act/Susp: Active, Cycle: 00 To 00, Type: CITY, Bill Type: 07 WATER

YEAR/TYPE	ACTS	BEGINNING BALANCE	LAWFUL INC.	CORRECTIONS DEC.	TAXES COLLECTABLE	CURRENT SUSPENSE	TAXES/BINT PAID	INTEREST PAID	L+FEES PAID	TOTAL PAID	OVER PAID	UNCOLLECTED TAXES
WATER	187	15,272.00	0.00	0.00	15,272.00	0.00	14,079.39 3,994.07	50.43	72.00	18,195.89	-48.01	4,276.16
YR: 2023	187	15,272.00	0.00	0.00	15,272.00	0.00	7,077.62 14,079.39 3,994.07	50.43	72.00	18,195.89	-48.01	4,276.16
							7,077.62					
Grand Total	188	74,228.99	119.78	0.00	74,348.77	0.00	58,252.61 21,724.87	5,042.10	332.00	85,351.58	-48.01	24,574.89
							30,203.60					

GRAND RATEBOOK BALANCE SHEET REPORT
TOWN OF BEACON FALLS
GRAND LIST YEAR 2022

Year: 2007 To 2023, Pay Date: 02/29/2024, Time: 04/02/2024 10:03:00 am All

Page: 1

Conditions: Recap By Year: Yes Recap By Dist: No Act/Susp: Active, Cycle: 00 To 00, Type: CITY, Bill Type: 07 WATER

YEAR/TYPE	ACTS	BEGINNING BALANCE	LAWFUL INC.	CORRECTIONS DEC.	TAXES COLLECTABLE	CURRENT SUSPENSE	TAXES/BINT PAID	INTEREST PAID	L+FEES PAID	TOTAL PAID	OVER PAID	UNCOLLECTED TAXES
WATER	2	0.00	0.00	0.00	0.00	0.00	0.00	0.00	0.00	0.00	0.00	0.00
YR: 2007	2	0.00	0.00	0.00	0.00	0.00	0.00	0.00	0.00	0.00	0.00	0.00
WATER	186	3,970.72	0.00	0.00	3,970.72	0.00	0.00	0.00	0.00	0.00	0.00	3,970.72
YR: 2008	186	3,970.72	0.00	0.00	3,970.72	0.00	0.00	0.00	0.00	0.00	0.00	3,970.72
WATER	185	916.32	0.00	0.00	916.32	0.00	0.00	0.00	0.00	0.00	0.00	916.32
YR: 2009	185	916.32	0.00	0.00	916.32	0.00	0.00	0.00	0.00	0.00	0.00	916.32
WATER	187	916.32	0.00	0.00	916.32	0.00	0.00	0.00	0.00	0.00	0.00	916.32
YR: 2010	187	916.32	0.00	0.00	916.32	0.00	0.00	0.00	0.00	0.00	0.00	916.32
WATER	187	1,118.60	0.00	0.00	1,118.60	0.00	0.00	0.00	0.00	0.00	0.00	1,118.60
YR: 2011	187	1,118.60	0.00	0.00	1,118.60	0.00	0.00	0.00	0.00	0.00	0.00	1,118.60
WATER	187	1,221.76	0.00	0.00	1,221.76	0.00	0.00	0.00	0.00	0.00	0.00	1,221.76
YR: 2012	187	1,221.76	0.00	0.00	1,221.76	0.00	0.00	0.00	0.00	0.00	0.00	1,221.76
WATER	187	1,221.76	0.00	0.00	1,221.76	0.00	0.00	0.00	0.00	0.00	0.00	1,221.76
YR: 2013	187	1,221.76	0.00	0.00	1,221.76	0.00	0.00	0.00	0.00	0.00	0.00	1,221.76
WATER	187	1,493.27	0.00	0.00	1,493.27	0.00	-0.89	0.00	0.00	-0.89	0.00	1,494.16
YR: 2014	187	1,493.27	0.00	0.00	1,493.27	0.00	-0.89	0.00	0.00	-0.89	0.00	1,494.16
WATER	187	1,526.66	0.00	0.00	1,526.66	0.00	-0.54	0.00	0.00	-0.54	0.00	1,527.20
YR: 2015	187	1,526.66	0.00	0.00	1,526.66	0.00	-0.54	0.00	0.00	-0.54	0.00	1,527.20
WATER	187	1,832.64	0.00	0.00	1,832.64	0.00	117.83 187.61	111.35	0.00	416.79	0.00	1,527.20
YR: 2016	187	1,832.64	0.00	0.00	1,832.64	0.00	117.83 187.61	111.35	0.00	416.79	0.00	1,527.20
WATER	187	1,832.64	0.00	0.00	1,832.64	0.00	130.66 174.78	99.95	0.00	405.39	0.00	1,527.20
YR: 2017	187	1,832.64	0.00	0.00	1,832.64	0.00	130.66	99.95	0.00	405.39	0.00	1,527.20

GRAND RATEBOOK BALANCE SHEET REPORT
TOWN OF BEACON FALLS
GRAND LIST YEAR 2022

Year: 2007 To 2023, Pay Date: 02/29/2024, Time: 04/02/2024 10:05:10 am All

Page: 2

Conditions: Recap By Year:Yes Recap By Dist:No Act/Susp: Active, Cycle: 00 To 00, Type: CITY, Bill Type: 07 WATER

YEAR/TYPE	ACTS	BEGINNING BALANCE	LAWFUL INC.	CORRECTIONS DEC.	TAXES COLLECTABLE	CURRENT SUSPENSE	TAXES/BINT PAID	INTEREST PAID	L+FEES PAID	TOTAL PAID	OVER PAID	UNCOLLECTED TAXES
							174.78					
WATER	187	1,811.63	0.00	0.00	1,811.63	0.00	112.26 172.17	77.96	0.00	362.39	0.00	1,527.20
YR: 2018	187	1,811.63	0.00	0.00	1,811.63	0.00	112.26 172.17	77.96	0.00	362.39	0.00	1,527.20
WATER	188	2,413.10	0.00	0.00	2,413.10	0.00	264.02 316.44	126.50	0.00	706.96	0.00	1,832.64
YR: 2019	188	2,413.10	0.00	0.00	2,413.10	0.00	264.02 316.44	126.50	0.00	706.96	0.00	1,832.64
WATER	187	3,359.84	0.00	0.00	3,359.84	0.00	627.46 594.30	143.44	0.00	1,365.20	0.00	2,138.08
YR: 2020	187	3,359.84	0.00	0.00	3,359.84	0.00	627.46 594.30	143.44	0.00	1,365.20	0.00	2,138.08
WATER	187	18,631.84	0.00	0.00	18,631.84	0.00	21,251.11 6,542.38	134.03	120.00	28,047.52	0.00	2,443.52
YR: 2021	187	18,631.84	0.00	0.00	18,631.84	0.00	11,605.17 21,251.11 6,542.38	134.03	120.00	28,047.52	0.00	2,443.52
							PAY OFF PRINC 11,605.17					
WATER	187	16,689.89	119.78	0.00	16,809.67	0.00	20,041.86 5,263.77	168.31	140.00	25,613.94	0.00	3,024.85
YR: 2022	187	16,689.89	119.78	0.00	16,809.67	0.00	11,520.81 20,041.86 5,263.77	168.31	140.00	25,613.94	0.00	3,024.85
							PAY OFF PRINC 11,520.81					
WATER	187	15,272.00	0.00	0.00	15,272.00	0.00	10,808.84 3,767.20	42.18	48.00	14,666.22	-48.01	4,581.60
YR: 2023	187	15,272.00	0.00	0.00	15,272.00	0.00	3,885.64 10,808.84 3,767.20	42.18	48.00	14,666.22	-48.01	4,581.60
							PAY OFF PRINC 3,885.64					
Grand Total	188	74,228.99	119.78	0.00	74,348.77	0.00	53,352.61 17,018.65	903.72	308.00	71,582.98	-48.01	30,989.13
							PAY OFF PRINC 27,011.62					

**CASH REPORT
TOWN OF BEACON FALLS**

MONTHLY REPORT BY BILLING YEAR CASH: CITY Date: 04/02/2024 Pay Date: 03/01/2024 To 03/31/2024 Time: 10:18:26 Page: 3
 Condition: Year From: 2007 TO 2023 District: All Term# Total Only: NO Bill Type: 07 WATER Susp/Credit: ALL Cycle #: 00 TO 00
 Recap Option: Year Type

BILL #	S-D	CITY Gross	INTEREST Exmpt	LIEN Net	FEEs	Tax	BINT	TOTAL	DATE PAID	K	TP	OVR	BATCH	TRANS#	TERM#	NAME
TOT CUR/YR COLL.		3,270.55	8.25	24.00	0.00		226.87	3,529.67								
TOT BACK/YR COLL.		1,629.45	4,130.13	0.00	0.00		4,479.35	10,238.93								
TOT ACTIVE		4,900.00	4,138.38	24.00	0.00		4,706.22	13,768.60								
GRAND TOTAL		4,900.00	4,138.38	24.00	0.00		4,706.22	13,768.60								
CITY	CURRENT:		3,529.67	BACK	:		10,238.93									

RECEIPT TOTAL	13,768.60	
CASH TOTAL	0.00	
CHANGE TOTAL	0.00	

CASH BALANCE	0.00	
CHECK TOTAL	13,768.60	
CREDIT TOTAL	0.00	
DEBIT TOTAL	0.00	
DEPOSIT TOTAL	13,768.60	*** (EXCLUDE CREDIT AND DEBIT CARD)

DEPOSIT TOTAL	<u>13,768.60</u>	

**GRAND RATEBOOK BALANCE SHEET REPORT
TOWN OF BEACON FALLS
GRAND LIST YEAR 2022**

Year: 2007 To 2023, Pay Date: 03/31/2024, Time: 04/02/2024 10:00:50 am All

Conditions: Recap By Year: Yes Recap By Dist: No Act/Susp: Active, Cycle: 00 To 00, Type: CITY, Bill Type: 05 ASSM

YEAR/TYPE	ACTS	BEGINNING BALANCE	LAWFUL INC.	CORRECTIONS DEC.	TAXES COLLECTABLE	CURRENT SUSPENSE	TAXES/BINT PAID	INTEREST PAID	L+FEES PAID	TOTAL PAID	OVER PAID	UNCOLLECTED TAXES
ASSM	1	0.00	0.00	0.00	0.00	0.00	0.00	0.00	0.00	0.00	0.00	0.00
YR: 2007	1	0.00	0.00	0.00	0.00	0.00	0.00	0.00	0.00	0.00	0.00	0.00
ASSM	12	2,681.53	0.00	0.00	2,681.53	0.00	895.20 122.48	1,602.31	0.00	2,619.99	0.00	1,663.85
YR: 2008	12	2,681.53	0.00	0.00	2,681.53	0.00	895.20 122.48	1,602.31	0.00	2,619.99	0.00	1,663.85
ASSM	19	1,526.52	0.00	0.00	1,526.52	0.00	437.22 71.62	1,101.79	0.00	1,610.63	0.00	1,017.68
YR: 2009	19	1,526.52	0.00	0.00	1,526.52	0.00	437.22 71.62	1,101.79	0.00	1,610.63	0.00	1,017.68
ASSM	14	1,264.77	0.00	0.00	1,264.77	0.00	175.47 71.62	410.60	0.00	657.69	0.00	1,017.68
YR: 2010	14	1,264.77	0.00	0.00	1,264.77	0.00	175.47 71.62	410.60	0.00	657.69	0.00	1,017.68
ASSM	18	1,526.52	0.00	0.00	1,526.52	0.00	449.65 59.19	971.24	24.00	1,504.08	0.00	1,017.68
YR: 2011	18	1,526.52	0.00	0.00	1,526.52	0.00	449.65 59.19	971.24	24.00	1,504.08	0.00	1,017.68
ASSM	20	1,017.68	0.00	0.00	1,017.68	0.00	0.00	0.00	0.00	0.00	0.00	1,017.68
YR: 2012	20	1,017.68	0.00	0.00	1,017.68	0.00	0.00	0.00	0.00	0.00	0.00	1,017.68
ASSM	18	1,017.68	0.00	0.00	1,017.68	0.00	0.00	0.00	0.00	0.00	0.00	1,017.68
YR: 2013	18	1,017.68	0.00	0.00	1,017.68	0.00	0.00	0.00	0.00	0.00	0.00	1,017.68
ASSM	26	1,017.68	0.00	0.00	1,017.68	0.00	0.00	0.00	0.00	0.00	0.00	1,017.68
YR: 2014	26	1,017.68	0.00	0.00	1,017.68	0.00	0.00	0.00	0.00	0.00	0.00	1,017.68
ASSM	23	1,031.17	0.00	0.00	1,031.17	0.00	13.49	2.02	0.00	15.51	0.00	1,017.68
YR: 2015	23	1,031.17	0.00	0.00	1,031.17	0.00	13.49	2.02	0.00	15.51	0.00	1,017.68
ASSM	16	2,544.20	0.00	0.00	2,544.20	0.00	237.09 283.89	263.51	0.00	784.49	0.00	2,035.36

PAY OFF PRINC

12.14

GRAND RATEBOOK BALANCE SHEET REPORT
TOWN OF BEACON FALLS
GRAND LIST YEAR 2022

Year: 2007 To 2023, Pay Date: 03/31/2024, Time: 04/02/2024 10:00:59 am All

Conditions: Recap By Year: Yes Recap By Dist: No Act/Susp: Active, Cycle: 00 To 00, Type: CITY, Bill Type: 05 ASSM

YEAR/TYPE	ACTS	BEGINNING BALANCE	LAWFUL INC.	CORRECTIONS DEC.	TAXES COLLECTABLE	CURRENT SUSPENSE	TAXES/BINT PAID	INTEREST PAID	L+FEES PAID	TOTAL PAID	OVER PAID	UNCOLLECTED TAXES
YR: 2016	16	2,544.20	0.00	0.00	2,544.20	0.00	237.09 283.89	263.51	0.00	784.49	0.00	2,035.36
PAY OFF PRINC							12.14					
ASSM	23	3,309.48	0.00	0.00	3,309.48	0.00	415.33 233.98	307.02	0.00	956.33	0.00	2,660.17
YR: 2017	23	3,309.48	0.00	0.00	3,309.48	0.00	415.33 233.98	307.02	0.00	956.33	0.00	2,660.17
ASSM	29	5,347.24	0.00	0.00	5,347.24	0.00	897.50 768.49	1,013.10	0.00	2,679.09	0.00	3,681.25
YR: 2018	29	5,347.24	0.00	0.00	5,347.24	0.00	897.50 768.49	1,013.10	0.00	2,679.09	0.00	3,681.25
ASSM	280	6,614.92	0.00	0.00	6,614.92	0.00	897.50 629.02	646.24	0.00	2,172.76	0.00	5,088.40
YR: 2019	280	6,614.92	0.00	0.00	6,614.92	0.00	897.50 629.02	646.24	0.00	2,172.76	0.00	5,088.40
ASSM	269	8,076.70	0.00	0.00	8,076.70	0.00	8,714.71 977.15	638.23	24.00	10,354.09	0.00	5,497.24
YR: 2020	269	8,076.70	0.00	0.00	8,076.70	0.00	6,712.40 8,714.71 977.15	638.23	24.00	10,354.09	0.00	5,497.24
PAY OFF PRINC							6,712.40					
ASSM	280	68,693.40	0.00	0.00	68,693.40	0.00	57,621.27 19,275.74	1,076.89	96.00	78,069.90	0.00	6,106.08
YR: 2021	280	68,693.40	0.00	0.00	68,693.40	0.00	14,309.69 57,621.27 19,275.74	1,076.89	96.00	78,069.90	0.00	6,106.08
PAY OFF PRINC							14,309.69					
ASSM	280	66,314.50	0.00	0.00	66,314.50	0.00	54,537.89 16,782.53	932.95	144.00	72,397.37	0.00	6,248.86
YR: 2022	280	66,314.50	0.00	0.00	66,314.50	0.00	-47.30 11,147.11 54,537.89 16,782.53	0.00 ***PAY OFF BINT*** 932.95	0.00	60.37 72,397.37	0.00	6,248.86
REFUND							-47.30					
PAY OFF PRINC							11,147.11					
ASSM	280	63,481.34	0.00	-123.66	63,357.68	0.00	55,901.87 12,933.41	395.87	212.00	69,443.15	-72.00	9,670.83
PAY OFF PRINC							15,024.77					

GRAND RATEBOOK BALANCE SHEET REPORT
TOWN OF BEACON FALLS
GRAND LIST YEAR 2022

Year: 2007 To 2023, Pay Date: 03/31/2024, Time: 04/02/2024 10:02:29 am All

Conditions: Recap By Year: Yes Recap By Dist: No Act/Susp: Active, Cycle: 00 To 00, Type: CITY, Bill Type: 05 ASSM

YEAR/TYPE	ACTS	BEGINNING BALANCE	LAWFUL INC.	CORRECTIONS DEC.	COLLECTABLE	TAXES SUSPENSE	CURRENT TAXES/BINT PAID	INTEREST PAID	L+FEES PAID	TOTAL PAID	OVER PAID	UNCOLLECTED TAXES
YR: 2023	280	63,481.34	0.00	-123.66	63,357.68	0.00	55,901.87 12,933.41	395.87	212.00	69,443.15	-72.00	9,670.83
							PAY OFF PRINC 15,024.77					
Grand Total	280	235,465.33	0.00	-123.66	235,341.67	0.00	181,194.19 52,209.12	9,361.77	500.00	243,265.08	-72.00	49,775.80
							REFUND -47.30	0.00	0.00			
							PAY OFF PRINC 47,206.11	***PAY OFF BINT***		60.37		

GRAND RATEBOOK BALANCE SHEET REPORT
TOWN OF BEACON FALLS
GRAND LIST YEAR 2022

Year: 2007 To 2023, Pay Date: 02/29/2024, Time: 04/02/2024 09:54:07 am

All

Page: 1

Conditions: Recap By Year: Yes Recap By Dist: No Act/Susp: Active, Cycle: 00 To 00, Type: CITY, Bill Type: 05 ASSM

YEAR/TYPE	ACTS	BEGINNING BALANCE	LAWFUL INC.	CORRECTIONS DEC.	TAXES COLLECTABLE	CURRENT SUSPENSE	TAXES/BINT PAID	INTEREST PAID	L+FEES PAID	TOTAL PAID	OVER PAID	UNCOLLECTED TAXES
ASSM	1	0.00	0.00	0.00	0.00	0.00	0.00	0.00	0.00	0.00	0.00	0.00
YR: 2007	1	0.00	0.00	0.00	0.00	0.00	0.00	0.00	0.00	0.00	0.00	0.00
ASSM	12	2,681.53	0.00	0.00	2,681.53	0.00	895.20 122.48	1,602.31	0.00	2,619.99	0.00	1,663.85
YR: 2008	12	2,681.53	0.00	0.00	2,681.53	0.00	895.20 122.48	1,602.31	0.00	2,619.99	0.00	1,663.85
ASSM	19	1,526.52	0.00	0.00	1,526.52	0.00	437.22 71.62	1,101.79	0.00	1,610.63	0.00	1,017.68
YR: 2009	19	1,526.52	0.00	0.00	1,526.52	0.00	437.22 71.62	1,101.79	0.00	1,610.63	0.00	1,017.68
ASSM	14	1,264.77	0.00	0.00	1,264.77	0.00	175.47 71.62	410.60	0.00	657.69	0.00	1,017.68
YR: 2010	14	1,264.77	0.00	0.00	1,264.77	0.00	175.47 71.62	410.60	0.00	657.69	0.00	1,017.68
ASSM	18	1,526.52	0.00	0.00	1,526.52	0.00	449.65 59.19	971.24	24.00	1,504.08	0.00	1,017.68
YR: 2011	18	1,526.52	0.00	0.00	1,526.52	0.00	449.65 59.19	971.24	24.00	1,504.08	0.00	1,017.68
ASSM	20	1,017.68	0.00	0.00	1,017.68	0.00	0.00	0.00	0.00	0.00	0.00	1,017.68
YR: 2012	20	1,017.68	0.00	0.00	1,017.68	0.00	0.00	0.00	0.00	0.00	0.00	1,017.68
ASSM	18	1,017.68	0.00	0.00	1,017.68	0.00	0.00	0.00	0.00	0.00	0.00	1,017.68
YR: 2013	18	1,017.68	0.00	0.00	1,017.68	0.00	0.00	0.00	0.00	0.00	0.00	1,017.68
ASSM	26	1,017.68	0.00	0.00	1,017.68	0.00	0.00	0.00	0.00	0.00	0.00	1,017.68
YR: 2014	26	1,017.68	0.00	0.00	1,017.68	0.00	0.00	0.00	0.00	0.00	0.00	1,017.68
ASSM	23	1,031.17	0.00	0.00	1,031.17	0.00	13.49	2.02	0.00	15.51	0.00	1,017.68
YR: 2015	23	1,031.17	0.00	0.00	1,031.17	0.00	13.49	2.02	0.00	15.51	0.00	1,017.68
ASSM	16	2,544.20	0.00	0.00	2,544.20	0.00	237.09 283.89	263.51	0.00	784.49	0.00	2,035.36
							PAY OFF PRINC	12.14				

GRAND RATEBOOK BALANCE SHEET REPORT
TOWN OF BEACON FALLS
GRAND LIST YEAR 2022

Year: 2007 To 2023, Pay Date: 02/29/2024, Time: 04/02/2024 09:54:22 am All

Conditions: Recap By Year: Yes Recap By Dist: No Act/Susp: Active, Cycle: 00 To 00, Type: CITY, Bill Type: 05 ASSM

YEAR/TYPE	ACTS	BEGINNING BALANCE	LAWFUL INC.	CORRECTIONS DEC.	TAXES COLLECTABLE	CURRENT SUSPENSE	TAXES/BINT PAID	INTEREST PAID	L+FEES PAID	TOTAL PAID	OVER PAID	UNCOLLECTED TAXES	
YR: 2016	16	2,544.20	0.00	0.00	2,544.20	0.00	237.09 283.89	263.51	0.00	784.49	0.00	2,035.36	
PAY OFF PRINC							12.14						
ASSM	23	3,309.48	0.00	0.00	3,309.48	0.00	415.33 233.98	307.02	0.00	956.33	0.00	2,660.17	
YR: 2017	23	3,309.48	0.00	0.00	3,309.48	0.00	415.33 233.98	307.02	0.00	956.33	0.00	2,660.17	
ASSM	29	5,347.24	0.00	0.00	5,347.24	0.00	897.50 768.49	1,013.10	0.00	2,679.09	0.00	3,681.25	
YR: 2018	29	5,347.24	0.00	0.00	5,347.24	0.00	897.50 768.49	1,013.10	0.00	2,679.09	0.00	3,681.25	
ASSM	280	6,614.92	0.00	0.00	6,614.92	0.00	897.50 629.02	646.24	0.00	2,172.76	0.00	5,088.40	
YR: 2019	280	6,614.92	0.00	0.00	6,614.92	0.00	897.50 629.02	646.24	0.00	2,172.76	0.00	5,088.40	
ASSM	269	8,076.70	0.00	0.00	8,076.70	0.00	8,714.71 977.15	638.23	24.00	10,354.09	0.00	5,497.24	
YR: 2020	269	8,076.70	0.00	0.00	8,076.70	0.00	6,712.40 8,714.71 977.15	638.23	24.00	10,354.09	0.00	5,497.24	
PAY OFF PRINC							6,712.40						
ASSM	280	68,693.40	0.00	0.00	68,693.40	0.00	57,621.27 19,275.74	1,076.89	96.00	78,069.90	0.00	6,106.08	
YR: 2021	280	68,693.40	0.00	0.00	68,693.40	0.00	14,309.69 57,621.27 19,275.74	1,076.89	96.00	78,069.90	0.00	6,106.08	
PAY OFF PRINC							14,309.69						
ASSM	280	66,314.50	0.00	0.00	66,314.50	0.00	54,537.89 16,782.53 -47.30	932.95	144.00	72,397.37	0.00	6,248.86	
YR: 2022	280	66,314.50	0.00	0.00	66,314.50	0.00	11,147.11 54,537.89 16,782.53 -47.30	932.95	144.00	72,397.37	0.00	6,248.86	
REFUND ***PAY OFF PRINC***							11,147.11	***PAY OFF BINT***		60.37			
REFUND ***PAY OFF PRINC***							11,147.11	***PAY OFF BINT***		60.37			
ASSM	280	63,481.34	0.00	-123.66	63,357.68	0.00	55,519.06 12,807.38	355.67	212.00	68,894.11	-72.00	10,179.67	
PAY OFF PRINC							15,024.77						

GRAND RATEBOOK BALANCE SHEET REPORT
TOWN OF BEACON FALLS
GRAND LIST YEAR 2022

Year: 2007 To 2023, Pay Date: 02/29/2024, Time: 04/02/2024 09:56:23 am All

Conditions: Recap By Year: Yes Recap By Dist: No Act/Susp: Active, Cycle: 00 To 00, Type: CITY, Bill Type: 05 ASSM

YEAR/TYPE	ACTS	BEGINNING BALANCE	LAWFUL INC.	CORRECTIONS DEC.	TAXES COLLECTABLE	CURRENT SUSPENSE	TAXES/BINT PAID	INTEREST PAID	L+FEES PAID	TOTAL PAID	OVER PAID	UNCOLLECTED TAXES
YR: 2023	280	63,481.34	0.00	-123.66	63,357.68	0.00	55,519.06 12,807.38	355.67	212.00	68,894.11	-72.00	10,179.67
							PAY OFF PRINC 15,024.77					
Grand Total	280	235,465.33	0.00	-123.66	235,341.67	0.00	180,811.38 52,083.09	9,321.57	500.00	242,716.04	-72.00	50,284.64
							REFUND -47.30	0.00	0.00			
							PAY OFF PRINC 47,206.11	***PAY OFF BINT***		60.37		

**CASH REPORT
TOWN OF BEACON FALLS**

MONTHLY REPORT BY BILLING YEAR
 Condition: Year From: 2007 TO 2023
 Recap Option: Year Type
 BILL # S-D

CASH: CITY Date: 04/02/2024 Pay Date: 03/01/2024 To 03/31/2024 Time: 10:00:05 Page: 1
 District: All Term# Total Only: NO Bill Type: 05 ASSM Susp/Credit: ALL Cycle #: 00 TO 00

BILL #	S-D	CITY Gross	INTEREST Exmpt	LIEN Net	FEES	Tax	BINT	TOTAL	DATE PAID	K	TP	OVR	BATCH	TRANS#	TERM#	NAME
2023-5-0008067	01	382.81	40.20	0.00	0.00		126.03	549.04	03/28/2024	P	1		1401	1	20	LAMORSKI KR
TOT ASSM		382.81	40.20	0.00	0.00		126.03	549.04								
TOT YR 2023		382.81	40.20	0.00	0.00		126.03	549.04								
TOT CUR/YR COLL.		382.81	40.20	0.00	0.00		126.03	549.04								
TOT ACTIVE		382.81	40.20	0.00	0.00		126.03	549.04								
GRAND TOTAL		382.81	40.20	0.00	0.00		126.03	549.04								
CITY		CURRENT:	549.04	BACK :		0.00										

RECEIPT TOTAL 549.04
 CASH TOTAL 550.00
 CHANGE TOTAL 0.96

 CASH BALANCE 549.04
 CHECK TOTAL 0.00
 CREDIT TOTAL 0.00
 DEBIT TOTAL 0.00
 DEPOSIT TOTAL 549.04 *** (EXCLUDE CREDIT AND DEBIT CARD)

 DEPOSIT TOTAL 549.04

BEACON FALLS PUBLIC LIBRARY

LEARN...PARTICIPATE...ENJOY

10 Maple Avenue, Beacon Falls, Connecticut 06403

(203) 729 – 1441 <> Fax: (203) 729 – 4927

info@beaconfallslibrary.org



April 8, 2024

Dear members of the Board of Selectmen,

The Beacon Falls Public Library strives to provide a welcoming space, engaging resources, and diverse programs for our community. In March, we saw exciting library service usage growth and strong program participation.

Library Programs:

- The library offered 23 programs in March, catering to children, teens, adults, and families.
- 413 patrons attended our programs, with highlights including:
 - Miss Maria's movement and music (attendance of 20)
 - Movie Night (attendance of 15)
 - Wood Sign Craft workshop (attendance of 15)
 - Sub Talk presentation (attendance of 35)

Service Report:

- Website visits increased by 116% in March, demonstrating high community engagement.
- Volunteer hours increased by 18%, a testament to strong community support.
- Homebound deliveries rose by 75%, highlighting our commitment to accessibility.

- The library distributed over 100 free seed packets to patrons, encouraging gardening and learning.

Circulation of Materials

- Circulation trends were positive across multiple formats:
 - Increases in juvenile books, audiobooks, downloadable audiobooks, digital music downloads, digital video downloads, and eBooks

Financial Report:

- The library has expended 72% of its total budget for the year.

March was a successful month for the Beacon Falls Library due to our dedicated staff, volunteers, and enthusiastic patrons. We look forward to continuing to innovate and expand our services in the coming months.

Sincerely,

A handwritten signature in blue ink, appearing to read "Elizabeth Setaro-Posick". The signature is fluid and cursive, with the first name "Elizabeth" written in a larger, more prominent script than the last name.

Elizabeth Setaro-Posick
Library Director

March
Service Report 2023-2024

PROGRAM ATTENDANCE

	THIS MONTH	YTD	Same month last year	PRIOR YTD	% change from last year to this year
ADULTS AT ADULT PROGRAMS	132	1036	73	1197	-13.45%
ADULTS AT CHILD PROGRAMS	107	1049	165	1065	-1.50%
CHILDREN AT CHILD PROGRAMS	174	2575	294	2794	-7.84%
TOTAL	413	4660	532	5056	-7.83%
# of CHILDREN/YA/FAMILY PROGRAMS	13	151	14	148	2.03%
avg # children at child programs	13.38	149	21	157 1/4	-5.26%
# of ADULT PROGRAMS	10	69	6	52	32.69%
avg # adults at adults programs	13.2	127 6/7	12.2	198 1/4	-35.51%

LIBRARY SERVICES

	THIS MONTH	YTD	Same month last year	PRIOR YTD	% change from last year to this
COMPUTER USAGE (HRS)	24 1/2	257 2/3	17 1/2	295 3/4	-12.88%
COMPUTER (#PEOPLE)	43	314 3/4	23	391	-19.50%
WEB SITE VISITS	529	15776	1242	7289	116.44%
VOLUNTEER HOURS	8 1/2	184 1/2	25 1/2	156 1/2	17.89%
HOMEBOUND DELIVERIES	0	7	1	4	75.00%
Notary Services	10	83	8	93	-10.75%

CIRCULATION OF MATERIALS

	THIS MONTH	YTD	Same month last year	PRIOR YTD	% change from last year to this year
ADULT	377	3706	458	3792	-2.27%
YOUNG ADULT	25	267	28	390	-31.54%
JUVENILE	789	5557	812	5403	2.85%
AUDIO BOOKS	20	206	19	173	19.08%
Downloadable audiobooks	218	1778	169	1536	15.76%
Digital Music downloads	4	38	0	15	153.33%
ADULT VIDEO	99	869	97	1060	-18.02%
JUVENILE VIDEO	19	244	38	346	-29.48%
Digital video downloads	5	70	5	24	191.67%
E-BOOKS	192	1504	155	1501	0.20%
FAMILY PASSES	0	7	3	14	-50.00%
OTHER	140	163	63	104	56.73%
TOTALS	1888	14409	1847	14358	0.36%
(included in above)					
ILL-BORROWED	178	2179	293	2117	2.93%
ILL-LENT	175	1415	192	1313	7.77%
CONNECTICARD LOANS	70	583	62	626	-6.87%

REGISTRATION THIS MONTH

	EXPIRED	NEW	YTD (NEW)	PRIOR YTD (NEW)	% change from last year to this year
ADULT	26	29	251	253	-0.79%
CHILDREN	5	2	64	89	-28.09%
TOTALS	31	31	315	342	-7.89%

March
2023-2024 financial report

Library Accts #10-69	THIS MONTH	YTD	PRIOR YTD	REMAINING BUDGET	% of LINE ITEM EXPENDED
#1010 FULL TIME	\$13,202.02	\$125,435.53	\$122,242.83	\$46,197.47	73.08%
#1019 PART TIME	\$1,251.28	\$11,124.56	\$10,539.75	\$4,475.44	71.31%
#1060 COMPUTER	\$252.08	\$5,505.21	\$4,756.17	\$1,244.79	81.56%
#1170 LIBRARY MATERIALS	\$1,891.23	\$17,596.48	\$18,448.83	\$11,403.52	60.68%
#1800 PROF. DEVEL	\$0.00	\$508.08	\$558.00	\$491.92	50.81%
#1805 PROGRAMMING	\$630.58	\$9,877.85	\$9,056.82	\$1,872.15	84.07%
#1807 COPIER LEASES	\$6.22	\$382.83	\$597.03	\$437.17	46.69%
TOTAL	\$17,233.41	\$170,430.54	\$166,199.43	\$66,122.46	72.05%

PETTY CASH

CHECKING ACCT. ****

BEG. BALANCE	\$50.00
ADD'L FUNDS	
MINUS EXPENSES	
TOTAL	\$50.00

BEG. BALANCE	\$5,372.96
ADD'L FUNDS	\$106.00
MINUS EXPENSES	\$136.00
TOTAL	\$5,342.96

Fax	
Late Video	
Printing	
Damaged/Lost	
Replaced Library cards	
PETTY CASH TOTAL	\$0.00

<u>Deposits</u>	
Printing	\$10.00
Redeposit from wrong acct	\$96.00

Liberty Bank CD	\$11,456.99
	<hr/>

<u>Expenses</u>	
Rich Dicarlo - Watercolor	\$136.00



Town of Beacon Falls
Economic Development Commission
Regular Meeting Minutes
10 Maple Avenue Beacon Falls, CT 06403
C/O Town Clerk
REVISED

Members Present: Jack Betkoski (**JB**), Edward Korzon (**EK**), Victor Lembo (**VL**), Dennis Phipps (**DP**), and Edward Mulvihill (**EM**)

Members Absent: David Pokras (**DAP**) and Robert Desrochers (**RD**),

Others Present: 1 member of the public, one member of staff, Selectman, Krenesky.

1. Call to Order /Pledge of Allegiance/Roll Call:

JB called the meeting to order at 6:37 PM and led the assembled in the pledge of allegiance.

2. Read and Approve Minutes from Previous Meetings:

Motion made to approve the minutes from the 02/26/2024 regular meeting by **EM/VL**. All ayes.

3. Comments from the Public:

None

4. Correspondence:

None

5. Old Business:

- a. **Main Street Update:** The roofing company seems to be parking better. Beacon Falls Pizza is closed. The market is being converted into a pizza bar and grill. Fall Harvest restaurant seems to need repair outside. The Tap Room is fairly packed regularly. The farmers' market may need to be moved to the commuter lot depending on the parking.
- b. **Beacon Falls Outreach:** The EDC would like to host a luncheon sometime in May, catered by **August Antonios** at the Firehouse. Possibly 5/17/24. The clerk will check with the First Selectman's schedule and guest list.
- c. **Website Development and Launch:** The clerk will work with Christine Sedita on the website and logo.

MK spoke regarding the community center. The grant pursued was not awarded. **MK** met with a grant writer for historical preservation. The process is in the works. Matthies is being set to be put on the National Registry for Historic Preservation. **MK** gave an update on the composting project.

6. New Business:

- a. **April Meeting Date Change:** **EM** motioned to move the April meeting to 4/23/24. **DP** seconded, all ayes.

7. Grant News:

None

8. Payment of Bills:

None

9. Adjournment

A motion was made to adjourn the meeting at 7:13 PM **EK/DP**, all ayes.

Respectfully submitted,

Lauren A. Fennell
Clerk, EDC

Expenditure Summary

EXPENDITURE REPORT

REGIONAL SCHOOL DISTRICT

Report Description: Gen Oper Budget -OBJ.-EFS-DIST

Account Year: 24

Account Periods: 09 - 09

Dates: 03/01/2024 - 03/31/2024

Account Account Description	Original Budget	Adjusted Budget	YTD Encumbrance	Period Expended	YTD Expended	Available Balance	Percent
111 SALARIES, CERTIFIED STAFF	\$17,936,297.48	\$17,936,297.48	\$0.00	\$2,060,203.18	\$11,417,468.83	\$6,518,828.65	63.66
112 WAGES, SUPPORT STAFF	\$5,433,078.55	\$5,508,078.55	\$0.00	\$712,752.90	\$4,055,883.72	\$1,452,194.83	73.64
117 WAGES, HOMEBOUND/TUTORIAL	\$13,500.00	\$23,500.00	\$0.00	\$4,023.75	\$22,036.25	\$1,463.75	93.77
120 WAGES, EXTRA-CURR ACTIVITY	\$398,771.00	\$396,698.15	\$0.00	\$91,409.88	\$208,441.40	\$188,256.75	52.54
122 WAGES,SUBSTITUTE TEACHERS	\$191,000.00	\$191,000.00	\$0.00	\$28,614.68	\$170,460.21	\$20,539.79	89.25
130 OVERTIME WAGES	\$40,000.00	\$40,000.00	\$0.00	\$7,403.60	\$39,988.73	\$11.27	99.97
142 SALARY,SUM,SCH,CERT STAFF	\$132,560.00	\$132,560.00	\$0.00	\$0.00	\$119,844.83	\$12,715.17	90.41
144 SALARY,ADULT ED COOR	\$4,000.00	\$4,000.00	\$0.00	\$0.00	\$0.00	\$4,000.00	0.00
210 MEDICAL BENEFIT INSURANCE	\$5,247,987.00	\$5,193,882.00	\$0.00	\$710,741.70	\$3,700,851.31	\$1,493,030.69	71.25
220 FICA	\$689,111.00	\$689,111.00	\$0.00	\$88,223.55	\$490,679.45	\$198,431.55	71.20
221 TUITION REIMBURSEMENT	\$20,000.00	\$20,000.00	\$0.00	\$0.00	\$0.00	\$20,000.00	0.00
230 RETIREMENT BENEFIT	\$477,920.00	\$474,216.13	\$0.00	\$33,764.84	\$432,683.19	\$41,532.94	91.24
250 UNEMPLOYMENT COMPENSATION	\$20,000.00	\$20,000.00	\$0.00	\$0.00	\$860.00	\$19,140.00	4.30
260 WORKERS COMPENSATION INS	\$195,000.00	\$206,089.00	\$0.00	\$0.00	\$206,059.00	\$30.00	99.99
300 PURCH PROF & TECH SERVICE	\$859,466.00	\$854,564.69	\$234,707.00	\$62,256.41	\$550,417.52	\$69,440.17	91.87
301 PURCH. PROF.-PHYSICIAN	\$7,500.00	\$7,500.00	\$0.00	\$0.00	\$7,500.00	\$0.00	100.00
302 PURCHASED PROG.FINE ARTS	\$250.00	\$250.00	\$0.00	\$0.00	\$0.00	\$250.00	0.00
311 TREASURER/CLERK EXPENSES	\$10,395.35	\$10,395.35	\$0.00	\$244.75	\$2,447.50	\$7,947.85	23.54
313 ELECTION & REG MEET EXP	\$6,000.00	\$6,000.00	\$0.00	\$0.00	\$550.00	\$5,450.00	9.17
314 CABE POLICY SERVICE	\$1,500.00	\$1,500.00	\$0.00	\$0.00	\$0.00	\$1,500.00	0.00
320 PROFESS CONF & TRAVEL	\$33,622.00	\$33,622.00	\$2,700.00	\$1,066.65	\$17,228.21	\$13,693.79	59.27
322 IN SERVICE	\$7,500.00	\$7,500.00	\$0.00	\$0.00	\$5,794.49	\$1,705.51	77.26
326 GRADUATION EXPENSE	\$17,000.00	\$17,000.00	\$1,118.15	\$2,369.04	\$4,583.38	\$11,298.47	33.54
331 AUDIT SERVICES	\$44,000.00	\$44,000.00	\$0.00	\$0.00	\$41,600.00	\$2,400.00	94.55
332 LEGAL & LITIGATION FEES	\$25,000.00	\$25,000.00	\$0.00	\$4,741.50	\$11,083.76	\$13,916.24	44.34
341 DATA PROCESS & SCORING	\$2,000.00	\$2,000.00	\$0.00	\$0.00	\$0.00	\$2,000.00	0.00
421 RUBBISH DISPOSAL	\$55,150.00	\$55,150.00	\$12,255.45	\$6,735.68	\$38,497.05	\$4,397.50	92.03
422 SNOW REMOVAL	\$108,275.00	\$113,775.00	\$14,255.00	\$31,255.00	\$99,520.00	\$0.00	100.00
423 CONTRACTED GROUNDS CARE	\$157,775.00	\$172,310.00	\$52,038.36	\$13,009.58	\$120,271.64	\$0.00	100.00
432 REPAIR OF EQUIP,INSTRUCT	\$4,960.00	\$4,960.00	\$230.00	\$0.00	\$350.00	\$4,380.00	11.69
433 REPAIR OF EQUIP, NON-INST	\$26,857.10	\$41,861.16	\$9,912.00	\$3,991.69	\$27,159.06	\$4,790.10	88.56
434 REPAIR BLDGS - ELECTRICAL	\$17,400.00	\$28,685.71	\$2,530.00	\$11,989.16	\$25,882.11	\$273.60	99.05
435 REPAIR BLDGS - PLUMBING	\$21,900.00	\$32,018.88	\$0.00	\$8,730.28	\$31,967.38	\$51.50	99.84
436 REPAIR BLDGS - OTHER	\$27,000.00	\$73,284.57	\$37,806.15	\$8,610.50	\$35,478.42	\$0.00	100.00

Expenditure Summary

EXPENDITURE REPORT

REGIONAL SCHOOL DISTRICT

Report Description: Gen Oper Budget -OBJ.-EFS-DIST

Account Year: 24

Account Periods: 09 - 09

Dates: 03/01/2024 - 03/31/2024

Account Account Description	Original Budget	Adjusted Budget	YTD Encumbrance	Period Expended	YTD Expended	Available Balance	Percent
505 INTERNS	\$100,500.00	\$46,600.00	\$0.00	\$15,300.00	\$46,600.00	\$0.00	100.00
513 TRANSPORTATION, REG ELEM	\$983,688.50	\$983,688.50	\$300,332.05	\$97,622.35	\$682,159.44	\$1,197.01	99.88
514 TRANSPORTATION, REG HS	\$451,625.87	\$462,965.71	\$147,930.84	\$41,890.59	\$302,630.05	\$12,404.82	97.32
515 TRANSPORTATION, VO-TECH	\$99,740.18	\$99,740.19	\$46,852.35	\$8,081.12	\$52,887.84	\$0.00	100.00
517 TRANSP. SPEC ED IN DIST.	\$702,375.00	\$711,526.54	\$237,414.27	\$62,737.48	\$474,112.23	\$0.04	100.00
518 TRANSP. SPEC ED OUT DIST.	\$717,582.00	\$769,388.72	\$328,206.39	\$61,616.03	\$439,516.28	\$1,666.05	99.78
519 TRANSPORTATION	\$31,526.71	\$31,526.72	\$10,706.01	\$2,928.67	\$20,820.69	\$0.02	100.00
520 OTHER TRANS	\$3,000.00	\$3,000.00	\$0.00	\$0.00	\$1,644.20	\$1,355.80	54.81
521 PROPERTY/LIABILTY INSURAN	\$147,000.00	\$142,500.00	\$0.00	\$0.00	\$137,907.00	\$4,593.00	96.78
522 INTERSCHOOL ATHELETIC INS	\$14,000.00	\$12,242.00	\$0.00	\$0.00	\$12,242.00	\$0.00	100.00
526 LICENSING & FEES	\$100.00	\$271.00	\$0.00	\$0.00	\$271.00	\$0.00	100.00
530 COMMUNICATION	\$516,666.50	\$516,666.50	\$52,239.14	\$9,920.10	\$381,704.51	\$82,722.85	83.99
540 ADVERTISING	\$4,000.00	\$4,000.00	\$0.00	\$195.21	\$1,225.39	\$2,774.61	30.63
550 PRINTING & BINDING	\$62,892.00	\$61,392.00	\$0.00	\$5,352.38	\$36,877.84	\$24,514.16	60.07
561 TUITION, PUBLIC HIGH SCH	\$215,366.00	\$247,744.40	\$0.00	\$0.00	\$247,744.40	\$0.00	100.00
562 TUITION, SPEC ED PUBLIC	\$826,212.00	\$850,551.63	\$232,444.24	\$53,513.40	\$580,716.15	\$37,391.24	95.60
563 TUITION, SPEC ED NON PUB	\$1,626,227.00	\$1,206,599.37	\$467,845.47	\$158,157.07	\$709,262.68	\$29,491.22	97.56
565 TUITION, ADULT EDUCATION	\$4,000.00	\$4,000.00	\$0.00	\$0.00	\$0.00	\$4,000.00	0.00
582 LOCAL TRAVEL	\$25,705.00	\$25,705.00	\$0.00	\$1,853.36	\$11,799.96	\$13,905.04	45.91
590 MISC. PURCHASED SERVICES	\$156,380.00	\$155,704.77	\$1,578.00	\$22,834.90	\$138,428.85	\$15,697.92	89.92
609 DISTRICT WIDE TESTING	\$6,886.00	\$6,886.00	\$0.00	\$0.00	\$2,095.60	\$4,790.40	30.43
611 PROGRAM SUPPLIES	\$169,749.80	\$186,688.95	\$13,925.13	\$21,110.56	\$132,822.72	\$39,941.10	78.61
613 CUSTODIAL SUPPLIES	\$92,000.00	\$92,000.00	\$9,940.64	\$9,068.84	\$65,997.81	\$16,061.55	82.54
614 A-V SUPPLIES	\$22,548.00	\$22,448.00	\$1,088.30	\$1,107.67	\$19,794.98	\$1,564.72	93.03
616 EXTRA CURRICULAR SUPPLIES	\$11,000.00	\$4,658.50	\$350.00	\$202.00	\$3,738.55	\$569.95	87.77
617 MAINTENANCE SUPPLIES	\$33,722.00	\$39,573.31	\$5,616.89	\$9,887.69	\$33,483.68	\$472.74	98.81
618 WATER	\$57,200.00	\$57,200.00	\$7,022.18	\$1,751.35	\$24,924.06	\$25,253.76	55.85
621 NATURAL GAS	\$365,000.00	\$365,000.00	\$0.00	\$50,973.62	\$164,431.26	\$200,568.74	45.05
622 ELECTRICITY	\$742,000.00	\$684,351.69	\$227,325.98	\$46,957.75	\$345,427.79	\$111,597.92	83.69
623 BOTTLED GAS	\$22,350.00	\$22,350.00	\$13,926.58	\$7,080.37	\$10,445.27	-\$2,021.85	109.05
624 FUEL OIL	\$81,900.00	\$81,900.00	\$5,296.91	\$18,107.86	\$69,428.09	\$7,175.00	91.24
626 GASOLINE	\$88,500.00	\$88,500.00	\$14,645.12	\$14,939.55	\$90,525.65	-\$16,670.77	118.84
627 TELEPHONE	\$54,965.00	\$57,409.98	\$19,554.03	\$4,175.69	\$37,855.85	\$0.10	100.00
640 PROF. BOOKS & PERIDICALS	\$600.00	\$193.00	\$0.00	\$0.00	\$154.09	\$38.91	79.84

Expenditure Summary

EXPENDITURE REPORT

REGIONAL SCHOOL DISTRICT

Report Description: Gen Oper Budget -OBJ.-EFS-DIST

Account Year: 24

Account Periods: 09 - 09

Dates: 03/01/2024 - 03/31/2024

Account Account Description	Original Budget	Adjusted Budget	YTD Encumbrance	Period Expended	YTD Expended	Available Balance	Percent
641 TEXTBOOKS	\$10,000.00	\$22,062.38	\$0.00	\$12,148.89	\$21,866.41	\$195.97	99.11
642 WORKBOOKS	\$22,926.00	\$13,838.89	\$0.00	\$0.00	\$9,317.47	\$4,521.42	67.33
645 LIBRARY BOOKS	\$2,600.00	\$2,927.51	\$0.00	\$958.46	\$2,409.52	\$517.99	82.31
648 LIBRARY PERIODICALS	\$500.00	\$505.20	\$0.00	\$0.00	\$505.20	\$0.00	100.00
733 FURNITURE & FIXTURES	\$3,280.00	\$18,570.59	\$4,497.27	\$5,992.00	\$14,073.32	\$0.00	100.00
734 EQUIPMENT, INSTRUCTIONAL	\$341,852.00	\$566,738.92	\$15,909.93	\$344,306.23	\$550,141.01	\$687.98	99.88
735 EQUIPMENT, NON INSTRUCT	\$14,340.00	\$23,530.55	\$0.00	\$10,318.00	\$21,007.58	\$2,522.97	89.28
800 OTHER OBJECTS	\$10,000.00	\$26,886.14	\$0.00	\$3,837.23	\$26,886.14	\$0.00	100.00
810 DUES, FEES & MEMBERSHIP	\$42,039.96	\$42,369.96	\$0.00	\$249.99	\$21,355.42	\$21,014.54	50.40
830 INTEREST, BONDS & NOTES	\$478,844.00	\$478,844.00	\$0.00	\$0.00	\$478,843.78	\$0.22	100.00
835 PRINCIPAL	\$1,395,000.00	\$1,395,000.00	\$0.00	\$0.00	\$1,395,000.00	\$0.00	100.00
840 CONTINGENCIES	\$50,000.00	\$38,108.71	\$0.00	\$0.00	\$0.00	\$38,108.71	0.00
1 BOARD OF EDUCATION BUDGET	\$43,041,165.00	\$43,041,165.00	\$2,532,199.83	\$4,997,314.73	\$29,706,669.20	\$10,802,295.97	74.90

Home visits:223

Office visits:34

New contacts :1

Discharged from care:0

Off hours calls:10

Off hours calls resulting in visits:2

Lending closet : 2 walkers, 1 transport chair, 1 shower seat borrowed.

Mammogram rescheduled :2

Wellness checks with BFPD:1

Duties include but are not limited to; wellness checks ,monitoring vital signs, medication management: pre-pouring, ordering, administering oral, injectable, topical, transdermal medications: chronic and acute wound care, diabetic care and education; assessing home safety; monitoring nutrition and hydration status; assessing and monitoring changes in mental status; referrals to community resources; assisting with activities of daily living; scheduling mammogram screenings and flu/covid vaccine clinics well as pertinent health related programs offered by the Naugatuck valley health district; managing the lending closet; communicating with families and health care providers: and any other