

To: Board of Selectman, Town of Beacon Falls

From: TFC R. Culbertson #1239

May 2023 Calls for Service

Date: June 1st, 2023

MOTOR VEHICLE:

Accidents with No Injuries	9
Total Traffic Stops	161
Total Infractions	57
Total Warnings	99
Total Misdemeanors	3
Motorist Assist	21
Parking Violations	1
Operating Under the Influence	1

CALLS FOR SERVICE:

Administrative Services	11
Alarms	8
Assist Citizens	23
Assist other Agencies	7
Community Engagement Activities	7
Disturbances	6
Domestic Violence	4
Emergency Committals	1
Fires	3
Larceny	3
Medical Calls	13
Patrol Checks	394
Suspicious Incidents	10
Untimely Deaths	1

There were a total of 693 calls for service during the month of May 2023

To: Board of Selectman, Town of Beacon Falls

From: TFC R. Culbertson #1239

April 2023 Calls for Service

Date: May 11th, 2023

MOTOR VEHICLE:

Accidents with No Injuries	10
Accidents with Minor Injuries	1
Total Traffic Stops	37
Total Infractions	17
Total Warnings	17
Total Misdemeanors	2
Motorist Assist	20
Parking Violations	1

CALLS FOR SERVICE:

Administrative Services	14
Alarms	7
Assist Citizens	21
Assist other Agencies	2
Community Engagement Activities	6
Disturbances	5
Domestics	2
Emergency Committals	1
Fires	1
Larceny	2
Medical Calls	8
Patrol Checks	292
Sex Offense	1
Suspicious Incidents	11

There were a total of 491 calls for service during the month of April 2023



Town of Beacon Falls Office of the Fire Marshal



10 Maple Ave
Beacon Falls, CT 06403
(475) 777-6020
Fire Marshal Brian DeGeorge
Deputy Fire Marshal Cal Brennan

Gerry Smith
First Selectman
10 Maple Ave
Beacon Falls, CT 06403

June 5, 2023

First Selectman Smith,

Below is a report from the Fire Marshal's Office for the Month of May.

Route 8 North car fire investigation

170 Pinesbridge Rd- Mezzanine addition review

17 Old Turnpike Rd – New alarm test

127 Pinesbridge Rd – Knox Box Installation

1 Alliance Circle - Reissue blasting permit to Blastech

Any questions or concerns please contact me directly.

Respectfully,

A handwritten signature in black ink, appearing to be "B. DeGeorge", written over a horizontal line.

Fire Marshal
Brian DeGeorge



Town of Beacon Falls Office of the Fire Marshal



10 Maple Ave
Beacon Falls, CT 06403
(475) 777-6020
Fire Marshal Brian DeGeorge
Deputy Fire Marshal Cal Brennan

Gerry Smith
First Selectman
10 Maple Ave
Beacon Falls, CT 06403

June 5, 2023

First Selectman Smith,

Below is a report from the Fire Marshal's Office for the Month of April.

48 North Main St – Egress meeting, awaiting State Fire Marshal review

35 North Main St – Inspection

119 North Mian St- Inspection

158 Pinesbridge Rd – Sprinkler testing

85 Railroad Ave- Multi-family Inspection

26 Wolfe Ave- Multi-family Inspection

17 Railroad Ave- New construction building plan review

1 Alliance Circle - Reissue blasting permit to Blastech

Install 4 new smoke alarms and 1 CO alarm

Any questions or concerns please contact me directly.

Respectfully,

A handwritten signature in black ink, appearing to be "Brian DeGeorge", written over a horizontal line.

Fire Marshal
Brian DeGeorge



Town of Beacon Falls Office of the Fire Marshal



10 Maple Ave
Beacon Falls, CT 06403
(475) 777-6020
Fire Marshal Brian DeGeorge
Deputy Fire Marshal Cal Brennan

Gerry Smith
First Selectman
10 Maple Ave
Beacon Falls, CT 06403

June 5, 2023

First Selectman Smith,

Below is a report from the Fire Marshal's Office for the Month of March.

47 North Main St – Ongoing site meetings for egress issues

158 Pinesbridge Rd – Meeting with sprinkler company

Car fire on Route 8

57 South Main St – Liquor license

25 North Main St – Fire extinguisher Insp

Town hall smoke detector replacement

94 North Main St – New business walk through

17 Old Turnpike – Fire alarm plan review

1 Alliance Circle - Reissue blasting permit to Blastech

8 days for CME classes

Any questions or concerns please contact me directly.

Respectfully,

A handwritten signature in black ink, appearing to be "Brian DeGeorge", written over a horizontal line.

Fire Marshal
Brian DeGeorge

Town Monthly Report

TOWN OF BEACON FALLS CT

Len Greene Sr - Town Clerk

5/1/2023 TO 5/31/2023

ACCOUNT	AMOUNT
DOG FUND	
Dog License Fees	32.00
Dog License Fees - Town	5.00
Dog Surcharge	14.00
DOG FUND TOTAL:	51.00
FUND TOTAL	
Conveyance Tax - Town	11,041.81
Local Capital Improvement - Town	189.00
Miscellaneous	46.00
Recording Fees - Town Share MERS	539.00
FUND TOTAL:	11,815.81
RECORDING FEES & VITALS	
Burial Permit	10.00
Copies	470.00
Fish & Game - Town	5.00
Liquor Permits	0.00
Maps	100.00
Marriage Fees - Town	0.00
Notary Fees	0.00
Payment On Account	0.00
Recording Fees	2,464.00
Trade Names	10.00
RECORDING FEES & VITALS TOTAL:	3,059.00
TOWN CLERK SHARE	
Community Investment - Town Clerk MERS	110.00
Historic Preservation - Town Clerk Share	126.00
LOCIP - Town Clerk Share	63.00
TOWN CLERK SHARE TOTAL:	299.00
TRUST & AGENCY	
Community Investment Account - State	2,268.00
Conveyance Tax - State	33,125.43
Fish & Game - State	66.00
Historic Preservation - State	504.00
Marriage Fees - State	0.00
MERS Fees - State	2,480.00
TRUST & AGENCY TOTAL:	38,443.43
GRAND TOTAL:	53,668.24

Town Only

Terminal / Batch	
Terminal	2
Batch	2666

Cash	0.00	0
Check	0.00	0
Credit Card	0.00	0
Total	0.00	0


Last Assessor Bridge	
Run on:	05/16/2022

Percent Collection as of 06/02/2023

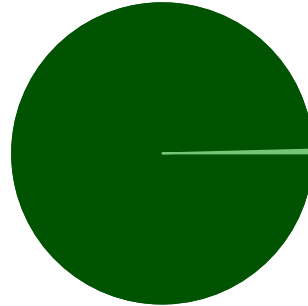
REAL ESTATE
 Uncollected - 1.54%
 Collected - 98.46%

PERSONAL PROPERTY
 Uncollected - 0.42%
 Collected - 99.58%

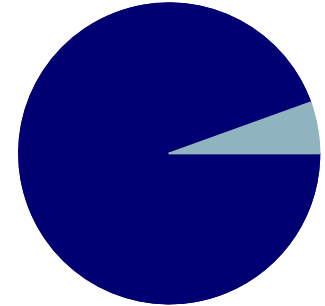
MV REGULAR
 Uncollected - 5.50%
 Collected - 94.50%



■ Total Due = \$224,503.83
■ Total Paid = \$14,368,501.11



■ Total Due = \$3,765.52
■ Total Paid = \$884,896.90



■ Total Due = \$101,945.36
■ Total Paid = \$1,751,747.95

Type	Total Billed	Total Paid	Total Due	Percent Collected
REAL ESTATE	14,593,004.94	14,368,501.11	224,503.83	98.46
PERSONAL PRO	888,662.42	884,896.90	3,765.52	99.58
MOTOR VEHICL	1,853,693.31	1,751,747.95	101,945.36	94.50
MOTOR SUPPLE	221,044.44	186,782.71	34,261.73	84.50
SEWER ASSESS	46,683.67	55,582.88	-8,899.21	119.06
WATER	10,629.01	21,251.11	-10,622.10	199.93
TOTALS:	\$17,613,717.79	\$17,268,762.66	\$344,955.13	

Original Beginning Balance Totals

Type	Count	Gross Assessment	Exemptions	Net Assessment	First Installment	Second Installment	Total Tax
REAL ESTATE	2,354	465,569,500	3,167,278	462,402,222	6,487,661.37	6,487,108.95	12,974,770.32
REAL ESTATE C	80	10,444,850	161,000	10,283,850	105,048.21	104,834.75	209,882.96
REAL ESTATE X	87	44,673,760	44,673,760	0	0.00	0.00	0.00
PERSONAL PROPERTY	270	44,236,722	12,846,342	31,390,380	446,800.42	441,862.00	888,662.42
MOTOR VEHICLE	5,927	66,987,899	359,050	66,628,849	1,878,921.79	0.00	1,878,921.79
MOTOR SUPPLEMENTAL	942	15,088,290	2,340	15,085,950	224,657.70	0.00	224,657.70
SEWER ASSESSMENT	238	0	0	0	40,733.59	0.00	40,733.59
WATER	178	0	0	0	10,154.64	0.00	10,154.64
TOTALS:	10,076	647,001,021	61,209,770	585,791,251	9,193,977.72	7,033,805.70	16,227,783.42

Waived Bills

Type	Count	Gross Assessment	Exemptions	Net Assessment	Total Tax	Waived Amount
TOTALS:	0	0	0	0	0.00	0.00

Summary of Cash Collections - Year to Date

Type	Taxes	Bond Int	Interest	Lien	Fees	Total
REAL ESTATE	14,368,501.11	0.00	28,926.60	0.00	80.00	14,397,507.71
PERSONAL PROPERTY	884,896.90	0.00	509.34	0.00	0.00	885,406.24
MOTOR VEHICLE	1,751,747.95	0.00	21,962.09	0.00	100.00	1,773,810.04
MOTOR SUPPLEMENTAL	186,782.71	0.00	2,113.48	0.00	40.00	188,936.19
SEWER ASSESSMENT	3,088.36	474.12	173.77	24.00	0.00	3,760.25
TOTALS:	17,195,017.03	474.12	53,685.28	24.00	220.00	17,249,420.43

Summary of Cash Collections - Monthly for June 2023

Type	Taxes	Bond Int	Interest	Lien	Fees	Total
REAL ESTATE	3,130.61	0.00	253.35	0.00	0.00	3,383.96
MOTOR VEHICLE	373.69	0.00	67.26	0.00	0.00	440.95
MOTOR SUPPLEMENTAL	171.64	0.00	15.45	0.00	0.00	187.09
TOTALS:	3,675.94	0.00	336.06	0.00	0.00	4,012.00

Town Only

Terminal / Batch	
Terminal	2
Batch	2666

Cash	0.00	0
Check	0.00	0
Credit Card	0.00	0
Total	0.00	0

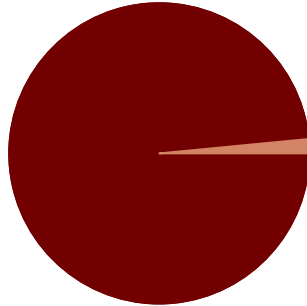
Last Assessor Bridge	
Run on:	05/16/2022

Percent Collection as of 06/02/2023

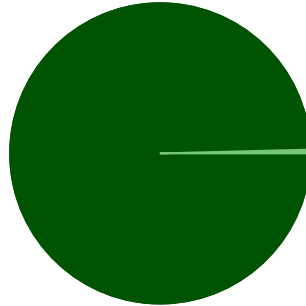
REAL ESTATE
 Uncollected - 1.54%
 Collected - 98.46%

PERSONAL PROPERTY
 Uncollected - 0.42%
 Collected - 99.58%

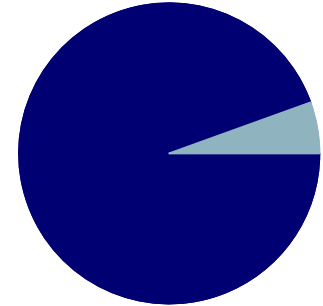
MV REGULAR
 Uncollected - 5.50%
 Collected - 94.50%



■ Total Due = \$224,503.83
■ Total Paid = \$14,368,501.11



■ Total Due = \$3,765.52
■ Total Paid = \$884,896.90



■ Total Due = \$101,945.36
■ Total Paid = \$1,751,747.95

Type	Total Billed	Total Paid	Total Due	Percent Collected
REAL ESTATE	14,593,004.94	14,368,501.11	224,503.83	98.46
PERSONAL PRO	888,662.42	884,896.90	3,765.52	99.58
MOTOR VEHICL	1,853,693.31	1,751,747.95	101,945.36	94.50
MOTOR SUPPLE	221,044.44	186,782.71	34,261.73	84.50
SEWER ASSESS	46,683.67	55,582.88	-8,899.21	119.06
WATER	10,629.01	21,251.11	-10,622.10	199.93
TOTALS:	\$17,613,717.79	\$17,268,762.66	\$344,955.13	

Original Beginning Balance Totals

Type	Count	Gross Assessment	Exemptions	Net Assessment	First Installment	Second Installment	Total Tax
REAL ESTATE	2,354	465,569,500	3,167,278	462,402,222	6,487,661.37	6,487,108.95	12,974,770.32
REAL ESTATE C	80	10,444,850	161,000	10,283,850	105,048.21	104,834.75	209,882.96
REAL ESTATE X	87	44,673,760	44,673,760	0	0.00	0.00	0.00
PERSONAL PROPERTY	270	44,236,722	12,846,342	31,390,380	446,800.42	441,862.00	888,662.42
MOTOR VEHICLE	5,927	66,987,899	359,050	66,628,849	1,878,921.79	0.00	1,878,921.79
MOTOR SUPPLEMENTAL	942	15,088,290	2,340	15,085,950	224,657.70	0.00	224,657.70
SEWER ASSESSMENT	238	0	0	0	40,733.59	0.00	40,733.59
WATER	178	0	0	0	10,154.64	0.00	10,154.64
TOTALS:	10,076	647,001,021	61,209,770	585,791,251	9,193,977.72	7,033,805.70	16,227,783.42

Waived Bills

Type	Count	Gross Assessment	Exemptions	Net Assessment	Total Tax	Waived Amount
TOTALS:	0	0	0	0	0.00	0.00

Summary of Cash Collections - Year to Date

Type	Taxes	Bond Int	Interest	Lien	Fees	Total
REAL ESTATE	14,368,501.11	0.00	28,926.60	0.00	80.00	14,397,507.71
PERSONAL PROPERTY	884,896.90	0.00	509.34	0.00	0.00	885,406.24
MOTOR VEHICLE	1,751,747.95	0.00	21,962.09	0.00	100.00	1,773,810.04
MOTOR SUPPLEMENTAL	186,782.71	0.00	2,113.48	0.00	40.00	188,936.19
SEWER ASSESSMENT	3,088.36	474.12	173.77	24.00	0.00	3,760.25
TOTALS:	17,195,017.03	474.12	53,685.28	24.00	220.00	17,249,420.43

Summary of Cash Collections - Monthly for June 2023

Type	Taxes	Bond Int	Interest	Lien	Fees	Total
REAL ESTATE	3,130.61	0.00	253.35	0.00	0.00	3,383.96
MOTOR VEHICLE	373.69	0.00	67.26	0.00	0.00	440.95
MOTOR SUPPLEMENTAL	171.64	0.00	15.45	0.00	0.00	187.09
TOTALS:	3,675.94	0.00	336.06	0.00	0.00	4,012.00

END OF MONTH BALANCING

May 2023

Last Months Uncollected Tax on GRBBS-		\$ <u>809,715.72</u>
Subtract TAX collected on CASH REPORT for Month-		\$ <u>52,799.04</u>
	Subtotal	\$ <u>756,916.68</u>
Add in Bounced Checks (Tax Column only)		\$ <u>4,441.42</u>
	Subtotal-	\$ <u>761,358.10</u>
Add in Refunds (Tax Column only)		\$ <u>1,061.95</u>
	Subtotal-	\$ <u>762,420.05</u>
Adjustments-Add if net is increase		\$ _____
-Subtract if net is Decrease		\$ <u>412.30</u>
	Subtotal-	\$ <u>762,007.75</u>
Transfers-Add if tax amount is negative		\$ _____
-Subtract if positive		\$ _____
	Subtotal-	\$ <u>762,007.75</u>
_Suspense put on as of -subtract		\$ <u>39,663.06</u>
	Subtotal-	\$ <u>722,344.69</u>
Current Month Uncollected Tax on GRBBS-		\$ <u>722,344.69</u>
	<u>Difference</u>	<u>(\$0)</u>

GRAND RATEBOOK BALANCE SHEET REPORT
TOWN OF BEACON FALLS
GRAND LIST YEAR 2021

Year: 2006 To 2022, Pay Date: 04/30/2023, Time: 06/02/2023 09:44:08 am All

YEAR/TYPE	ACTS	BEGINNING BALANCE	Dist:No LAWFUL INC.	Act/Susp: Active, CORRECTIONS DEC.	Cycle: 00 To 00, TAXES CURRENT SUSPENSE	Type: CITY, Bill TAXES/BINT PAID	Type: 14 CODE T INTEREST PAID	L+FEES PAID	TOTAL PAID	OVER PAID	UNCOLLECTED TAXES
REAL ESTAT	5	5,030.42	0.00	0.00	5,030.42	0.00	0.00	0.00	0.00	0.00	5,030.42
MOTOR VEH	3	557.92	0.00	0.00	557.92	0.00	0.00	0.00	0.00	0.00	557.92
MVS	1	1.88	0.00	0.00	1.88	0.00	0.00	0.00	0.00	0.00	1.88
YR: 2006	9	5,590.22	0.00	0.00	5,590.22	0.00	0.00	0.00	0.00	0.00	5,590.22
REAL ESTAT	5	5,485.14	0.00	0.00	5,485.14	0.00	0.00	0.00	0.00	0.00	5,485.14
MOTOR VEH	3	495.35	0.00	0.00	495.35	0.00	0.00	0.00	0.00	0.00	495.35
YR: 2007	8	5,980.49	0.00	0.00	5,980.49	0.00	0.00	0.00	0.00	0.00	5,980.49
REAL ESTAT	6	5,374.22	0.00	0.00	5,374.22	0.00	0.00	0.00	0.00	0.00	5,374.22
MOTOR VEH	9	1,404.14	0.00	0.00	1,404.14	0.00	0.00	0.00	0.00	0.00	1,404.14
YR: 2008	15	6,778.36	0.00	0.00	6,778.36	0.00	0.00	0.00	0.00	0.00	6,778.36
REAL ESTAT	7	6,414.88	0.00	0.00	6,414.88	0.00	0.00	0.00	0.00	0.00	6,414.88
MOTOR VEH	8	954.16	0.00	0.00	954.16	0.00	0.00	0.00	0.00	0.00	954.16
MVS	1	145.15	0.00	0.00	145.15	0.00	0.00	0.00	0.00	0.00	145.15
YR: 2009	16	7,514.19	0.00	0.00	7,514.19	0.00	0.00	0.00	0.00	0.00	7,514.19
REAL ESTAT	8	7,754.88	0.00	0.00	7,754.88	0.00	0.00	0.00	0.00	0.00	7,754.88
MOTOR VEH	11	2,116.45	0.00	0.00	2,116.45	0.00	0.00	0.00	0.00	0.00	2,116.45
MVS	1	42.62	0.00	0.00	42.62	0.00	0.00	0.00	0.00	0.00	42.62
YR: 2010	20	9,913.95	0.00	0.00	9,913.95	0.00	0.00	0.00	0.00	0.00	9,913.95
REAL ESTAT	8	7,198.76	0.00	0.00	7,198.76	0.00	0.00	0.00	0.00	0.00	7,198.76
MOTOR VEH	1	263.42	0.00	0.00	263.42	0.00	0.00	0.00	0.00	0.00	263.42
YR: 2011	9	7,462.18	0.00	0.00	7,462.18	0.00	0.00	0.00	0.00	0.00	7,462.18
REAL ESTAT	9	7,383.92	0.00	0.00	7,383.92	0.00	0.00	0.00	0.00	0.00	7,383.92
MOTOR VEH	4	627.05	0.00	0.00	627.05	0.00	0.00	0.00	0.00	-27.86	627.05
MVS	3	744.22	0.00	0.00	744.22	0.00	0.00	0.00	0.00	0.00	744.22
YR: 2012	16	8,755.19	0.00	0.00	8,755.19	0.00	0.00	0.00	0.00	-27.86	8,755.19
REAL ESTAT	9	7,886.50	0.00	0.00	7,886.50	0.00	49.66	120.34	0.00	170.00	7,836.84

GRAND RATEBOOK BALANCE SHEET REPORT
TOWN OF BEACON FALLS
GRAND LIST YEAR 2021

Year: 2006 To 2022, Pay Date: 04/30/2023, Time: 06/02/2023 09:44:12 am

All

Page: 3

Conditions: YEAR/TYPE	Recap By ACTS	Yes BEGINNING BALANCE	Recap By DIST: No INC.	Act/Susp: Active, CORRECTIONS DEC.	Cycle: 00 To 00, TAXES COLLECTABLE	00 To 00, CURRENT SUSPENSE	Type: CITY, Bill TAXES/BINT PAID	Type: 14 CODE T INTEREST PAID	L+FEES PAID	TOTAL PAID	OVER PAID	UNCOLLECTED TAXES
REAL ESTAT	1,964	68,475.11	0.00	0.00	68,475.11	0.00	32,898.69	10,457.59	318.00	43,674.28	-1,460.07	35,576.42
PERS PROP	78	11,609.07	0.00	0.00	11,609.07	0.00	63.90	31.63	0.00	95.53	0.00	11,545.17
MOTOR VEH	587	25,531.85	861.96	-1,003.77	25,390.04	0.00	4,717.66	2,069.00	605.87	7,392.53	-663.99	20,672.38
MVS	888	7,801.31	205.96	-249.86	7,757.41	0.00	-527.22	0.00	0.00	2,324.45	-63.64	6,122.84
YR: 2019	3,517	113,417.34	1,067.92	-1,253.63	113,231.63	0.00	39,314.82	13,046.52	1,125.45	53,486.79	-2,187.70	73,916.81
					REFUND		-527.22	0.00	0.00			
REAL ESTAT	2,772	162,533.49	0.00	0.00	162,533.49	0.00	53,238.83	11,185.67	624.00	65,048.50	-12,539.08	109,294.66
PERS PROP	273	12,500.74	0.00	0.00	12,500.74	0.00	419.68	76.28	0.00	495.96	0.00	12,081.06
MOTOR VEH	5,801	72,719.05	572.36	-4,288.73	69,002.68	0.00	-54.36	0.00	0.00	37,700.63	-588.99	40,836.96
MVS	1,198	35,459.89	0.00	-187.19	35,272.70	0.00	28,165.72	7,850.75	1,684.16	20,372.83	0.00	17,597.77
YR: 2020	10,044	283,213.17	572.36	-4,475.92	279,309.61	0.00	99,499.16	21,810.60	2,308.16	123,617.92	-13,128.07	179,810.45
					REFUND		-3,144.91	0.00	0.00			
REAL ESTAT	2,795	14,577,472.02	16,302.68	-651.98	14,593,122.72	0.00	14,335,864.69	25,704.35	80.00	14,361,649.04	-11,331.41	257,258.03
PERS PROP	270	888,662.42	0.00	0.00	888,662.42	0.00	-5,746.66	0.00	0.00	885,173.20	0.00	3,980.53
MOTOR VEH	5,927	1,878,921.79	8,810.74	-34,039.22	1,853,693.31	0.00	1,743,146.23	20,459.57	80.00	1,763,685.80	-957.61	110,547.08
MVS	942	224,657.70	1,428.69	-5,041.95	221,044.44	0.00	-6,856.36	-10.19	0.00	182,744.37	-3.56	40,021.78
YR: 2021	9,934	17,569,713.93	26,542.11	-39,733.15	17,556,522.89	0.00	17,144,715.47	48,336.94	200.00	17,193,252.41	-12,292.58	411,807.42
					REFUND		-13,719.54	-10.19	0.00			
Grand Total	24,202	18,122,883.74	28,182.39	-46,025.61	18,105,040.52	0.00	17,295,324.80	92,214.83	3,935.75	17,391,475.38	-29,183.07	809,715.72
					REFUND		-17,844.77	-10.19	0.00			

GRAND RATEBOOK BALANCE SHEET REPORT
TOWN OF BEACON FALLS
GRAND LIST YEAR 2021

Year: 2006 To 2022, Pay Date: 05/31/2023, Time: 06/02/2023 09:44:53 am All

YEAR/TYPE	ACTS	BEGINNING BALANCE	Dist: No LAWFUL INC.	Act/Susp: Active, CORRECTIONS DEC.	Cycle: 00 To 00, TAXES COLLECTABLE	Current SUSPENSE	Type: CITY, Bill TAXES/BINT PAID	Type: 14 CODE T INTEREST PAID	L+FEES PAID	TOTAL PAID	OVER PAID	UNCOLLECTED TAXES
REAL ESTAT	5	5,030.42	0.00	0.00	5,030.42	0.00	0.00	0.00	0.00	0.00	0.00	5,030.42
MOTOR VEH	3	557.92	0.00	0.00	557.92	0.00	0.00	0.00	0.00	0.00	0.00	557.92
MVS	1	1.88	0.00	0.00	1.88	0.00	0.00	0.00	0.00	0.00	0.00	1.88
YR: 2006	9	5,590.22	0.00	0.00	5,590.22	0.00	0.00	0.00	0.00	0.00	0.00	5,590.22
REAL ESTAT	5	5,485.14	0.00	0.00	5,485.14	0.00	0.00	0.00	0.00	0.00	0.00	5,485.14
MOTOR VEH	3	495.35	0.00	0.00	495.35	0.00	0.00	0.00	0.00	0.00	0.00	495.35
YR: 2007	8	5,980.49	0.00	0.00	5,980.49	0.00	0.00	0.00	0.00	0.00	0.00	5,980.49
REAL ESTAT	6	5,374.22	0.00	0.00	5,374.22	0.00	0.00	0.00	0.00	0.00	0.00	5,374.22
MOTOR VEH	9	1,404.14	0.00	0.00	1,404.14	0.00	0.00	0.00	0.00	0.00	0.00	1,404.14
YR: 2008	15	6,778.36	0.00	0.00	6,778.36	0.00	0.00	0.00	0.00	0.00	0.00	6,778.36
REAL ESTAT	7	6,414.88	0.00	0.00	6,414.88	0.00	0.00	0.00	0.00	0.00	0.00	6,414.88
MOTOR VEH	8	954.16	0.00	0.00	954.16	0.00	0.00	0.00	0.00	0.00	0.00	954.16
MVS	1	145.15	0.00	0.00	145.15	0.00	0.00	0.00	0.00	0.00	0.00	145.15
YR: 2009	16	7,514.19	0.00	0.00	7,514.19	0.00	0.00	0.00	0.00	0.00	0.00	7,514.19
REAL ESTAT	8	7,754.88	0.00	0.00	7,754.88	0.00	0.00	0.00	0.00	0.00	0.00	7,754.88
MOTOR VEH	11	2,116.45	0.00	0.00	2,116.45	0.00	0.00	0.00	0.00	0.00	0.00	2,116.45
MVS	1	42.62	0.00	0.00	42.62	0.00	0.00	0.00	0.00	0.00	0.00	42.62
YR: 2010	20	9,913.95	0.00	0.00	9,913.95	0.00	0.00	0.00	0.00	0.00	0.00	9,913.95
REAL ESTAT	8	7,198.76	0.00	0.00	7,198.76	0.00	0.00	0.00	0.00	0.00	0.00	7,198.76
MOTOR VEH	1	263.42	0.00	0.00	263.42	0.00	0.00	0.00	0.00	0.00	0.00	263.42
YR: 2011	9	7,462.18	0.00	0.00	7,462.18	0.00	0.00	0.00	0.00	0.00	0.00	7,462.18
REAL ESTAT	9	7,383.92	0.00	0.00	7,383.92	0.00	0.00	0.00	0.00	0.00	0.00	7,383.92
MOTOR VEH	4	627.05	0.00	0.00	627.05	0.00	0.00	0.00	0.00	0.00	-27.86	627.05
MVS	3	744.22	0.00	0.00	744.22	0.00	0.00	0.00	0.00	0.00	0.00	744.22
YR: 2012	16	8,755.19	0.00	0.00	8,755.19	0.00	0.00	0.00	0.00	0.00	-27.86	8,755.19
REAL ESTAT	9	7,886.50	0.00	0.00	7,886.50	0.00	49.66	120.34	0.00	170.00	0.00	7,836.84

GRAND RATEBOOK BALANCE SHEET REPORT
TOWN OF BEACON FALLS
GRAND LIST YEAR 2021

Year: 2006 To 2022, Pay Date: 05/31/2023, Time: 06/02/2023 09:44:53 am All
 Conditions: Recap By Year: Yes Recap By Year: Yes Dist: No Act/Susp: Active, Cycle: 00 To 00, Type: CITY, Bill Type: 14 CODE T

YEAR/TYPE	ACTS	BEGINNING BALANCE	LAWFUL INC.	CORRECTIONS DEC.	TAXES COLLECTABLE	CURRENT SUSPENSE	TAXES/BINT PAID	INTEREST PAID	L+FEES PAID	TOTAL PAID	OVER PAID	UNCOLLECTED TAXES
MOTOR VEH	4	255.27	0.00	0.00	255.27	0.00	0.00	0.00	0.00	0.00	-111.10	255.27
YR: 2013	13	8,141.77	0.00	0.00	8,141.77	0.00	49.66	120.34	0.00	170.00	-111.10	8,092.11
REAL ESTAT	12	7,883.68	0.00	0.00	7,883.68	0.00	152.56	150.54	24.00	327.10	0.00	7,731.12
PERS PROP	2	0.00	0.00	0.00	0.00	0.00	0.00	0.00	0.00	0.00	0.00	0.00
MOTOR VEH	9	-498.94	0.00	0.00	-498.94	0.00	0.00	0.00	0.00	0.00	-498.94	-498.94
YR: 2014	23	7,384.74	0.00	0.00	7,384.74	0.00	152.56	150.54	24.00	327.10	-498.94	7,232.18
REAL ESTAT	23	8,482.34	0.00	0.00	8,482.34	0.00	0.00	137.65	24.00	161.65	0.00	8,482.34
PERS PROP	2	0.00	0.00	0.00	0.00	0.00	0.00	0.00	0.00	0.00	0.00	0.00
MOTOR VEH	12	-15.54	0.00	0.00	-15.54	0.00	0.00	0.00	0.00	0.00	-15.54	-15.54
MVS	2	0.00	0.00	0.00	0.00	0.00	0.00	0.00	0.00	0.00	0.00	0.00
YR: 2015	39	8,466.80	0.00	0.00	8,466.80	0.00	0.00	137.65	24.00	161.65	-15.54	8,466.80
REAL ESTAT	43	11,206.70	0.00	0.00	11,206.70	0.00	3,470.52	2,310.04	24.00	5,804.56	0.00	7,736.18
PERS PROP	1	0.00	0.00	0.00	0.00	0.00	0.00	0.00	0.00	0.00	0.00	0.00
MOTOR VEH	20	-14.43	0.00	0.00	-14.43	0.00	0.00	0.00	0.00	0.00	-14.43	-14.43
MVS	7	0.00	0.00	0.00	0.00	0.00	0.00	0.00	0.00	0.00	0.00	0.00
YR: 2016	71	11,192.27	0.00	0.00	11,192.27	0.00	3,470.52	2,310.04	24.00	5,804.56	-14.43	7,721.75
REAL ESTAT	52	13,503.57	0.00	0.00	13,503.57	0.00	3,555.54	3,344.73	72.00	6,972.27	0.00	9,948.03
PERS PROP	6	0.00	0.00	0.00	0.00	0.00	0.00	0.00	0.00	0.00	0.00	0.00
MOTOR VEH	66	-106.84	0.00	0.00	-106.84	0.00	0.00	0.00	0.00	0.00	-106.84	-106.84
MVS	31	-26.50	0.00	0.00	-26.50	0.00	0.00	0.00	0.00	0.00	-26.50	-26.50
YR: 2017	155	13,370.23	0.00	0.00	13,370.23	0.00	3,555.54	3,344.73	72.00	6,972.27	-133.34	9,814.69
REAL ESTAT	55	21,083.86	0.00	0.00	21,083.86	-5,748.70	3,732.16	2,250.58	54.00	6,036.74	-40.16	11,603.00
PERS PROP	11	8,642.24	0.00	0.00	8,642.24	-8,631.32	10.92	-10.92	0.00	0.00	0.00	0.00
MOTOR VEH	157	21,994.86	0.00	-562.91	21,431.95	-21,651.05	514.25	448.72	104.14	1,067.11	-733.35	-733.35
MVS	90	4,267.95	0.00	0.00	4,267.95	-3,631.99	-144.68	0.00	0.00	1,247.72	0.00	0.00
YR: 2018	313	55,988.91	0.00	-562.91	55,426.00	-39,663.06	4,893.29	3,223.98	234.30	8,351.57	-773.51	10,869.65
							-453.10	0.00	0.00			

GRAND RATEBOOK BALANCE SHEET REPORT
TOWN OF BEACON FALLS
GRAND LIST YEAR 2021

Year: 2006 To 2022, Pay Date: 05/31/2023, Time: 06/02/2023 09:44:56 am All

Page: 3

YEAR/TYPE	ACTS	BEGINNING BALANCE	Recap By Year:Yes	Recap By Dist:No	LAWFUL INC.	Act/Susp: Active, CORRECTIONS DEC.	Cycle: 00 To 00, TAXES COLLECTABLE	Current SUSPENSE	Type: CITY, Bill TAXES/BINT PAID	Type: 14 CODE T INTEREST PAID	L+FEES PAID	TOTAL PAID	OVER PAID	UNCOLLECTED TAXES
REAL ESTAT	1,964	68,475.11			0.00	-149.34	68,325.77	0.00	32,898.69	10,457.59	318.00	43,674.28	-1,609.41	35,427.08
PERS PROP	78	11,609.07			0.00	0.00	11,609.07	0.00	63.90	31.63	0.00	95.53	0.00	11,545.17
MOTOR VEH	587	25,531.85		861.96	-1,003.77		25,390.04	0.00	5,560.95	2,360.06	733.70	8,654.71	-663.99	19,829.09
MVS	888	7,801.31		205.96	-249.86		7,757.41	0.00	1,817.01	564.92	240.44	2,622.37	-63.64	5,940.40
YR: 2019	3,517	113,417.34		1,067.92	-1,402.97		113,082.29	0.00	40,340.55	13,414.20	1,292.14	55,046.89	-2,337.04	72,741.74
							REFUND		-527.22	0.00	0.00			
REAL ESTAT	2,772	162,533.49			0.00	-145.18	162,388.31	0.00	53,238.83	11,185.67	624.00	65,048.50	-12,684.26	109,149.48
PERS PROP	273	12,500.74			0.00	0.00	12,500.74	0.00	610.76	125.01	0.00	735.77	0.00	11,889.98
MOTOR VEH	5,801	72,719.05		572.36	-4,288.73		69,002.68	0.00	28,787.29	8,251.39	1,922.98	38,961.66	-19.07	40,215.39
MVS	1,198	35,459.89		0.00	-187.19		35,272.70	0.00	19,268.74	3,104.33	0.00	22,373.07	0.00	16,003.96
YR: 2020	10,044	283,213.17		572.36	-4,621.10		279,164.43	0.00	101,905.62	22,666.40	2,546.98	127,119.00	-12,703.33	177,258.81
							REFUND		-3,714.83	0.00	0.00			
REAL ESTAT	2,795	14,577,472.02		16,302.68	-769.76		14,593,004.94	0.00	14,365,370.50	28,673.25	80.00	14,394,123.75	-7,797.67	227,634.44
PERS PROP	270	888,662.42		0.00	0.00		888,662.42	0.00	884,896.90	509.34	0.00	885,406.24	0.00	3,765.52
MOTOR VEH	5,927	1,878,921.79		8,810.74	-34,039.22		1,853,693.31	0.00	1,751,374.26	21,894.83	100.00	1,773,369.09	-465.58	102,319.05
MVS	942	224,657.70		1,428.69	-5,041.95		221,044.44	0.00	186,611.07	2,098.03	40.00	188,749.10	-3.56	34,433.37
YR: 2021	9,934	17,569,713.93		26,542.11	-39,850.93		17,556,405.11	0.00	17,188,252.73	53,175.45	220.00	17,241,648.18	-8,266.81	368,152.38
							REFUND		-14,211.57	-10.19	0.00			
Grand Total	24,202	18,122,883.74		28,182.39	-46,437.91		18,104,628.22	-39,663.06	17,342,620.47	98,543.33	4,437.42	17,445,601.22	-24,881.90	722,344.69
							REFUND		-18,906.72	-10.19	0.00			

**CASH REPORT
TOWN OF BEACON FALLS**

MONTHLY REPORT BY BILLING YEAR **CASH: CITY** **Date: 06/02/2023** **Pay Date: 05/01/2023 To 05/31/2023** **Time: 09:48:08** **Page: 2**
Condition: Year From: 2006 TO 2022 **District:** **All Term#** **Total Only: NO** **Bill Type: 14 CODE T** **Susp/Credit: ALL** **Cycle #: 00 TO 00**
Recap Option: Year Type

BILL #	S-D	CITY Gross	INTEREST Exmpt	LIEN Net	FEES Tax	BINT	TOTAL	DATE PAID	K	TP	OVR	BATCH	TRANS#	TERM#	NAME
TOT YR 2020		2,976.38	855.80	0.00	238.82	0.00	4,071.00								
2021-1-0000004		245.16	29.42	0.00	0.00	0.00	274.58	05/04/2023	#T	P		2661	1	2	17 DONNA LL
2021-1-0000019		142.68	10.70	0.00	0.00	0.00	153.38	05/25/2023	#T	P		2128	1	3	ADINOLFI JE
2021-1-0000068		1,170.01	87.75	0.00	0.00	0.00	1,257.76	05/08/2023	#T	P		2122	6	3	MURTISHI ZA
2021-1-0000356		1,588.77	120.82	0.00	0.00	0.00	1,709.59	05/11/2023	#T	P		1846	1	90	BELLOWS AMY
2021-1-0000443		1,505.25	112.89	0.00	0.00	0.00	1,618.14	05/02/2023	#T	P		1838	1	90	BREARE EDWA
2021-1-0000660		2,480.08	186.01	0.00	0.00	0.00	2,666.09	05/15/2023	#T	P		2663	1	2	CONTOIS DEL
2021-1-0000674		1,992.77	149.46	0.00	0.00	0.00	2,142.23	05/10/2023	#T	P		2123	1	3	COTAS JOSE
2021-1-0000743		1,961.89	147.14	0.00	0.00	0.00	2,109.03	05/05/2023	#T	P		1841	5	90	DECAMPOS JO
2021-1-0000754		656.70	343.30	0.00	0.00	0.00	1,000.00	05/08/2023	#T	P	P	2122	1	3	DEGEORGE EL
2021-1-0000754		2,204.20	0.00	0.00	0.00	0.00	2,204.20	05/31/2023	#T	P		2130	1	3	DEGEORGE EL
2021-1-0000952		3,168.17	237.61	0.00	0.00	0.00	3,405.78	05/17/2023	#T	P		2125	1	3	FERNANDES J
2021-1-0001097		1,255.69	44.31	0.00	0.00	0.00	1,300.00	05/10/2023	#T	P	O	2123	2	3	GREGOIRE DA
2021-1-0001409		2,603.79	195.28	0.00	0.00	0.00	2,799.07	05/01/2023	#T	P		2120	1	3	KURBIKOFF P
2021-1-0001530		0.02	0.00	0.00	0.00	0.00	0.02	05/04/2023	#T	P		2660	2	2	LUND MICHAEL
2021-1-0001532		297.68	22.33	0.00	0.00	0.00	320.01	05/09/2023	#T	P		1844	2	90	BUTLER RAMN
2021-1-0001670		2,386.68	143.20	0.00	0.00	0.00	2,529.88	05/01/2023	#T	P		1837	1	90	MICKNAK CHE
2021-1-0001874		444.04	33.30	0.00	0.00	0.00	477.34	05/05/2023	#T	P		1841	1	90	PAPP JOHN
2021-1-0001928		2,594.90	194.62	0.00	0.00	0.00	2,789.52	05/04/2023	#T	P		1840	1	90	MCGEE JOHN
2021-1-0002023		4,510.92	541.31	0.00	0.00	0.00	5,052.23	05/10/2023	#T	P		1845	2	90	REDDEN ANDR
2021-1-0002055		2,291.96	171.90	0.00	0.00	0.00	2,463.86	05/24/2023	#T	P		2127	1	3	RICHARDS LA
2021-1-0002070		18.11	0.27	0.00	0.00	0.00	18.38	05/04/2023	#T	P		2660	1	2	ROBERTS BYR
2021-1-0002200		302.72	197.28	0.00	0.00	0.00	500.00	05/08/2023	#T	P		1842	2	90	SCOTT GEORG
TOT REAL ESTATE		33,822.19	2,968.90	0.00	0.00	0.00	36,791.09								
2021-2-0040109		193.78	14.53	0.00	0.00	0.00	208.31	05/08/2023	#T	P		2122	5	3	GREENWICH W
2021-2-0040203		21.23	3.50	0.00	0.00	0.00	24.73	05/19/2023	#T	P		1850	2	90	REPUTABLE W
TOT PERS PROP		215.01	18.03	0.00	0.00	0.00	233.04								
2021-3-0050292		385.02	63.53	0.00	0.00	0.00	448.55	05/30/2023	#T	P		1856	3	90	BARTLETT CI
2021-3-0050686		484.67	79.97	0.00	0.00	0.00	564.64	05/03/2023	#T	P		2121	6	3	BURDZY DERR
2021-3-0050687		75.02	12.38	0.00	0.00	0.00	87.40	05/16/2023	#T	P		2664	1	2	BURDZY DERR
2021-3-0050843		188.83	31.16	0.00	0.00	0.00	219.99	05/09/2023	#T	P		1844	3	90	CARMO KEVIN
2021-3-0050989		69.36	10.40	0.00	0.00	0.00	79.76	05/01/2023	#T	P		1836	5	90	CHRISTIANO
2021-3-0050990		351.89	52.78	0.00	0.00	0.00	404.67	05/01/2023	#T	P		1836	6	90	CHRISTIANO
2021-3-0051088		65.40	10.79	0.00	0.00	0.00	76.19	05/30/2023	#T	P		2129	1	3	CORDONE RON
2021-3-0051579		88.04	14.53	0.00	0.00	0.00	102.57	05/10/2023	#T	P		1845	3	90	DUBAIL DAVI
2021-3-0051580		438.52	72.36	0.00	0.00	0.00	510.88	05/10/2023	#T	P		1845	4	90	DUBAIL DAVI
2021-3-0052053		14.16	2.34	0.00	0.00	0.00	16.50	05/23/2023	#T	P		1853	1	90	GILLOREN CH
2021-3-0052054		292.44	48.25	0.00	0.00	0.00	340.69	05/22/2023	#T	P		1851	1	90	GILLOREN CH
2021-3-0052058		125.98	20.79	0.00	0.00	0.00	146.77	05/01/2023	#T	P		2659	1	2	GIULIANI LU
2021-3-0052059		388.41	64.09	0.00	0.00	0.00	452.50	05/01/2023	#T	P		2659	2	2	GIULIANI LU
2021-3-0052060		443.05	73.10	0.00	0.00	0.00	516.15	05/01/2023	#T	P		2659	3	2	GIULIANI LU
2021-3-0052061		221.95	36.62	0.00	0.00	0.00	258.57	05/01/2023	#T	P		2659	4	2	GIULIANI LU
2021-3-0052199		241.20	39.80	0.00	0.00	0.00	281.00	05/23/2023	#T	P		2126	1	3	GUTIERREZ M
2021-3-0052336		5.27	2.00	0.00	0.00	0.00	7.27	05/31/2023	#T	P		1857	1	90	HERNANDEZ N
2021-3-0052337		160.80	26.53	0.00	0.00	0.00	187.33	05/31/2023	#T	P		1857	2	90	HERNANDEZ N
2021-3-0052338		285.93	47.18	0.00	0.00	0.00	333.11	05/31/2023	#T	P		1857	3	90	HERNANDEZ N
2021-3-0052339		134.19	22.14	0.00	0.00	0.00	156.33	05/31/2023	#T	P		1857	4	90	HERNANDEZ N
2021-3-0052585		482.97	79.69	0.00	0.00	0.00	562.66	05/22/2023	#T	P		1852	1	90	JARNIGAN JU
2021-3-0052772		251.68	41.53	0.00	0.00	0.00	293.21	05/15/2023	#T	P		1848	1	90	KEOGH-BIGGS
2021-3-0052773		214.59	35.41	0.00	0.00	0.00	250.00	05/15/2023	#T	P		1848	2	90	KEOGH-BIGGS
2021-3-0052774		778.24	128.41	0.00	0.00	0.00	906.65	05/15/2023	#T	P		1848	3	90	KEOGH-BIGGS
2021-3-0053014		63.98	10.56	0.00	20.00	0.00	94.54	05/08/2023	#T	P		1843	4	90	NG LAPKE ERIC
2021-3-0053015		44.02	7.26	0.00	0.00	0.00	51.28	05/08/2023	#T	P		1843	3	90	LAPKE ERIC
2021-3-0054710		115.50	19.06	0.00	0.00	0.00	134.56	05/26/2023	#T	P		1855	1	90	SCHUMACHER

**CASH REPORT
TOWN OF BEACON FALLS**

MONTHLY REPORT BY BILLING YEAR

CASH: CITY

Date: 06/02/2023

Pay Date: 05/01/2023 To 05/31/2023

Time: 09:48:11

Page: 4

Condition: Year From: 2006 TO 2022

District:

All Term#

Total Only: NO

Bill Type: 14 CODE T

Susp/Credit: ALL Cycle #: 00 TO 00

Recap Option: Year Type

BILL #

S-D

CITY
Gross

INTEREST
Exmpt

LIEN
Net

FEEs

Tax

BINT

TOTAL

DATE PAID

K

TP

OVR

BATCH

TRANS#

TERM#

NAME

TOT CUR/YR COLL.	48,470.71	4,856.71	0.00	20.00	0.00	53,347.42											
TOT BACK/YR COLL.	4,614.09	1,791.90	0.00	569.82	0.00	6,975.81											
TOT ACTIVE	52,799.04	6,346.70	0.00	501.67	0.00	59,647.41											
TOT SUSPENSE	285.76	301.91	0.00	88.15	0.00	675.82											
GRAND TOTAL	53,084.80	6,648.61	0.00	589.82	0.00	60,323.23											
CITY	CURRENT:	53,347.42	BACK :	6,975.81													

RECEIPT TOTAL 60,323.23
 CASH TOTAL 6,660.41
 CHANGE TOTAL 115.70

 CASH BALANCE 6,544.71
 CHECK TOTAL 18,808.44
 CREDIT TOTAL 34,970.08
 DEBIT TOTAL 0.00
 DEPOSIT TOTAL 25,353.15 *** (EXCLUDE CREDIT AND DEBIT CARD)

 DEPOSIT TOTAL 60,323.23

ADJUSTMENT REPORT
TOWN OF BEACON FALLS

MONTHLY REPORT BY ADJUSTMENT CODE

CASH: CITY Date: 06/02/2023 Pay Date: 05/01/2023 To 05/31/2023 Time: 09:48:12 Page: 2
Condition: Year From: 2006 TO 2022 District: All Term# Bill Type: 14 CODE T Susp/Credit: ALL Cycle #: 00 TO 00

BILL # S-D ADJ ASSM EXEMP CODE COC DATE-PAID MON TP OVR BATCH TRANS# TERM# NAME PLAN

TOT CUR/YR COLL.	-117.78	-4160	0
	-117.78		
TOT BACK/YR COLL.	-294.52	-8320	0
	-294.52		
TOT ACTIVE ONLY	-412.30	-12480	0
	412.30		
GRAND TOTAL	-412.30	-12480	0
	-412.30		

**BOUNCED CHECKS
TOWN OF BEACON FALLS**

MONTHLY REPORT BY BILLING YEAR CASH: CITY Date: 06/02/2023 Pay Date: 05/01/2023 To 05/31/2023 Time: 09:48:11 Page: 7
 Condition: Year From: 2006 TO 2022 District: All Term# Total Only: NO Bill Type: 14 CODE T Susp/Credit: ALL Cycle #: 00 TO 00
 Recap Option: Year Type

BILL #	S-D	CITY Gross	INTEREST Exmpt	LIEN Net	FEES	Tax	BINT	TOTAL	DATE PAID	K	TP	OVR	BATCH	TRANS#	TERM#	NAME
2021-1-0001444		-4,316.38	0.00	0.00	0.00		0.00	-4,316.38	05/03/2023	#T	C		483	1	10	LAPKE ERIC
TOT REAL ESTATE		-4,316.38	0.00	0.00	0.00		0.00	-4,316.38								
2021-3-0053014		-63.98	-9.60	0.00	0.00		0.00	-73.58	05/03/2023	#T	C	C	483	2	10	LAPKE ERIC
2021-3-0053015		-44.02	-6.60	0.00	0.00		0.00	-50.62	05/03/2023	#T	C		483	3	10	LAPKE ERIC
TOT MOTOR VEH		-108.00	-16.20	0.00	0.00		0.00	-124.20								
2021-4-0080476		-17.04	-2.00	0.00	0.00		0.00	-19.04	05/03/2023	#T	C		483	4	10	LAPKE ERIC
TOT MVS		-17.04	-2.00	0.00	0.00		0.00	-19.04								
TOT YR 2021		-4,441.42	-18.20	0.00	0.00		0.00	-4,459.62								
TOT CUR/YR COLL.		-4,441.42	-18.20	0.00	0.00		0.00	-4,459.62								
TOT ACTIVE		-4,441.42	-18.20	0.00	0.00		0.00	-4,459.62								
GRAND TOTAL		-4,441.42	-18.20	0.00	0.00		0.00	-4,459.62								
BOUNCE CKS		-4,441.42	-18.20	0.00	0.00		0.00	-4,459.62								
CITY	CURRENT:		-4,459.62	BACK :		0.00										

RECEIPT TOTAL	-4,459.62	
CASH TOTAL	0.00	
CHANGE TOTAL	0.00	

ASH BALANCE	0.00	
HECK TOTAL	0.00	
REDIT TOTAL	0.00	
EBIT TOTAL	0.00	
EPOSIT TOTAL	-4,459.62	*** (EXCLUDE CREDIT AND DEBIT CARD)

EPOSIT TOTAL	-4,459.62	

**REFUNDS
TOWN OF BEACON FALLS**

MONTHLY REPORT BY BILLING YEAR CASH: CITY Date: 06/02/2023 Pay Date: 05/01/2023 To 05/31/2023 Time: 09:48:12 Page: 8
 Condition: Year From: 2006 TO 2022 District: All Term# Total Only: NO Bill Type: 14 CODE T Susp/Credit: ALL Cycle #: 00 TO 00
 Recap Option: Year Type

BILL #	S-D	CITY Gross	INTEREST Exmpt	LIEN Net	FEEES Tax	BINT	TOTAL	DATE PAID	K	TP	OVR	BATCH	TRANS#	TERM#	NAME
2020-3-0055596		-569.92	0.00	0.00	0.00	0.00	-569.92	05/02/2023	#	T R	01	482	1	10	WILSON LAUR
TOT MOTOR VEH		-569.92	0.00	0.00	0.00	0.00	-569.92								
TOT YR 2020		-569.92	0.00	0.00	0.00	0.00	-569.92								
2021-3-0055726		-492.03	0.00	0.00	0.00	0.00	-492.03	05/02/2023	#	T R	01	482	2	10	WILSON LAUR
TOT MOTOR VEH		-492.03	0.00	0.00	0.00	0.00	-492.03								
TOT YR 2021		-492.03	0.00	0.00	0.00	0.00	-492.03								
TOT CUR/YR COLL.		-492.03	0.00	0.00	0.00	0.00	-492.03								
TOT BACK/YR COLL.		-569.92	0.00	0.00	0.00	0.00	-569.92								
TOT ACTIVE		-1,061.95	0.00	0.00	0.00	0.00	-1,061.95								
GRAND TOTAL		-1,061.95	0.00	0.00	0.00	0.00	-1,061.95								
TOT REFUNDS		-1,061.95	0.00	0.00	0.00	0.00	-1,061.95								
CITY	CURRENT:		-492.03	BACK :			-569.92								

RECEIPT TOTAL	-1,061.95	
CASH TOTAL	0.00	
CHANGE TOTAL	0.00	

CASH BALANCE	0.00	
CHECK TOTAL	0.00	
CREDIT TOTAL	0.00	
DEBIT TOTAL	0.00	
DEPOSIT TOTAL	-1,061.95	*** (EXCLUDE CREDIT AND DEBIT CARD)

DEPOSIT TOTAL	-1,061.95	

GRAND RATEBOOK BALANCE SHEET REPORT
TOWN OF BEACON FALLS
GRAND LIST YEAR 2021

Year: 2006 To 2022, Pay Date: 04/30/2023, Time: 06/02/2023 10:13:36 am All

YEAR/TYPE	ACTS	BEGINNING BALANCE	LAWFUL INC.	Act/Susp: Active, CORRECTIONS DEC.	Taxes COLLECTABLE	Cycle: 00 To 00, CURRENT TAXES SUSPENSE	Type: CITY, Bill TAXES/BINT PAID	Type: 05 ASSM INTEREST PAID	L+FEES PAID	TOTAL PAID	OVER PAID	UNCOLLECTED TAXES
ASSM	1	0.00	0.00	0.00	0.00	0.00	0.00	0.00	0.00	0.00	0.00	0.00
YR: 2007	1	0.00	0.00	0.00	0.00	0.00	0.00	0.00	0.00	0.00	0.00	0.00
ASSM	13	2,681.53	0.00	0.00	2,681.53	0.00	0.00	0.00	0.00	0.00	0.00	2,681.53
YR: 2008	13	2,681.53	0.00	0.00	2,681.53	0.00	0.00	0.00	0.00	0.00	0.00	2,681.53
ASSM	19	1,526.52	0.00	0.00	1,526.52	0.00	0.00	0.00	0.00	0.00	0.00	1,526.52
YR: 2009	19	1,526.52	0.00	0.00	1,526.52	0.00	0.00	0.00	0.00	0.00	0.00	1,526.52
ASSM	15	1,643.66	0.00	0.00	1,643.66	0.00	0.00	0.00	0.00	0.00	0.00	1,643.66
YR: 2010	15	1,643.66	0.00	0.00	1,643.66	0.00	0.00	0.00	0.00	0.00	0.00	1,643.66
ASSM	19	1,905.41	0.00	0.00	1,905.41	0.00	0.00	0.00	0.00	0.00	0.00	1,905.41
YR: 2011	19	1,905.41	0.00	0.00	1,905.41	0.00	0.00	0.00	0.00	0.00	0.00	1,905.41
ASSM	21	1,396.57	0.00	0.00	1,396.57	0.00	0.00	0.00	0.00	0.00	0.00	1,396.57
YR: 2012	21	1,396.57	0.00	0.00	1,396.57	0.00	0.00	0.00	0.00	0.00	0.00	1,396.57
ASSM	19	1,396.57	0.00	0.00	1,396.57	0.00	0.00	0.00	0.00	0.00	0.00	1,396.57
YR: 2013	19	1,396.57	0.00	0.00	1,396.57	0.00	0.00	0.00	0.00	0.00	0.00	1,396.57
ASSM	27	1,396.57	0.00	0.00	1,396.57	0.00	0.00	0.00	0.00	0.00	0.00	1,396.57
YR: 2014	27	1,396.57	0.00	0.00	1,396.57	0.00	0.00	0.00	0.00	0.00	0.00	1,396.57
ASSM	24	1,410.06	0.00	0.00	1,410.06	0.00	13.49	2.02	0.00	15.51	0.00	1,396.57
YR: 2015	24	1,410.06	0.00	0.00	1,410.06	0.00	13.49	2.02	0.00	15.51	0.00	1,396.57
ASSM	17	2,923.09	0.00	0.00	2,923.09	0.00	147.54 283.89	253.06	0.00	684.49	0.00	2,491.66
YR: 2016	17	2,923.09	0.00	0.00	2,923.09	0.00	147.54 283.89	253.06	0.00	684.49	0.00	2,491.66
ASSM	24	3,309.48	0.00	0.00	3,309.48	0.00	140.47	14.75	0.00	155.22	0.00	3,169.01
YR: 2017	24	3,309.48	0.00	0.00	3,309.48	0.00	140.47	14.75	0.00	155.22	0.00	3,169.01
ASSM	29	5,347.24	0.00	0.00	5,347.24	0.00	0.00 139.47	205.31	0.00	344.78	0.00	5,207.77
YR: 2018	29	5,347.24	0.00	0.00	5,347.24	0.00	0.00 139.47	205.31	0.00	344.78	0.00	5,207.77

ASSM	281	6,614.92	0.00	0.00	6,614.92	0.00	0.00	0.00	0.00	0.00	0.00	6,614.92
YR: 2019	281	6,614.92	0.00	0.00	6,614.92	0.00	0.00	0.00	0.00	0.00	0.00	6,614.92
ASSM	269	8,076.70	0.00	0.00	8,076.70	0.00	7,817.21 348.13	153.54	24.00	8,342.88	0.00	7,023.76
YR: 2020	269	8,076.70	0.00	0.00	8,076.70	0.00	6,712.40 7,817.21 348.13	153.54	24.00	8,342.88	0.00	7,023.76
					PAY OFF PRINC		6,712.40					
ASSM	281	68,693.40	0.00	0.00	68,693.40	0.00	55,582.88 18,312.73	557.04	96.00	74,548.65	0.00	8,694.12
YR: 2021	281	68,693.40	0.00	0.00	68,693.40	0.00	13,896.33 55,582.88 18,312.73	557.04	96.00	74,548.65	0.00	8,694.12
					PAY OFF PRINC		13,896.33					
ASSM	281	66,314.50	0.00	0.00	66,314.50	0.00	51,343.35 15,218.69	347.42	120.00	67,029.46	-156.37	10,605.72
YR: 2022	281	66,314.50	0.00	0.00	66,314.50	0.00	10,805.96 51,343.35 15,218.69	347.42	120.00	67,029.46	-156.37	10,605.72
					REFUND		-47.30	0.00	0.00			
					PAY OFF PRINC		10,805.96					
Grand Total	281	174,636.22	0.00	0.00	174,636.22	0.00	115,044.94 34,302.91 -47.30	1,533.14	240.00	151,120.99	-156.37	57,150.36
					REFUND		-47.30	0.00	0.00			
					PAY OFF PRINC		31,414.69					

GRAND RATEBOOK BALANCE SHEET REPORT
TOWN OF BEACON FALLS
GRAND LIST YEAR 2021

Year: 2006 To 2022, Pay Date: 05/31/2023, Time: 06/02/2023 10:16:23 am All

YEAR/TYPE	ACTS	BEGINNING BALANCE	LAWFUL INC.	Act/Susp: Active, CORRECTIONS DEC.	TAXES COLLECTABLE	Cycle: 00 To 00, CURRENT SUSPENSE	Type: CITY, Bill TAXES/BINT PAID	Type: 05 ASSM INTEREST PAID	L+FEES PAID	TOTAL PAID	OVER PAID	UNCOLLECTED TAXES
ASSM	1	0.00	0.00	0.00	0.00	0.00	0.00	0.00	0.00	0.00	0.00	0.00
YR: 2007	1	0.00	0.00	0.00	0.00	0.00	0.00	0.00	0.00	0.00	0.00	0.00
ASSM	13	2,681.53	0.00	0.00	2,681.53	0.00	0.00	0.00	0.00	0.00	0.00	2,681.53
YR: 2008	13	2,681.53	0.00	0.00	2,681.53	0.00	0.00	0.00	0.00	0.00	0.00	2,681.53
ASSM	19	1,526.52	0.00	0.00	1,526.52	0.00	0.00	0.00	0.00	0.00	0.00	1,526.52
YR: 2009	19	1,526.52	0.00	0.00	1,526.52	0.00	0.00	0.00	0.00	0.00	0.00	1,526.52
ASSM	15	1,643.66	0.00	0.00	1,643.66	0.00	0.00	0.00	0.00	0.00	0.00	1,643.66
YR: 2010	15	1,643.66	0.00	0.00	1,643.66	0.00	0.00	0.00	0.00	0.00	0.00	1,643.66
ASSM	19	1,905.41	0.00	0.00	1,905.41	0.00	0.00	0.00	0.00	0.00	0.00	1,905.41
YR: 2011	19	1,905.41	0.00	0.00	1,905.41	0.00	0.00	0.00	0.00	0.00	0.00	1,905.41
ASSM	21	1,396.57	0.00	0.00	1,396.57	0.00	0.00	0.00	0.00	0.00	0.00	1,396.57
YR: 2012	21	1,396.57	0.00	0.00	1,396.57	0.00	0.00	0.00	0.00	0.00	0.00	1,396.57
ASSM	19	1,396.57	0.00	0.00	1,396.57	0.00	0.00	0.00	0.00	0.00	0.00	1,396.57
YR: 2013	19	1,396.57	0.00	0.00	1,396.57	0.00	0.00	0.00	0.00	0.00	0.00	1,396.57
ASSM	27	1,396.57	0.00	0.00	1,396.57	0.00	0.00	0.00	0.00	0.00	0.00	1,396.57
YR: 2014	27	1,396.57	0.00	0.00	1,396.57	0.00	0.00	0.00	0.00	0.00	0.00	1,396.57
ASSM	24	1,410.06	0.00	0.00	1,410.06	0.00	13.49	2.02	0.00	15.51	0.00	1,396.57
YR: 2015	24	1,410.06	0.00	0.00	1,410.06	0.00	13.49	2.02	0.00	15.51	0.00	1,396.57
ASSM	17	2,923.09	0.00	0.00	2,923.09	0.00	147.54 283.89	253.06	0.00	684.49	0.00	2,491.66
YR: 2016	17	2,923.09	0.00	0.00	2,923.09	0.00	147.54 283.89	253.06	0.00	684.49	0.00	2,491.66
ASSM	24	3,309.48	0.00	0.00	3,309.48	0.00	140.47	14.75	0.00	155.22	0.00	3,169.01
YR: 2017	24	3,309.48	0.00	0.00	3,309.48	0.00	140.47	14.75	0.00	155.22	0.00	3,169.01

GRAND RATEBOOK BALANCE SHEET REPORT
TOWN OF BEACON FALLS
GRAND LIST YEAR 2021

Year: 2006 To 2022, Pay Date: 05/31/2023, Time: 06/02/2023 10:16:42 am All

Page: 2

Conditions: Year/Type	Recap By Year: ACTS	Yes	Recap By Dist: No	Act/Susp: Active, INC.	Lawful Corrections DEC.	Taxes Collectable	Current Suspense	00 To 00, TAXES/BINT PAID	Type: CITY, Bill Type: 05 ASSM	INTEREST PAID	L+FEES PAID	TOTAL PAID	OVER PAID	UNCOLLECTED TAXES
ASSM	29	5,347.24	0.00	0.00	5,347.24	0.00	0.00	139.47	205.31	0.00	344.78	0.00	5,207.77	
YR: 2018	29	5,347.24	0.00	0.00	5,347.24	0.00	0.00	139.47	205.31	0.00	344.78	0.00	5,207.77	
ASSM	281	6,614.92	0.00	0.00	6,614.92	0.00	0.00	0.00	0.00	0.00	0.00	0.00	6,614.92	
YR: 2019	281	6,614.92	0.00	0.00	6,614.92	0.00	0.00	0.00	0.00	0.00	0.00	0.00	6,614.92	
ASSM	269	8,076.70	0.00	0.00	8,076.70	0.00	7,817.21	348.13	153.54	24.00	8,342.88	0.00	7,023.76	
YR: 2020	269	8,076.70	0.00	0.00	8,076.70	0.00	7,817.21	348.13	153.54	24.00	8,342.88	0.00	7,023.76	
							PAY OFF PRINC	6,712.40						
							PAY OFF PRINC	6,712.40						
ASSM	281	68,693.40	0.00	0.00	68,693.40	0.00	55,582.88	18,312.73	557.04	96.00	74,548.65	0.00	8,694.12	
YR: 2021	281	68,693.40	0.00	0.00	68,693.40	0.00	55,582.88	18,312.73	557.04	96.00	74,548.65	0.00	8,694.12	
							PAY OFF PRINC	13,896.33						
							PAY OFF PRINC	13,896.33						
ASSM	281	66,314.50	0.00	0.00	66,314.50	0.00	51,343.35	15,218.69	347.42	120.00	67,029.46	-156.37	10,605.72	
YR: 2022	281	66,314.50	0.00	0.00	66,314.50	0.00	51,343.35	15,218.69	347.42	120.00	67,029.46	-156.37	10,605.72	
							REFUND	-47.30	0.00	0.00				
							PAY OFF PRINC	10,805.96						
							REFUND	-47.30	0.00	0.00				
							PAY OFF PRINC	10,805.96						
Grand Total	281	174,636.22	0.00	0.00	174,636.22	0.00	115,044.94	34,302.91	1,533.14	240.00	151,120.99	-156.37	57,150.36	
							REFUND	-47.30	0.00	0.00				
							PAY OFF PRINC	31,414.69						

GRAND RATEBOOK BALANCE SHEET REPORT
TOWN OF BEACON FALLS
GRAND LIST YEAR 2021

Year: 2006 To 2022, Pay Date: 04/30/2023, Time: 06/02/2023 10:20:17 am

Conditions: Recap By Year: Yes Recap By Dist: No Act/Susp: Active, Cycle: 00 To 00, Type: CITY, Bill Type: 07 WATER
 YEAR/TYPE ACTS BEGINNING BALANCE LAWFUL INC. CORRECTIONS DEC. COLLECTABLE TAXES CURRENT SUSPENSE TAXES/BINT PAID INTEREST PAID L+FEES PAID TOTAL PAID OVER PAID UNCOLLECTED TAXES

WATER	2	0.00	0.00	0.00	0.00	0.00	0.00	0.00	0.00	0.00	0.00	0.00	0.00	0.00
YR: 2007	2	0.00	0.00	0.00	0.00	0.00	0.00	0.00	0.00	0.00	0.00	0.00	0.00	0.00
WATER	186	3,970.72	0.00	0.00	3,970.72	0.00	0.00	0.00	0.00	0.00	0.00	0.00	0.00	3,970.72
YR: 2008	186	3,970.72	0.00	0.00	3,970.72	0.00	0.00	0.00	0.00	0.00	0.00	0.00	0.00	3,970.72
WATER	185	916.32	0.00	0.00	916.32	0.00	0.00	0.00	0.00	0.00	0.00	0.00	0.00	916.32
YR: 2009	185	916.32	0.00	0.00	916.32	0.00	0.00	0.00	0.00	0.00	0.00	0.00	0.00	916.32
WATER	187	916.32	0.00	0.00	916.32	0.00	0.00	0.00	0.00	0.00	0.00	0.00	0.00	916.32
YR: 2010	187	916.32	0.00	0.00	916.32	0.00	0.00	0.00	0.00	0.00	0.00	0.00	0.00	916.32
WATER	187	1,118.60	0.00	0.00	1,118.60	0.00	0.00	0.00	0.00	0.00	0.00	0.00	0.00	1,118.60
YR: 2011	187	1,118.60	0.00	0.00	1,118.60	0.00	0.00	0.00	0.00	0.00	0.00	0.00	0.00	1,118.60
WATER	187	1,221.76	0.00	0.00	1,221.76	0.00	0.00	0.00	0.00	0.00	0.00	0.00	0.00	1,221.76
YR: 2012	187	1,221.76	0.00	0.00	1,221.76	0.00	0.00	0.00	0.00	0.00	0.00	0.00	0.00	1,221.76
WATER	187	1,221.76	0.00	0.00	1,221.76	0.00	0.00	0.00	0.00	0.00	0.00	0.00	0.00	1,221.76
YR: 2013	187	1,221.76	0.00	0.00	1,221.76	0.00	0.00	0.00	0.00	0.00	0.00	0.00	0.00	1,221.76
WATER	187	1,494.16	0.00	0.00	1,494.16	0.00	0.00	0.00	0.00	0.00	0.00	0.00	0.00	1,494.16
YR: 2014	187	1,494.16	0.00	0.00	1,494.16	0.00	0.00	0.00	0.00	0.00	0.00	0.00	0.00	1,494.16
WATER	187	1,527.20	0.00	0.00	1,527.20	0.00	0.00	0.00	0.00	0.00	0.00	0.00	0.00	1,527.20
YR: 2015	187	1,527.20	0.00	0.00	1,527.20	0.00	0.00	0.00	0.00	0.00	0.00	0.00	0.00	1,527.20
WATER	187	1,832.64	0.00	0.00	1,832.64	0.00	117.83	111.35	0.00	0.00	416.79	0.00	0.00	1,527.20
YR: 2016	187	1,832.64	0.00	0.00	1,832.64	0.00	117.83	111.35	0.00	0.00	416.79	0.00	0.00	1,527.20
WATER	187	1,832.64	0.00	0.00	1,832.64	0.00	130.66	99.95	0.00	0.00	405.39	0.00	0.00	1,527.20
YR: 2017	187	1,832.64	0.00	0.00	1,832.64	0.00	130.66	99.95	0.00	0.00	405.39	0.00	0.00	1,527.20

GRAND RATEBOOK BALANCE SHEET REPORT
TOWN OF BEACON FALLS
GRAND LIST YEAR 2021

Year: 2006 To 2022, Pay Date: 04/30/2023, Time: 06/02/2023 10:23:13 am

Conditions: Recap By Year: Yes Recap By Dist: No Act/Susp: Active, Cycle: 00 To 00, Type: CITY, Bill Type: 07 WATER
YEAR/TYPE ACTS BEGINNING BALANCE LAWFUL INC. CORRECTIONS DEC. COLLECTABLE CURRENT SUSPENSE TAXES/BINT PAID INTEREST PAID L+FEES PAID TOTAL PAID OVER PAID UNCOLLECTED TAXES

YEAR/TYPE	ACTS	BEGINNING BALANCE	LAWFUL INC.	CORRECTIONS DEC.	COLLECTABLE	CURRENT SUSPENSE	TAXES/BINT PAID	INTEREST PAID	L+FEES PAID	TOTAL PAID	OVER PAID	UNCOLLECTED TAXES
							174.78					
WATER	187	1,832.64	0.00	0.00	1,832.64	0.00	133.27	77.96	0.00	383.40	0.00	1,527.20
YR: 2018	187	1,832.64	0.00	0.00	1,832.64	0.00	172.17	77.96	0.00	383.40	0.00	1,527.20
							133.27	77.96	0.00	383.40	0.00	1,527.20
							172.17					
WATER	188	2,443.52	0.00	0.00	2,443.52	0.00	294.44	126.50	0.00	737.38	0.00	1,832.64
YR: 2019	188	2,443.52	0.00	0.00	2,443.52	0.00	316.44	126.50	0.00	737.38	0.00	1,832.64
							294.44	126.50	0.00	737.38	0.00	1,832.64
							316.44					
WATER	187	3,359.84	0.00	0.00	3,359.84	0.00	627.46	143.44	0.00	1,365.20	0.00	2,138.08
YR: 2020	187	3,359.84	0.00	0.00	3,359.84	0.00	594.30	143.44	0.00	1,365.20	0.00	2,138.08
							627.46	143.44	0.00	1,365.20	0.00	2,138.08
							594.30					
WATER	187	18,631.84	0.00	0.00	18,631.84	0.00	21,251.11	134.03	120.00	28,047.52	0.00	2,443.52
YR: 2021	187	18,631.84	0.00	0.00	18,631.84	0.00	6,542.38	134.03	120.00	28,047.52	0.00	2,443.52
							11,605.17					
							21,251.11					
							6,542.38					
							11,605.17					
WATER	187	16,809.67	119.78	0.00	16,929.45	0.00	17,405.05	113.72	96.00	22,775.30	-48.01	3,363.15
YR: 2022	187	16,809.67	119.78	0.00	16,929.45	0.00	5,160.53	113.72	96.00	22,775.30	-48.01	3,363.15
							9,119.06					
							17,405.05					
							5,160.53					
							9,119.06					
Grand Total	188	59,129.63	119.78	0.00	59,249.41	0.00	39,959.82	806.95	216.00	54,130.98	-48.01	26,745.83
							13,148.21					
							20,724.23					

GRAND RATEBOOK BALANCE SHEET REPORT
TOWN OF BEACON FALLS
GRAND LIST YEAR 2021

Year: 2006 To 2022, Pay Date: 05/31/2023, Time: 06/02/2023 10:25:02 am

All

Page: 1

YEAR/TYPE	ACTS	BEGINNING BALANCE	LAWFUL INC.	Act/Susp: Active, CORRECTIONS DEC.	Taxes COLLECTABLE	Cycle: 00 To 00, CURRENT SUSPENSE	Type: CITY, TAXES/BINT PAID	Bill Type: 07 WATER INTEREST PAID	L+FEES PAID	TOTAL PAID	OVER PAID	UNCOLLECTED TAXES
WATER	2	0.00	0.00	0.00	0.00	0.00	0.00	0.00	0.00	0.00	0.00	0.00
YR: 2007	2	0.00	0.00	0.00	0.00	0.00	0.00	0.00	0.00	0.00	0.00	0.00
WATER	186	3,970.72	0.00	0.00	3,970.72	0.00	0.00	0.00	0.00	0.00	0.00	3,970.72
YR: 2008	186	3,970.72	0.00	0.00	3,970.72	0.00	0.00	0.00	0.00	0.00	0.00	3,970.72
WATER	185	916.32	0.00	0.00	916.32	0.00	0.00	0.00	0.00	0.00	0.00	916.32
YR: 2009	185	916.32	0.00	0.00	916.32	0.00	0.00	0.00	0.00	0.00	0.00	916.32
WATER	187	916.32	0.00	0.00	916.32	0.00	0.00	0.00	0.00	0.00	0.00	916.32
YR: 2010	187	916.32	0.00	0.00	916.32	0.00	0.00	0.00	0.00	0.00	0.00	916.32
WATER	187	1,118.60	0.00	0.00	1,118.60	0.00	0.00	0.00	0.00	0.00	0.00	1,118.60
YR: 2011	187	1,118.60	0.00	0.00	1,118.60	0.00	0.00	0.00	0.00	0.00	0.00	1,118.60
WATER	187	1,221.76	0.00	0.00	1,221.76	0.00	0.00	0.00	0.00	0.00	0.00	1,221.76
YR: 2012	187	1,221.76	0.00	0.00	1,221.76	0.00	0.00	0.00	0.00	0.00	0.00	1,221.76
WATER	187	1,221.76	0.00	0.00	1,221.76	0.00	0.00	0.00	0.00	0.00	0.00	1,221.76
YR: 2013	187	1,221.76	0.00	0.00	1,221.76	0.00	0.00	0.00	0.00	0.00	0.00	1,221.76
WATER	187	1,494.16	0.00	0.00	1,494.16	0.00	0.00	0.00	0.00	0.00	0.00	1,494.16
YR: 2014	187	1,494.16	0.00	0.00	1,494.16	0.00	0.00	0.00	0.00	0.00	0.00	1,494.16
WATER	187	1,527.20	0.00	0.00	1,527.20	0.00	0.00	0.00	0.00	0.00	0.00	1,527.20
YR: 2015	187	1,527.20	0.00	0.00	1,527.20	0.00	0.00	0.00	0.00	0.00	0.00	1,527.20
WATER	187	1,832.64	0.00	0.00	1,832.64	0.00	117.83 187.61	111.35	0.00	416.79	0.00	1,527.20
YR: 2016	187	1,832.64	0.00	0.00	1,832.64	0.00	117.83 187.61	111.35	0.00	416.79	0.00	1,527.20
WATER	187	1,832.64	0.00	0.00	1,832.64	0.00	130.66 174.78	99.95	0.00	405.39	0.00	1,527.20
YR: 2017	187	1,832.64	0.00	0.00	1,832.64	0.00	130.66	99.95	0.00	405.39	0.00	1,527.20

GRAND RATEBOOK BALANCE SHEET REPORT
TOWN OF BEACON FALLS
GRAND LIST YEAR 2021

Year: 2006 To 2022, Pay Date: 05/31/2023, Time: 06/02/2023 10:27:33 am All

Conditions: Recap By Year: Yes Recap By Dist: No Act/Susp: Active, Cycle: 00 To 00, Type: CITY, Bill Type: 07 WATER
YEAR/TYPE ACTS BEGINNING BALANCE LAWFUL INC. CORRECTIONS DEC. COLLECTABLE CURRENT SUSPENSE TAXES/BINT PAID INTEREST PAID L+FEES PAID TOTAL PAID OVER PAID UNCOLLECTED TAXES

YEAR/TYPE	ACTS	BEGINNING BALANCE	LAWFUL INC.	CORRECTIONS DEC.	COLLECTABLE	CURRENT SUSPENSE	TAXES/BINT PAID	INTEREST PAID	L+FEES PAID	TOTAL PAID	OVER PAID	UNCOLLECTED TAXES
							174.78					
WATER	187	1,832.64	0.00	0.00	1,832.64	0.00	133.27	77.96	0.00	383.40	0.00	1,527.20
YR: 2018	187	1,832.64	0.00	0.00	1,832.64	0.00	172.17	77.96	0.00	383.40	0.00	1,527.20
							133.27	77.96	0.00	383.40	0.00	1,527.20
							172.17					
WATER	188	2,443.52	0.00	0.00	2,443.52	0.00	294.44	126.50	0.00	737.38	0.00	1,832.64
YR: 2019	188	2,443.52	0.00	0.00	2,443.52	0.00	316.44	126.50	0.00	737.38	0.00	1,832.64
							294.44	126.50	0.00	737.38	0.00	1,832.64
							316.44					
WATER	187	3,359.84	0.00	0.00	3,359.84	0.00	627.46	143.44	0.00	1,365.20	0.00	2,138.08
YR: 2020	187	3,359.84	0.00	0.00	3,359.84	0.00	594.30	143.44	0.00	1,365.20	0.00	2,138.08
							627.46	143.44	0.00	1,365.20	0.00	2,138.08
							594.30					
WATER	187	18,631.84	0.00	0.00	18,631.84	0.00	21,251.11	134.03	120.00	28,047.52	0.00	2,443.52
YR: 2021	187	18,631.84	0.00	0.00	18,631.84	0.00	6,542.38	134.03	120.00	28,047.52	0.00	2,443.52
							11,605.17	134.03	120.00	28,047.52	0.00	2,443.52
							21,251.11					
							6,542.38					
							11,605.17					
WATER	187	16,809.67	119.78	0.00	16,929.45	0.00	17,405.05	113.72	96.00	22,775.30	-48.01	3,363.15
YR: 2022	187	16,809.67	119.78	0.00	16,929.45	0.00	5,160.53	113.72	96.00	22,775.30	-48.01	3,363.15
							9,119.06	113.72	96.00	22,775.30	-48.01	3,363.15
							17,405.05					
							5,160.53					
							9,119.06					
Grand Total	188	59,129.63	119.78	0.00	59,249.41	0.00	39,959.82	806.95	216.00	54,130.98	-48.01	26,745.83
							13,148.21					
							20,724.23					

BEACON FALLS PUBLIC LIBRARY

LEARN...PARTICIPATE...ENJOY

10 Maple Avenue, Beacon Falls, Connecticut 06403

(203) 729 – 1441 ◊ Fax: (203) 729 – 4927

bfplct@gmail.com



June 5, 2023

Dear members of the Board of Selectmen,

Attached you will find the library's May service report and financial report.

Areas of note from the May Service report:

- The library offered five adult, fifteen children, and one teen program.
- The number of adults in the adult programs was 52, and 448 children participated in child activities.
- Children's programs included Little University, United Day School visits, music and movement with Miss Maria, art exploration, Preschool Storytime, a drop in craft, a visit to Long River Middle School to promote summer reading, and our monthly scavenger hunt.
- Adults participated in a planter craft, assisted living presentation, a talk about the Winchester House, and the True Crime Book Club. Kerri also did a craft with the seniors at the senior center.
- The teens participated in a resin craft.
- Overall circulation remains increased by 32% from this time last year.
- The total program attendance is up by 12%
- Library card registration has increased by 12%.

Areas of note regarding the May FY (Fiscal Year) 22_23 Financial Report:

- 89% of the overall library budget has been expended.

Summer reading officially begins at the Library on June 19th. There will be activities and prizes throughout the summer. Our opening program will be a visit from Riverside Reptiles. Thank you for your continued support of the Beacon Falls Public Library.

Sincerely,

A handwritten signature in cursive script that reads "Elizabeth Setaro-Posick".

Elizabeth Setaro-Posick
Library Director

May
Service Report 2022-2023

PROGRAM ATTENDANCE

	THIS MONTH	YTD	Same month last year	PRIOR YTD	% change from last year to this year
ADULTS AT ADULT PROGRAMS	52	1317	55	1434	-8.16%
ADULTS AT CHILD PROGRAMS	83	1323	30	1212	9.16%
CHILDREN AT CHILD PROGRAMS	448	3583	114	2879	24.45%
TOTAL	583	6223	199	5525	12.63%
# of CHILDREN/YA/FAMILY PROGRAMS	6	175	9	157	11.46%
avg # children at child programs	74.67	248 1/6	12.6666667	195	27.29%
# of ADULT PROGRAMS	15	73	10	65	12.31%
avg # adults at adults programs	3.5	212 6/7	5.5	238 5/8	-10.79%

LIBRARY SERVICES

	THIS MONTH	YTD	Same month last year	PRIOR YTD	% change from last year to this year
COMPUTER USAGE (HRS)	38 1/2	367 1/4	105 5/6	463	-20.67%
COMPUTER (#PEOPLE)	39	463	54	373	24.13%
WEB SITE VISITS	2460	10288	517	6614	55.55%
VOLUNTEER HOURS	25 1/2	206	31 1/2	229 1/4	-10.14%
HOMEBOUND DELIVERIES	2	6	0	7	-14.29%
Notary Services	12	139	15	172	-19.19%

CIRCULATION OF MATERIALS

	THIS MONTH	YTD	Same month last year	PRIOR YTD	Percentage change from last year YTD to this year YTD
ADULT	424	4570	360	3486	31.10%
YOUNG ADULT	17	434	23	297	46.13%
JUVENILE	395	6189	390	4460	38.77%
AUDIO BOOKS	9	194	19	132	46.97%
Downloadable audiobooks	215	1924	72	1532	25.59%
Digital Music downloads	0	15	1	14	7.14%
ADULT VIDEO	112	1264	113	1269	-0.39%
JUVENILE VIDEO	37	410	20	343	19.53%
Digital video downloads	18	49	1	25	96.00%
E-BOOKS	160	1837	60	1236	48.62%
FAMILY PASSES	2	19	1	15	26.67%
OTHER	34	217	14	137	58.39%
TOTALS	1423	17122	1074	12946	32.26%
(included in above)					
ILL-BORROWED	191	2517	258	1893	32.96%
ILL-LENT	149	1609	144	1564	2.88%
CONNECTICARD LOANS	81	773	51	448	72.54%

REGISTRATION THIS MONTH

	EXPIRED	NEW	YTD (NEW)	PRIOR YTD (NEW)	% change from last year to this year
ADULT	4	17	286	207	38.16%
CHILDREN	0	2	92	130	-29.23%
TOTALS	4	19	378	337	12.17%

May

2022-2023 financial report

Library Accts #10-69

	THIS MONTH	YTD	PRIOR YTD	REMAINING BUDGET	% OF LINE ITEM EXPENSE
#1010 FULL TIME	\$12,849.20	\$147,941.23	\$114,521.43	\$19,098.77	88.57%
#1019 PART TIME	\$1,193.50	\$12,877.75	\$10,851.75	\$1,682.25	88.45%
#1060 COMPUTER	\$176.41	\$4,959.09	\$4,442.63	\$900.91	84.63%
#1170 LIBRARY MATERIALS	\$1,684.25	\$21,303.23	\$20,561.32	\$3,346.77	86.42%
#1800 PROF. DEVEL.	\$102.18	\$709.18	\$0.00	\$290.82	70.92%
#1805 PROGRAMMING*	\$1,124.78	\$11,256.77	\$7,366.50	\$493.23	95.80%
#1807 COPIER LEASES	\$69.60	\$735.85	\$628.33	\$84.15	89.74%
TOTAL	\$17,199.92	\$199,783.10	\$158,371.96	\$25,896.90	88.52%

PETTY CASH

BEG. BALANCE	\$50.00
ADD'L FUNDS	\$49.45
MINUS EXPENSES	\$49.45
TOTAL	\$50.00

CHECKING AC CHECKING ACCT. ****

BEG. BALANCE	\$5,173.73
ADD'L FUNDS	\$812.89
MINUS EXPENSES	\$52.34
TOTAL	\$5,934.28

Damaged/Lost Library materials

Fax	\$4.00
Late Video	
Printing	\$45.45

Replaced Library cards

PETTY CASH TOTAL	\$49.45
-------------------------	----------------

Liberty Bank CD \$11,456.72

Deposits

last month petty cash	\$49.45
Besom	\$20.00
Caddy Craft	\$40.00
Fax	\$5.00
Planter Material Fee	\$170.00
Late DVD	\$8.44
TOTAL	\$520.00

Expenses

A. Enquist - Mileage	39.96
Crystal Rock	\$12.38

Expenditure Summary

EXPENDITURE REPORT

REGIONAL SCHOOL DISTRICT

Report Description: Gen Oper Budget -OBJ.-EFS-DIST

Account Year: 23

Account Periods: 11 - 11

Dates: 05/01/2023 - 05/31/2023

Account Account Description	Original Budget	Adjusted Budget	YTD Encumbrance	Period Expended	YTD Expended	Available Balance	Percent
111 SALARIES, CERTIFIED STAFF	\$17,634,421.66	\$17,503,940.58	\$0.00	\$1,316,861.22	\$13,589,972.40	\$3,913,968.18	77.64
112 WAGES, SUPPORT STAFF	\$5,223,184.63	\$5,244,184.63	\$0.00	\$476,963.82	\$4,515,096.91	\$729,087.72	86.10
117 WAGES, HOMEBOUND/TUTORIAL	\$13,500.00	\$26,399.35	\$0.00	\$6,333.55	\$22,431.42	\$3,967.93	84.97
120 WAGES, EXTRA-CURR ACTIVITY	\$386,200.00	\$387,048.05	\$0.00	\$9,579.25	\$218,815.92	\$168,232.13	56.53
122 WAGES,SUBSTITUTE TEACHERS	\$175,100.00	\$223,735.30	\$0.00	\$27,931.60	\$201,261.02	\$22,474.28	89.95
130 OVERTIME WAGES	\$40,000.00	\$43,419.75	\$0.00	\$3,824.58	\$41,765.70	\$1,654.05	96.19
142 SALARY,SUM,SCH,CERT STAFF	\$140,620.00	\$129,964.20	\$0.00	\$0.00	\$114,664.39	\$15,299.81	88.23
144 SALARY,ADULT ED COOR	\$4,000.00	\$4,000.00	\$0.00	\$0.00	\$0.00	\$4,000.00	0.00
210 MEDICAL BENEFIT INSURANCE	\$5,095,177.28	\$4,638,380.85	\$0.00	\$450,094.76	\$4,402,438.53	\$235,942.32	94.91
216 OTHER MEDICAL BENEFITS	\$0.00	\$0.00	\$0.00	\$0.00	\$260.00	-\$260.00	0.00
220 FICA	\$659,944.16	\$659,944.16	\$0.00	\$56,725.75	\$562,333.40	\$97,610.76	85.21
221 TUITION REIMBURSEMENT	\$20,000.00	\$20,000.00	\$0.00	\$19,998.00	\$19,998.00	\$2.00	99.99
230 RETIREMENT BENEFIT	\$443,640.00	\$443,640.00	\$14,546.90	\$46,609.55	\$402,118.77	\$26,974.33	93.92
250 UNEMPLOYMENT COMPENSATION	\$30,000.00	\$9,859.26	\$0.00	\$291.00	\$3,150.00	\$6,709.26	31.95
260 WORKERS COMPENSATION INS	\$205,000.00	\$142,560.00	\$0.00	\$0.00	\$142,560.00	\$0.00	100.00
300 PURCH PROF & TECH SERVICE	\$794,823.80	\$953,602.92	\$253,120.97	\$67,457.52	\$677,552.07	\$22,929.88	97.60
301 PURCH. PROF.-PHYSICIAN	\$7,500.00	\$7,500.00	\$0.00	\$0.00	\$7,500.00	\$0.00	100.00
311 TREASURER/CLERK EXPENSES	\$10,784.34	\$10,784.34	\$0.00	\$237.62	\$3,089.06	\$7,695.28	28.64
313 ELECTION & REG MEET EXP	\$6,000.00	\$6,000.00	\$28.00	\$4,428.13	\$4,648.13	\$1,323.87	77.94
314 CABA POLICY SERVICE	\$1,500.00	\$1,500.00	\$0.00	\$0.00	\$0.00	\$1,500.00	0.00
320 PROFESS CONF & TRAVEL	\$34,122.00	\$43,341.35	\$4,435.00	\$9,381.19	\$27,338.99	\$11,567.36	73.31
322 IN SERVICE	\$7,500.00	\$12,336.60	\$0.00	\$895.63	\$12,130.95	\$205.65	98.33
326 GRADUATION EXPENSE	\$16,600.00	\$17,050.00	\$6,478.90	\$115.00	\$10,467.45	\$103.65	99.39
331 AUDIT SERVICES	\$42,230.00	\$42,230.00	\$0.00	\$0.00	\$41,500.00	\$730.00	98.27
332 LEGAL & LITIGATION FEES	\$65,000.00	\$80,000.00	\$0.00	\$32,250.00	\$75,789.22	\$4,210.78	94.74
341 DATA PROCESS & SCORING	\$2,000.00	\$2,000.00	\$0.00	\$0.00	\$0.00	\$2,000.00	0.00
421 RUBBISH DISPOSAL	\$50,450.00	\$56,705.93	\$4,342.68	\$4,094.98	\$52,363.25	\$0.00	100.00
422 SNOW REMOVAL	\$84,520.00	\$108,275.00	\$0.00	\$0.00	\$108,275.00	\$0.00	100.00
423 CONTRACTED GROUNDS CARE	\$157,775.00	\$165,705.00	\$46,958.78	\$0.00	\$117,386.22	\$1,360.00	99.18
432 REPAIR OF EQUIP,INSTRUCT	\$4,845.00	\$10,334.10	\$972.00	\$115.00	\$765.00	\$8,597.10	16.81
433 REPAIR OF EQUIP, NON-INST	\$40,575.00	\$14,465.64	\$1,744.88	\$1,297.15	\$10,706.14	\$2,014.62	86.07
434 REPAIR BLDGS - ELECTRICAL	\$17,400.00	\$26,404.89	\$1,328.02	\$0.00	\$25,076.87	\$0.00	100.00
435 REPAIR BLDGS - PLUMBING	\$24,400.00	\$83,067.35	\$21,930.00	\$36,314.50	\$61,137.35	\$0.00	100.00
436 REPAIR BLDGS - OTHER	\$27,000.00	\$144,670.05	\$78,585.46	\$18,650.00	\$65,844.59	\$240.00	99.83

Expenditure Summary

EXPENDITURE REPORT

REGIONAL SCHOOL DISTRICT

Report Description: Gen Oper Budget -OBJ.-EFS-DIST

Account Year: 23

Account Periods: 11 - 11

Dates: 05/01/2023 - 05/31/2023

Account Account Description	Original Budget	Adjusted Budget	YTD Encumbrance	Period Expended	YTD Expended	Available Balance	Percent
505 INTERNS	\$115,500.00	\$96,600.00	\$0.00	\$0.00	\$61,200.00	\$35,400.00	63.35
513 TRANSPORTATION, REG ELEM	\$1,044,746.00	\$953,423.17	\$100,966.75	\$93,531.75	\$841,785.75	\$10,670.67	98.88
514 TRANSPORTATION, REG HS	\$518,000.00	\$446,500.00	\$74,839.38	\$40,151.33	\$365,993.97	\$5,666.65	98.73
515 TRANSPORTATION, VO-TECH	\$100,137.75	\$97,637.75	\$30,008.77	\$6,846.59	\$65,029.31	\$2,599.67	97.34
517 TRANSP. SPEC ED IN DIST.	\$748,773.00	\$691,760.50	\$123,294.88	\$57,301.60	\$568,063.31	\$402.31	99.94
518 TRANSP. SPEC ED OUT DIST.	\$592,549.00	\$647,227.92	\$181,192.47	\$38,113.01	\$466,035.45	\$0.00	100.00
519 TRANSPORTATION	\$32,980.00	\$30,480.00	\$4,200.96	\$2,805.95	\$25,718.57	\$560.47	98.16
520 OTHER TRANS	\$0.00	\$3,055.95	\$1,475.00	\$690.90	\$1,580.95	\$0.00	100.00
521 PROPERTY/LIABILTY INSURAN	\$142,750.00	\$139,017.00	\$0.00	\$0.00	\$139,017.00	\$0.00	100.00
522 INTERSCHOOL ATHELETIC INS	\$16,200.00	\$11,697.00	\$0.00	\$0.00	\$11,697.00	\$0.00	100.00
526 LICENSING & FEES	\$100.00	\$100.00	\$0.00	\$0.00	\$0.00	\$100.00	0.00
530 COMMUNICATION	\$603,512.74	\$579,643.92	\$29,170.30	\$123,570.69	\$541,681.62	\$8,792.00	98.48
540 ADVERTISING	\$4,000.00	\$4,000.00	\$0.00	\$1,389.20	\$2,317.38	\$1,682.62	57.93
550 PRINTING & BINDING	\$62,892.00	\$57,552.67	\$7,453.94	\$455.84	\$37,885.05	\$12,213.68	78.78
561 TUITION, PUBLIC HIGH SCH	\$208,920.00	\$208,920.00	\$0.00	\$0.00	\$197,279.60	\$11,640.40	94.43
562 TUITION, SPEC ED PUBLIC	\$563,454.00	\$630,577.43	\$74,035.32	\$67,803.00	\$556,542.11	\$0.00	100.00
563 TUITION, SPEC ED NON PUB	\$1,419,493.00	\$1,260,532.38	\$289,520.78	\$69,801.44	\$886,615.96	\$84,395.64	93.30
565 TUITION, ADULT EDUCATION	\$3,500.00	\$3,500.00	\$0.00	\$0.00	\$0.00	\$3,500.00	0.00
582 LOCAL TRAVEL	\$18,399.00	\$30,723.68	\$0.00	\$1,669.93	\$20,386.79	\$10,336.89	66.36
590 MISC. PURCHASED SERVICES	\$151,370.00	\$188,400.85	\$0.02	\$32,687.35	\$168,451.01	\$19,949.82	89.41
609 DISTRICT WIDE TESTING	\$6,886.00	\$6,233.00	\$0.00	\$3,951.00	\$5,889.00	\$344.00	94.48
611 PROGRAM SUPPLIES	\$173,355.18	\$247,670.01	\$44,375.85	\$26,070.48	\$190,340.34	\$12,953.82	94.77
613 CUSTODIAL SUPPLIES	\$68,750.00	\$83,374.60	\$7,491.66	\$9,784.80	\$75,453.59	\$429.35	99.49
614 A-V SUPPLIES	\$17,252.06	\$45,497.62	\$20,751.08	\$5,068.91	\$24,358.19	\$388.35	99.15
616 EXTRA CURRICULAR SUPPLIES	\$10,660.00	\$5,226.00	\$716.50	\$915.07	\$3,632.28	\$877.22	83.21
617 MAINTENANCE SUPPLIES	\$47,650.00	\$46,570.44	\$526.62	\$2,573.03	\$37,639.32	\$8,404.50	81.95
618 WATER	\$48,150.00	\$48,150.00	\$143.86	\$1,854.35	\$35,407.44	\$12,598.70	73.83
621 NATURAL GAS	\$275,700.00	\$275,700.00	\$0.00	\$22,306.87	\$233,015.22	\$42,684.78	84.52
622 ELECTRICITY	\$596,400.00	\$566,400.00	\$133,746.30	\$42,358.40	\$398,905.23	\$33,748.47	94.04
623 BOTTLED GAS	\$13,900.00	\$13,900.00	\$8,834.96	-\$552.63	\$14,369.59	-\$9,304.55	166.94
624 FUEL OIL	\$70,800.00	\$70,800.00	\$1,346.96	\$737.77	\$54,560.30	\$14,892.74	78.97
626 GASOLINE	\$52,500.00	\$52,500.00	\$15,733.15	\$11,859.29	\$63,335.69	-\$26,568.84	150.61
627 TELEPHONE	\$53,240.17	\$58,009.88	\$9,577.94	\$7,315.08	\$48,431.94	\$0.00	100.00
640 PROF. BOOKS & PERIDICALS	\$741.00	\$462.09	\$0.00	\$205.92	\$462.09	\$0.00	100.00

Expenditure Summary

EXPENDITURE REPORT

REGIONAL SCHOOL DISTRICT

Report Description: Gen Oper Budget -OBJ.-EFS-DIST

Account Year: 23

Account Periods: 11 - 11

Dates: 05/01/2023 - 05/31/2023

Account Account Description	Original Budget	Adjusted Budget	YTD Encumbrance	Period Expended	YTD Expended	Available Balance	Percent
641 TEXTBOOKS	\$14,350.00	\$167,273.84	\$114,242.84	\$36,410.33	\$52,344.78	\$686.22	99.59
642 WORKBOOKS	\$20,666.00	\$39,998.17	\$20,093.37	\$3,276.74	\$19,117.52	\$787.28	98.03
645 LIBRARY BOOKS	\$3,218.41	\$2,810.38	\$0.00	\$290.89	\$2,755.72	\$54.66	98.06
648 LIBRARY PERIODICALS	\$500.00	\$0.00	\$0.00	\$0.00	\$0.00	\$0.00	0.00
730 EQUIPMENT, SPORTS	\$0.00	\$26,093.00	\$26,093.00	\$0.00	\$0.00	\$0.00	100.00
733 FURNITURE & FIXTURES	\$0.00	\$40,550.59	\$24,438.36	\$12,172.38	\$16,067.18	\$45.05	99.89
734 EQUIPMENT, INSTRUCTIONAL	\$381,492.85	\$413,318.82	\$18,220.83	\$9,143.31	\$386,105.52	\$8,992.47	97.82
735 EQUIPMENT, NON INSTRUCT	\$9,000.00	\$107,029.26	\$82,672.41	\$7,656.63	\$22,510.06	\$1,846.79	98.27
739 MAJOR BLDG IMPROVEMENTS	\$0.00	\$40,500.00	\$40,500.00	\$0.00	\$0.00	\$0.00	100.00
800 OTHER OBJECTS	\$10,000.00	\$25,907.07	\$1,741.99	\$2,131.65	\$24,165.08	\$0.00	100.00
810 DUES, FEES & MEMBERSHIP	\$40,719.97	\$50,646.71	\$5,200.00	\$0.00	\$29,280.68	\$16,166.03	68.08
830 INTEREST, BONDS & NOTES	\$524,569.00	\$524,569.00	\$0.00	\$0.00	\$524,568.78	\$0.22	100.00
835 PRINCIPAL	\$1,420,000.00	\$1,420,000.00	\$0.00	\$0.00	\$1,420,000.00	\$0.00	100.00
840 CONTINGENCIES	\$50,000.00	\$0.00	\$0.00	\$0.00	\$0.00	\$0.00	0.00
1 BOARD OF EDUCATION BUDGET	\$41,723,590.00	\$41,723,590.00	\$1,927,077.84	\$3,332,798.65	\$34,178,433.12	\$5,618,079.04	86.54



MUNICIPAL ANIMAL CONTROL OFFICERS REPORT

PAGE 3 OF 3 PAGES

TOWN: Woodbridge, Bethany, Seymour
 MONTH: April
 YEAR: 2023

STATE OF CONNECTICUT
 DEPARTMENT OF AGRICULTURE
 450 COLUMBUS BOULEVARD, SUITE 702
 HARTFORD, CT 06103

FILL IN THIS SECTION ON PAGE ONE ONLY OF THIS REPORT. USE THE FIRST PAGE TO LIST ANIMALS CARRIED OVER FROM LAST MONTH. START A NEW PAGE FOR ANIMALS IMPOUNDED THIS MONTH.

ANIMALS DISPOSED OF THIS MONTH ONLY						FILL IN TOTALS ON PAGE ONE ONLY		
SOURCE	REDEEMED	SOLD AS PET	D.O.A.	EUTHANIZED	TOTAL	TOTAL COMPLAINTS INVESTIGATED	TOTAL ANIMAL BITES	TOTAL INFRACTIONS/SUMMONS
IMPOUNDED ANIMALS ONLY								

NUMBER	DATE IN	AD DATE	DATE OUT	COMPLAINANT NAME AND ADDRESS	TYPE OF COMPLAINT	DESCRIPTION OF ANIMAL INCLUDE - BREED, COLOR, SEX, AGE AND LICENSE # IF APPLICABLE	NAME AND ADDRESS OF OWNER OR KEEPER	REDEEMED	SOLD AS PET	D.O.A.	EUTH.	CARRY OVER
23	050 ^W	4/09	N/A	Woodbridge PD 16 Bond Road Woodbridge	Roaming	Wheaton Terr Tan w/ Blk muzzle 4 +/- yrs old	David Saunders 377 Amity Rd Woodbridge	X				
23	051 ^W	4/10	N/A	John Candido 60 Killdeer Rd Hamden	Owner Surrender	(N/M) Orange DSH Tabby 2/3 + yrs old	Elizabeth Buckley 4 Spring Valley, Woodbridge		X			
23	052 ^S	4/10	N/A	Seymour Pd Great Hill Rd	Roaming chip# 941000013436441	(N/M) Shiz-tzu tan & white 5 +/- years old	Bonnie Kaiser 5 Great Hill Rd Seymour	X				
23	053 ^W	4/10	N/A	State of Ct Lopus Rd Beacon Falls	Born at URAC	(F/M) DSH Kitten Black 8 wks	Kelly Luker 4 Amber Court Prospect				X	
23	054 ^W	4/10	N/A	State of Ct Lopus Rd Beacon Falls	Born at WRAC	(I/F) DSH Kitten Black 8 wks	Kelly Luker 4 Amber Court Prospect				X	
23	055 ^W	4/18	N/A	Sonia Amity Rd Blue Check Deli	Roaming	(N/M) Wheaton Terr Tan w/ Blk muzzle 4 +/- yrs old	David Gregory 377 Amity Rd Woodbridge	X				
23	056 ^S	4/20	N/A	Greg Corbin 3 Lynn Terr Seymour	Safe Keeping	(I/M) German Shepherd Black & Tan 6 months old						X
23	057 ^S	4/20	N/A	Carol Grande 347 South Main St Seymour	Roaming	(N/M) Papillon Black & White 8 +/- yrs old	Laurence Levesque 40 Lane St. Seymour	X				
23	058 ^S	4/28	N/A	SPD	Safe Keeping "Lina"	(S/F) Chihuahua, Brown & White 8 yrs. +/-	Angelo Allegretto 12 Brookdale Rd, Seymour	X				
23	059 ^W	4/29	5/02	Robert George 3 Burnt Swamp Rd, Woodbridge	Stray	(N/M) Pit Bull, Grey 5 yrs. +/-						X

PERSONALLY APPEARED AND MADE OATH TO THE TRUTH OF THE STATEMENTS IN THIS REPORT				SIGNATURE OF M.A.C.O.				TOTALS FOR THIS PAGE ONLY.		5	3	0	0	2
PRINT M.A.C.O.'S NAME				DATE				NOTARY PUBLIC (Signature)		MY COMMISSION EXPIRES		TOTALS FOR THIS MONTHS REPORT. FILL IN TOTALS ON PAGE ONE ONLY.		
STATE OF CONNECTICUT COUNTY OF:														



MUNICIPAL ANIMAL CONTROL OFFICERS REPORT

PAGE 2 OF 3 PAGES

TOWN Woodbridge, Bethany, Seymour, Beacon Falls
 MONTH April
 YEAR 2023

STATE OF CONNECTICUT
 DEPARTMENT OF AGRICULTURE
 450 COLUMBUS BOULEVARD, SUITE 702
 HARTFORD, CT 06103

FILL IN THIS SECTION ON PAGE ONE ONLY OF THIS REPORT. USE THE FIRST PAGE TO LIST ANIMALS CARRIED OVER FROM LAST MONTH. START A NEW PAGE FOR ANIMALS IMPOUNDED THIS MONTH.

ANIMALS DISPOSED OF THIS MONTH ONLY						FILL IN TOTALS ON PAGE ONE ONLY		
SOURCE	REDEEMED	SOLD AS PET	D.O.A.	EUTHANIZED	TOTAL	TOTAL COMPLAINTS INVESTIGATED	TOTAL ANIMAL BITES	TOTAL INFRACTIONS/SUMMONS
IMPOUNDED ANIMALS ONLY								

NUMBER	DATE IN	AD DATE	DATE OUT	COMPLAINANT NAME AND ADDRESS	TYPE OF COMPLAINT	DESCRIPTION OF ANIMAL INCLUDE - BREED, COLOR, SEX, AGE AND LICENSE # IF APPLICABLE	NAME AND ADDRESS OF OWNER OR KEEPER	REDEEMED	SOLD AS PET	D.O.A.	EUTH.	CARRY OVER
23 030 ^{W/BF}	2/24	N/A		State of Conn 392 Lopus Rd. Beacon Falls	Owner Surrender	(I/F) D.S.H. Black 2+/- yrs						X
23 033 ^{W/BF}	2/24	N/A		State of Conn 392 Lopus Rd. Beacon Falls	Owner Surrender	(N/M) D.S.H. Black 2+/- yrs	Jesse Palloto 66 Northrup Road Bethany		X			
23 035 ^{W/BF}	2/25	N/A		State of Conn 392 Lopus Rd. Beacon Falls	Owner Surrender	(N/M) D.S.H. Black 2+/- yrs	Jesse Palloto 66 Northrup Road Bethany		X			
23 039 ^{W/BF}	2/25	N/A	4/7	State of Conn 392 Lopus Rd. Beacon Falls	Owner Surrender	(I/F) D.S.H. Cream Tabby 2+/- yrs	Brett Pallotto 110 Hatfield Hill Rd, Bethany		X			
23 040 ^{W/BF}	2/25	N/A		State of Conn 392 Lopus Rd. Beacon Falls	Owner Surrender	(I/F) D.S.H. Tortie half orange face/nose						X
23 043 ^{W/BF}	3/2	N/A		State of Conn 392 Lopus Rd. Beacon Falls	Owner Surrender	(N/M) D.S.H. Orange Tabby 2+/- yrs						X
23 045 ^{W/BF}	3/7	N/A		State of Conn 392 Lopus Rd. Beacon Falls	Owner Surrender	(I/F) D.S.H. Black 2+/- yrs						X
23 046 ^{W/BF}	3/8	N/A		State of Conn 392 Lopus Rd. Beacon Falls	Owner Surrender	(N/M) D.S.H. Orange & white 2+ yrs old						X
23 048 ^W	3/24	N/A		Jennifer Comfort 86 William St. West Haven	Owner Surrender	(I/F) German Shepherd Black & Tan 2 years						X
END OF CARRY OVERS												
23 049 ^W	4/09	4/11	4/18	Woodbridge PD Brierwood Road Woodbridge	Stray	(I/F) Rottweiler Black & Tan 2+/- yrs old	Ricky Cyr 5 West Meadow Lane Unit 5		X			

PERSONALLY APPEARED AND MADE OATH TO THE TRUTH OF THE STATEMENTS IN THIS REPORT

SIGNATURE OF M.A.C.O.

PRINT M.A.C.O.'S NAME

TOTALS FOR THIS PAGE ONLY. 0 4 0 0 6

STATE OF CONNECTICUT COUNTY OF:

DATE

NOTARY PUBLIC (Signature)

MY COMMISSION EXPIRES

TOTALS FOR THIS MONTHS REPORT. FILL IN TOTALS ON PAGE ONE ONLY.



MUNICIPAL ANIMAL CONTROL OFFICERS REPORT

PAGE 1 OF 3 PAGES
 TOWN Woodbridge, Bethany, Seymour, Beacon Falls
 MONTH April
 YEAR 2023

STATE OF CONNECTICUT
 DEPARTMENT OF AGRICULTURE
 450 COLUMBUS BOULEVARD, SUITE 702
 HARTFORD, CT 06103

FILL IN THIS SECTION ON PAGE ONE ONLY OF THIS REPORT. USE THE FIRST PAGE TO LIST ANIMALS CARRIED OVER FROM LAST MONTH. START A NEW PAGE FOR ANIMALS IMPOUNDED THIS MONTH.

ANIMALS DISPOSED OF THIS MONTH ONLY						FILL IN TOTALS ON PAGE ONE ONLY			
SOURCE	REDEEMED	SOLD AS PET	D.O.A.	EUTHANIZED	TOTAL	TOTAL COMPLAINTS INVESTIGATED	TOTAL ANIMAL BITES	TOTAL INFRACTIONS/SUMMONS	
IMPOUNDED ANIMALS ONLY	5	10	0	0	15	W 59 B 23 S 57 BF 8	4	2	

NUMBER	DATE IN	AD DATE	DATE OUT	COMPLAINANT NAME AND ADDRESS	TYPE OF COMPLAINT	DESCRIPTION OF ANIMAL INCLUDE - BREED, COLOR, SEX, AGE AND LICENSE # IF APPLICABLE	NAME AND ADDRESS OF OWNER OR KEEPER	REDEEMED	SOLD AS PET	D.O.A.	EUTH.	CARRY OVER
21	065 ^W	5/26	N/A	Loretta Vinson 28 Brooks #1 Brattleboro VT	Owner Surrender	(N/m) Pitbull mix Red & white 5+/- years						X
21	130 ^S	11/30	N/A	Elisa Souza 98 Jack Hill Rd Oxford	Stray (CVS Seymour West Rd)	(N/m) Cattle dog mix Black & white, tan 2+/-						X
22	004 ^W	1/29	N/A	Dorothy Charbenau 10 Gunshot Rd. Waterford	Owner Surrender	(S/E) Am. Bully mix Tan & white 4 years +/-						X
22	039 ^B	4/11	N/A	Luis Vega 41 South 3rd St. Meriden	Owner Surrender	(I/m) Cane Corso Blue 4 yrs +/-						X
22	107 ^W	9/28	N/A	WPD Beecher & Rimmon Rd Woodbridge	Stray	(I/m) Pitbull Red Brindle 1 1/2 - 2 yrs +/-						X
23	007 ^W	1/18	1/19	WPD Kerri Robie Rimmon Rd Woodbridge	Stray	(I/F) Pitbull Black & white 2 +/- yrs						X
23	008 ^S	1/26	N/A	Seymour PD	Stray	(I/m) Pitbull mix Brindle 2 +/- yrs						X
23	017 ^B	2/01	2/02	4/08 Doug Kirkham 54 Wooding Hill Rd Bethany	Stray	(I/F) American Bully Black & white 1 1/2 +/- yrs	Erika Vincenti 122 Hunters Trail Madison		X			
23	026 ^{W/BF}	2/24	N/A	4/14 State of Conn 392 Lopus Rd Beacon Falls	Owner Surrender	(N/m) D.S.H. Black 6 yrs wounds on neck	Megan Acampora 32 Center Rd Woodbridge		X			
23	027 ^{W/BF}	2/24	N/A	State of Conn 392 Lopus Rd. Beacon Falls	Owner Surrender	(I/F) D.S.H. Tortoise Orange stripe right side of face						X
23	028 ^{W/BF}	2/24	N/A	State of Conn 392 Lopus Rd. Beacon Falls	Owner Surrender	(I/F) D.S.H. Black 2 +/- yrs						X
23	029 ^{W/BF}	2/24	N/A	4/15 State of Conn 392 Lopus Rd. Beacon Falls	Owner Surrender	(I/F) D.S.H. Tortie 2 +/- yrs	Elizabeth Buckley 4 Spring Valley Rd, Woodbridge		X			

PERSONALLY APPEARED AND MADE OATH TO THE TRUTH OF THE STATEMENTS IN THIS REPORT

SIGNATURE OF M.A.C.O.

PRINT M.A.C.O.'S NAME

TOTALS FOR THIS PAGE ONLY.

0 3 0 0 9

STATE OF CONNECTICUT COUNTY OF:

DATE

NOTARY PUBLIC (Signature)

MY COMMISSION EXPIRES

TOTALS FOR THIS MONTHS REPORT. FILL IN TOTALS ON PAGE ONE ONLY.

5 10 0 0 17