

To: Board of Selectman, Town of Beacon Falls

From: TFC R. Culbertson #1239

December 2022 Calls for Service

Date: January 3rd, 2023

MOTOR VEHICLE:

Accidents with No Injuries	15
Total Traffic Stops	25
Total Infractions	7
Total Warnings	12
Total Misdemeanors	7
Motorist Assist	18

CALLS FOR SERVICE:

Administrative Services	3
Alarms	17
Assist Citizens	21
Assist other Agencies	9
Community Engagement Activities	2
Disturbances	5
Domestics	1
Emergency Committals	1
Fires	2
Medical Calls	23
Patrol Checks	443
Suspicious Incidents	15
Untimely Deaths	1

There was a total of 605 calls for service during the month of December 2022



TOWN OF
BEACON FALLS
CONNECTICUT

**WPCF
Monthly Report**

January 2023 Meeting / December 2022 Data

Total Flow (RAW SEWAGE) :	133,027,700 gals.		Beacon Heights Leachate
Total Septage Received :	9,750 gals.		4th Quarter Totals
Total Sludge Removed :	122,000 gals.	October	506,459
Beacon Heights Leachate :	446,400 gals.	November	440,921
Total Phosphorous Discharged :	7.90 lbs./day	December	446,400
Total Nitrogen Discharged :	56 lbs./day	Total	1,393,780 Gallons

EMERGENCY CALLS & ALARMS :

- 12-12 snow detail
- 12-21 West Rd pump station power loss

Repair or Replacement :

- replaced a section on our truck loading sludge line
- 12-5 a new fence was installed around our grit pit
- 12-7 safety cages were installed around the WPCF influent pumps drive shafts

Testing :

none to report

Misc.:

venders are being scheduled for flow meter demonstrations , we are going to have one installed on our sludge line

Ongoing :

- 12-8 cement work on the digester began
- 12-14 the concrete cap on the digester poured
- Kovacs has taken all the parts needed to assemble the digester cover at their shop
- 12-16 Jeff Smith and I did some search around the NEJ site , we are still trying to figure out to cause of the by-pass from the private line that exits their property.

Meetings / Classes :

- Ryan attended a prep classes for his Class 3 exam 12-1, 8, 15 & 22
- Employee handbook meeting canceled
- Monthly meeting with Gerard canceled
- Permit meeting: The WPCF has been assigned the duty of inspecting sewer connections and signing off on the permit

*Thank you,
For letting me serve.
Thomas A. Carey
WPCF Superintendent*



Town of BEACON FALLS
Connecticut

Public Works Department

January 3, 2023

STREET DEPARTMENT

Monthly Report

- Prepare equipment for winter season and storage
- Clean out drainage structures on Lancaster Dr trim trees hanging out towards road
- Met with Engineers for Patricia and Dolly Drive drainage work
- Patch potholes with hot asphalt for end of season.
- Receive salt order for winter and build sand bin at garage for residents
- Clean up leaves in gutters of streets and catch basins (Oak Dr.)
- Pick trash along the roads
- Call-in for Snowstorm event 12/11, plow and treat all roads
- Wind/rainstorm event on 12/23, trees fell, blocked roads on Lopus and Cook La. Pick up branches and debris on roads from high winds. Treat all the roads and parking lots before flash freeze during evening.
- Call in for tree on Dumschott Rd 12/24, Ed the Tree Man had to be called for takedown
- Haul leaves and brush from DPW garage to debris site
- Remove and trim trees on Old Pines Bridge Rd. and along road at Tobey's Pond
- Order fuel and prepare fuel reports
- C.B.Y.D. mark outs and sewer.
- Stockpile cold patch at town garage for winter months
- Sand ice problems areas on roads where water runs off.
- Met with Eversource and Building Inspector for Hubbell Ave house demo

Road Foreman
Rob Pruzinsky

CC: Gerard Smith
Mike Krenesky
Pete Betkoski



Town of BEACON FALLS
Connecticut

Public Works Department

December 5, 2022

STREET DEPARTMENT

Monthly Report

- Clean Transfer Station for the season. Freon units, tires, propane, and electronics were disposed and recorded for all totals for D.E.E.P. recycling reports. Accepting brush and leaves at Town Garage. Haul brush and leaves to debris site.
- Trucks and equipment are being serviced and prepared for the winter season. Mowing equipment was cleaned and put away for the winter.
- Working with the Town Engineer and SLR Inspectors for ongoing Road Projects.
- Met with B&W Contractors on Patricia /Dolly Dr. about staging area and existing utilities for the upcoming Road Reconstruction.
- Voting equipment was moved for the recent elections.
- Cold patch was ordered from O&G for winter.
- Inspect tree trimming selection by Eversource Arborist for tree maintenance
- Mow and clean up leaves on Town Properties for the end of the season
- Clean C.B.'s and gutters of roads from leaves on streets. (Oak Dr.)
- Worked with Cocchiola Paving with the installation of speed humps on Burton Rd
- C.B.Y.D mark outs and sewer permits/ inspections
- Patch roads for the end of season
- Set up Holiday Decorations on Main St. and Town Hall.
- Had a meeting with SLR Engineer for the review of the Town Stormwater Management Plan
- Order fuel and prepare fuel reports

Road Foreman
Rob Pruzinsky

CC: Gerald Smith
Mike Krenesky
Pete Betkoski



Town of Beacon Falls Office of the Fire Marshal



10 Maple Ave
Beacon Falls, CT 06403
(475) 777-6020

Fire Marshal Brian DeGeorge
Deputy Fire Marshal Cal Brennan

January 7, 2023

Gerry Smith
First Selectman
10 Maple Ave
Beacon Falls, CT 06403

First Selectman Smith,

Below is a report from the Fire Marshal's Office for the Month of December.

808 South Main St- Plan review with electrician
41 Lancaster Drive- Forest Construction Co Inspection
135 Back Rimmon Hill Rd- WRHS Reinspection
30 Highland Ave- LLES Reinspection
115 South Main St- Inspection
119 South Main St- Inspection
159 Old Turnpike- Inspection
17 Old Turnpike- NFPA tank research and on-site meeting
48 North Main St- Inspection
25 North Main St- Reinspection
Berko Tank – Inspection
4 Noe Place- Inspection
Send three family properties pre-inspection letters
Outstanding citation follow-ups
Past due invoice follow-ups
Previous inspection follow-ups
Assist in completing 2nd ambulance crew for multiple calls in town



Town of Beacon Falls
Office of the Fire Marshal



10 Maple Ave
Beacon Falls, CT 06403
(475) 777-6020

Fire Marshal Brian DeGeorge

Any questions or concerns please contact me directly. Deputy Fire Marshal Cal Brennan

Respectfully,

A handwritten signature in black ink, consisting of a large, stylized letter 'B' followed by a horizontal line that tapers to the right.

Fire Marshal
Brian DeGeorge

Terminal / Batch	
Terminal	2
Batch	2624

Town Only

Cash	4,790.84	1
Check	0.00	0
Credit Card	0.00	0
Total	4,790.84	1

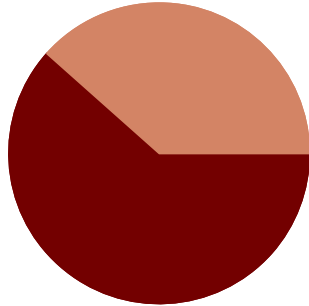
Last Assessor Bridge	
Run on:	05/16/2022

Percent Collection as of 12/30/2022

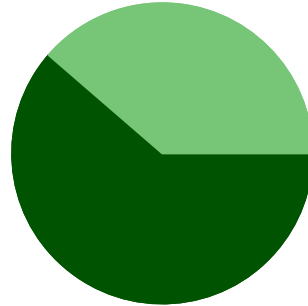
REAL ESTATE
 Uncollected - 38.42%
 Collected - 61.58%

PERSONAL PROPERTY
 Uncollected - 38.64%
 Collected - 61.36%

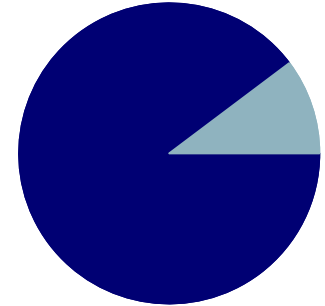
MV REGULAR
 Uncollected - 10.27%
 Collected - 89.73%



■ Total Due = \$5,606,548.80
■ Total Paid = \$8,986,573.92



■ Total Due = \$343,404.27
■ Total Paid = \$545,258.15



■ Total Due = \$190,463.93
■ Total Paid = \$1,664,249.57

Type	Total Billed	Total Paid	Total Due	Percent Collected
REAL ESTATE	14,593,122.72	8,986,573.92	5,606,548.80	61.58
PERSONAL PRO	888,662.42	545,258.15	343,404.27	61.36
MOTOR VEHICL	1,854,713.50	1,664,249.57	190,463.93	89.73
MOTOR SUPPLE	224,657.70	0.00	224,657.70	0.00
SEWER ASSESS	46,683.67	55,231.84	-8,548.17	118.31
WATER	10,629.01	21,251.11	-10,622.10	199.93
TOTALS:	\$17,618,469.02	\$11,272,564.59	\$6,345,904.43	

Original Beginning Balance Totals

Type	Count	Gross Assessment	Exemptions	Net Assessment	First Installment	Second Installment	Total Tax
REAL ESTATE	2,384	471,210,140	3,173,278	468,036,862	6,566,919.80	6,566,367.38	13,133,287.18
REAL ESTATE C	82	10,705,710	173,000	10,532,710	107,695.83	107,482.37	215,178.20
REAL ESTATE X	87	44,673,760	44,673,760	0	0.00	0.00	0.00
PERSONAL PROPERTY	270	44,236,722	12,846,342	31,390,380	446,800.42	441,862.00	888,662.42
MOTOR VEHICLE	5,925	66,987,899	359,050	66,628,849	1,878,921.79	0.00	1,878,921.79
MOTOR SUPPLEMENTAL	938	15,088,290	2,340	15,085,950	224,657.70	0.00	224,657.70
SEWER ASSESSMENT	238	0	0	0	40,733.59	0.00	40,733.59
WATER	178	0	0	0	10,154.64	0.00	10,154.64
TOTALS:	10,102	652,902,521	61,227,770	591,674,751	9,275,883.77	7,115,711.75	16,391,595.52

Waived Bills

Type	Count	Gross Assessment	Exemptions	Net Assessment	Total Tax	Waived Amount
TOTALS:	0	0	0	0	0.00	0.00

Summary of Cash Collections - Year to Date

Type	Taxes	Bond Int	Interest	Lien	Fees	Total
REAL ESTATE	8,986,573.92	0.00	7,136.11	0.00	60.00	8,993,770.03
PERSONAL PROPERTY	545,258.15	0.00	314.55	0.00	0.00	545,572.70
MOTOR VEHICLE	1,664,249.57	0.00	10,455.82	0.00	40.00	1,674,745.39
SEWER ASSESSMENT	2,737.32	316.32	73.72	24.00	0.00	3,151.36
TOTALS:	11,198,818.96	316.32	17,980.20	24.00	100.00	11,217,239.48

Summary of Cash Collections - Monthly for December

Type	Taxes	Bond Int	Interest	Lien	Fees	Total
REAL ESTATE	1,399,885.38	0.00	833.57	0.00	20.00	1,400,738.95
PERSONAL PROPERTY	19,542.42	0.00	2.50	0.00	0.00	19,544.92
MOTOR VEHICLE	13,972.57	0.00	1,322.49	0.00	0.00	15,295.06
TOTALS:	1,433,400.37	0.00	2,158.56	0.00	20.00	1,435,578.93

Summary of Open Batches for 12/30/2022

User	Terminal	Batch #	Last Eff. Date	Last Pay Date
MONEY	2	2624	12/30/2022	12/30/2022

GRAND RATEBOOK BALANCE SHEET REPORT
TOWN OF BEACON FALLS
GRAND LIST YEAR 2021

Year: 2006 To 2022, Pay Date: 12/31/2022, Time: 01/05/2023 01:56:14 pm All

Conditions: Recap By Year: Yes Recap By Dist: No Act/Susp: Active, Cycle: 00 To 00, Type: CITY, Bill Type: 07 WATER
 YEAR/TYPER ACTS BEGINNING BALANCE LAWFUL CORRECTIONS INC. TAXES COLLECTABLE CURRENT SUSPENSE TAXES/BINT PAID INTEREST PAID L+FEES PAID TOTAL PAID OVER PAID UNCOLLECTED TAXES

YEAR/TYPER	ACTS	BEGINNING BALANCE	LAWFUL CORRECTIONS INC.	TAXES COLLECTABLE	CURRENT SUSPENSE	TAXES/BINT PAID	INTEREST PAID	L+FEES PAID	TOTAL PAID	OVER PAID	UNCOLLECTED TAXES
WATER	2	0.00	0.00	0.00	0.00	0.00	0.00	0.00	0.00	0.00	0.00
YR: 2007	2	0.00	0.00	0.00	0.00	0.00	0.00	0.00	0.00	0.00	0.00
WATER	186	3,970.72	0.00	0.00	3,970.72	0.00	0.00	0.00	0.00	0.00	3,970.72
YR: 2008	186	3,970.72	0.00	0.00	3,970.72	0.00	0.00	0.00	0.00	0.00	3,970.72
WATER	185	916.32	0.00	0.00	916.32	0.00	0.00	0.00	0.00	0.00	916.32
YR: 2009	185	916.32	0.00	0.00	916.32	0.00	0.00	0.00	0.00	0.00	916.32
WATER	187	916.32	0.00	0.00	916.32	0.00	0.00	0.00	0.00	0.00	916.32
YR: 2010	187	916.32	0.00	0.00	916.32	0.00	0.00	0.00	0.00	0.00	916.32
WATER	187	1,118.60	0.00	0.00	1,118.60	0.00	0.00	0.00	0.00	0.00	1,118.60
YR: 2011	187	1,118.60	0.00	0.00	1,118.60	0.00	0.00	0.00	0.00	0.00	1,118.60
WATER	187	1,221.76	0.00	0.00	1,221.76	0.00	0.00	0.00	0.00	0.00	1,221.76
YR: 2012	187	1,221.76	0.00	0.00	1,221.76	0.00	0.00	0.00	0.00	0.00	1,221.76
WATER	187	1,221.76	0.00	0.00	1,221.76	0.00	0.00	0.00	0.00	0.00	1,221.76
YR: 2013	187	1,221.76	0.00	0.00	1,221.76	0.00	0.00	0.00	0.00	0.00	1,221.76
WATER	187	1,494.16	0.00	0.00	1,494.16	0.00	0.00	0.00	0.00	0.00	1,494.16
YR: 2014	187	1,494.16	0.00	0.00	1,494.16	0.00	0.00	0.00	0.00	0.00	1,494.16
WATER	187	1,527.20	0.00	0.00	1,527.20	0.00	0.00	0.00	0.00	0.00	1,527.20
YR: 2015	187	1,527.20	0.00	0.00	1,527.20	0.00	0.00	0.00	0.00	0.00	1,527.20
WATER	187	1,832.64	0.00	0.00	1,832.64	0.00	117.83 187.61	111.35	0.00	416.79	1,527.20
YR: 2016	187	1,832.64	0.00	0.00	1,832.64	0.00	117.83 187.61	111.35	0.00	416.79	1,527.20
WATER	187	1,832.64	0.00	0.00	1,832.64	0.00	130.66 174.78	99.95	0.00	405.39	1,527.20
YR: 2017	187	1,832.64	0.00	0.00	1,832.64	0.00	130.66	99.95	0.00	405.39	1,527.20

GRAND RATEBOOK BALANCE SHEET REPORT
TOWN OF BEACON FALLS
GRAND LIST YEAR 2021

Year: 2006 To 2022, Pay Date: 12/31/2022, Time: 01/05/2023 01:59:50 pm All

YEAR/TYPE	ACTS	BEGINNING BALANCE	LAWFUL INC.	Act/Susp: Active, CORRECTIONS DEC.	Cycle: 00 To 00, TAXES COLLECTABLE	Current SUSPENSE	TAXES/BINT PAID	INTEREST PAID	L+FEES PAID	TOTAL PAID	OVER PAID	UNCOLLECTED TAXES
							174.78					
WATER	187	1,832.64	0.00	0.00	1,832.64	0.00	133.27 172.17	77.96	0.00	383.40	0.00	1,527.20
YR: 2018	187	1,832.64	0.00	0.00	1,832.64	0.00	133.27 172.17	77.96	0.00	383.40	0.00	1,527.20
WATER	188	2,443.52	0.00	0.00	2,443.52	0.00	294.44 316.44	126.50	0.00	737.38	0.00	1,832.64
YR: 2019	188	2,443.52	0.00	0.00	2,443.52	0.00	294.44 316.44	126.50	0.00	737.38	0.00	1,832.64
WATER	187	3,359.84	0.00	0.00	3,359.84	0.00	627.46 594.30	143.44	0.00	1,365.20	0.00	2,138.08
YR: 2020	187	3,359.84	0.00	0.00	3,359.84	0.00	627.46 594.30	143.44	0.00	1,365.20	0.00	2,138.08
WATER	187	18,631.84	0.00	0.00	18,631.84	0.00	21,251.11 6,542.38	134.03	120.00	28,047.52	0.00	2,443.52
YR: 2021	187	18,631.84	0.00	0.00	18,631.84	0.00	11,605.17 21,251.11 6,542.38	134.03	120.00	28,047.52	0.00	2,443.52
							11,605.17					
WATER	187	16,809.67	119.78	0.00	16,929.45	0.00	16,666.20 4,677.62	52.68	96.00	21,492.50	-48.01	4,584.91
YR: 2022	187	16,809.67	119.78	0.00	16,929.45	0.00	9,119.06 16,666.20 4,677.62	52.68	96.00	21,492.50	-48.01	4,584.91
							9,119.06					
Grand Total	188	59,129.63	119.78	0.00	59,249.41	0.00	39,220.97 12,665.30	745.91	216.00	52,848.18	-48.01	27,967.59
							20,724.23					

**CASH REPORT
TOWN OF BEACON FALLS**

MONTHLY REPORT BY BILLING YEAR CASH: CITY Date: 01/05/2023 Pay Date: 12/01/2022 To 12/31/2022 Time: 14:07:47 Page: 1
 Condition: Year From: 2006 TO 2022 District: All Term# Total Only: NO Bill Type: 05 ASSM Susp/Credit: ALL Cycle #: 00 TO 00
 Recap Option: Year Type

BILL #	S-D	CITY Gross	INTEREST Exmpt	LIEN Net	FEEs	Tax	BINT	TOTAL	DATE PAID	K	TP	OVR	BATCH	TRANS#	TERM#	NAME
2022-5-0008043	01	24.00	2.00	0.00	0.00		0.00	26.00	12/12/2022	P	1		1335	1	20	LEMANSKI BO
2022-5-0008117	01	367.97	0.00	0.00	0.00		140.87	508.84	12/30/2022	P	1		1336	1	20	ORTEGA WINS
2022-5-0008196	01	367.72	22.06	0.00	0.00		141.12	530.90	12/07/2022	P	1		1334	1	20	HALPIN FRAN
2022-5-0008217	01	196.46	3.54	0.00	0.00		0.00	200.00	12/02/2022	P	1	P	1333	1	20	BOWEN WILLI
TOT ASSM		956.15	27.60	0.00	0.00		281.99	1,265.74								
TOT YR 2022		956.15	27.60	0.00	0.00		281.99	1,265.74								
TOT CUR/YR COLL.		956.15	27.60	0.00	0.00		281.99	1,265.74								
TOT ACTIVE		956.15	27.60	0.00	0.00		281.99	1,265.74								
GRAND TOTAL		956.15	27.60	0.00	0.00		281.99	1,265.74								
CITY		CURRENT:	1,265.74	BACK :		0.00										

RECEIPT TOTAL	1,265.74	
CASH TOTAL	508.84	
CHANGE TOTAL	0.00	

CASH BALANCE	508.84	
CHECK TOTAL	226.00	
CREDIT TOTAL	0.00	
DEPOSIT TOTAL	1,265.74	*** (EXCLUDE CREDIT CARD)
DEPOSIT TOTAL	<u>1,265.74</u>	

*** TOTAL BALANCE IS NOT EQUAL TO DEPOSIT TOTAL ***

GRAND RATEBOOK BALANCE SHEET REPORT
TOWN OF BEACON FALLS
GRAND LIST YEAR 2021

Year: 2006 To 2022, Pay Date: 11/30/2022, Time: 01/05/2023 02:02:07 pm

All

Page: 1

Conditions: Recap By Year: Yes Recap By Dist: No Act/Susp: Active, Cycle: 00 To 00, Type: CITY, Bill Type: 07 WATER

YEAR/TYPE	ACTS	BEGINNING BALANCE	LAWFUL INC.	CORRECTIONS DEC.	TAXES COLLECTABLE	CURRENT SUSPENSE	TAXES/BINT PAID	INTEREST PAID	L+FEES PAID	TOTAL PAID	OVER PAID	UNCOLLECTED TAXES
WATER	2	0.00	0.00	0.00	0.00	0.00	0.00	0.00	0.00	0.00	0.00	0.00
YR: 2007	2	0.00	0.00	0.00	0.00	0.00	0.00	0.00	0.00	0.00	0.00	0.00
WATER	186	3,970.72	0.00	0.00	3,970.72	0.00	0.00	0.00	0.00	0.00	0.00	3,970.72
YR: 2008	186	3,970.72	0.00	0.00	3,970.72	0.00	0.00	0.00	0.00	0.00	0.00	3,970.72
WATER	185	916.32	0.00	0.00	916.32	0.00	0.00	0.00	0.00	0.00	0.00	916.32
YR: 2009	185	916.32	0.00	0.00	916.32	0.00	0.00	0.00	0.00	0.00	0.00	916.32
WATER	187	916.32	0.00	0.00	916.32	0.00	0.00	0.00	0.00	0.00	0.00	916.32
YR: 2010	187	916.32	0.00	0.00	916.32	0.00	0.00	0.00	0.00	0.00	0.00	916.32
WATER	187	1,118.60	0.00	0.00	1,118.60	0.00	0.00	0.00	0.00	0.00	0.00	1,118.60
YR: 2011	187	1,118.60	0.00	0.00	1,118.60	0.00	0.00	0.00	0.00	0.00	0.00	1,118.60
WATER	187	1,221.76	0.00	0.00	1,221.76	0.00	0.00	0.00	0.00	0.00	0.00	1,221.76
YR: 2012	187	1,221.76	0.00	0.00	1,221.76	0.00	0.00	0.00	0.00	0.00	0.00	1,221.76
WATER	187	1,221.76	0.00	0.00	1,221.76	0.00	0.00	0.00	0.00	0.00	0.00	1,221.76
YR: 2013	187	1,221.76	0.00	0.00	1,221.76	0.00	0.00	0.00	0.00	0.00	0.00	1,221.76
WATER	187	1,494.16	0.00	0.00	1,494.16	0.00	0.00	0.00	0.00	0.00	0.00	1,494.16
YR: 2014	187	1,494.16	0.00	0.00	1,494.16	0.00	0.00	0.00	0.00	0.00	0.00	1,494.16
WATER	187	1,527.20	0.00	0.00	1,527.20	0.00	0.00	0.00	0.00	0.00	0.00	1,527.20
YR: 2015	187	1,527.20	0.00	0.00	1,527.20	0.00	0.00	0.00	0.00	0.00	0.00	1,527.20
WATER	187	1,832.64	0.00	0.00	1,832.64	0.00	117.83 187.61	111.35	0.00	416.79	0.00	1,527.20
YR: 2016	187	1,832.64	0.00	0.00	1,832.64	0.00	117.83 187.61	111.35	0.00	416.79	0.00	1,527.20
WATER	187	1,832.64	0.00	0.00	1,832.64	0.00	130.66 174.78	99.95	0.00	405.39	0.00	1,527.20
YR: 2017	187	1,832.64	0.00	0.00	1,832.64	0.00	130.66 174.78	99.95	0.00	405.39	0.00	1,527.20

**GRAND RATEBOOK BALANCE SHEET REPORT
TOWN OF BEACON FALLS
GRAND LIST YEAR 2021**

Year: 2006 To 2022, Pay Date: 11/30/2022, Time: 01/05/2023 02:05:24 pm All

Page: 2

Conditions: Recap By Year:Yes Recap By Dist:No Act/Susp: Active, Cycle: 00 To 00, Type: CITY, Bill Type: 07 WATER

YEAR/TYPE	ACTS	BEGINNING BALANCE	LAWFUL INC.	CORRECTIONS DEC.	COLLECTABLE	CURRENT SUSPENSE	TAXES PAID	TAXES/BINT PAID	INTEREST PAID	L+FEES PAID	TOTAL PAID	OVER PAID	UNCOLLECTED TAXES
							174.78						
WATER	187	1,832.64	0.00	0.00	1,832.64	0.00	133.27	172.17	77.96	0.00	383.40	0.00	1,527.20
YR: 2018	187	1,832.64	0.00	0.00	1,832.64	0.00	133.27	172.17	77.96	0.00	383.40	0.00	1,527.20
WATER	188	2,443.52	0.00	0.00	2,443.52	0.00	294.44	316.44	126.50	0.00	737.38	0.00	1,832.64
YR: 2019	188	2,443.52	0.00	0.00	2,443.52	0.00	294.44	316.44	126.50	0.00	737.38	0.00	1,832.64
WATER	187	3,359.84	0.00	0.00	3,359.84	0.00	627.46	594.30	143.44	0.00	1,365.20	0.00	2,138.08
YR: 2020	187	3,359.84	0.00	0.00	3,359.84	0.00	627.46	594.30	143.44	0.00	1,365.20	0.00	2,138.08
WATER	187	18,631.84	0.00	0.00	18,631.84	0.00	21,251.11	6,542.38	134.03	120.00	28,047.52	0.00	2,443.52
YR: 2021	187	18,631.84	0.00	0.00	18,631.84	0.00	21,251.11	6,542.38	134.03	120.00	28,047.52	0.00	2,443.52
							PAY OFF PRINC	11,605.17					
							PAY OFF PRINC	11,605.17					
WATER	187	16,809.67	119.78	0.00	16,929.45	0.00	16,483.27	4,555.11	44.45	96.00	21,178.83	-48.01	4,890.35
YR: 2022	187	16,809.67	119.78	0.00	16,929.45	0.00	16,483.27	4,555.11	44.45	96.00	21,178.83	-48.01	4,890.35
							PAY OFF PRINC	9,119.06					
							PAY OFF PRINC	9,119.06					
Grand Total	188	59,129.63	119.78	0.00	59,249.41	0.00	39,038.04	12,542.79	737.68	216.00	52,534.51	-48.01	28,273.03
							PAY OFF PRINC	20,724.23					

GRAND RATEBOOK BALANCE SHEET REPORT
TOWN OF BEACON FALLS
GRAND LIST YEAR 2021

Year: 2006 To 2022, Pay Date: 11/30/2022, Time: 01/05/2023 01:39:13 pm All
 Conditions: Recap By Year: Yes Recap By Dist: No Act/Susp: Active, Cycle: 00 To 00, Type: CITY, Bill Type: 05 ASSM

YEAR/TYPE	ACTS	BEGINNING BALANCE	LAWFUL INC.	CORRECTIONS DEC.	TAXES COLLECTABLE	CURRENT SUSPENSE	TAXES/BINT PAID	INTEREST PAID	L+FEES PAID	TOTAL PAID	OVER PAID	UNCOLLECTED TAXES
ASSM	1	0.00	0.00	0.00	0.00	0.00	0.00	0.00	0.00	0.00	0.00	0.00
YR: 2007	1	0.00	0.00	0.00	0.00	0.00	0.00	0.00	0.00	0.00	0.00	0.00
ASSM	13	2,681.53	0.00	0.00	2,681.53	0.00	0.00	0.00	0.00	0.00	0.00	2,681.53
YR: 2008	13	2,681.53	0.00	0.00	2,681.53	0.00	0.00	0.00	0.00	0.00	0.00	2,681.53
ASSM	19	1,526.52	0.00	0.00	1,526.52	0.00	0.00	0.00	0.00	0.00	0.00	1,526.52
YR: 2009	19	1,526.52	0.00	0.00	1,526.52	0.00	0.00	0.00	0.00	0.00	0.00	1,526.52
ASSM	15	1,643.66	0.00	0.00	1,643.66	0.00	0.00	0.00	0.00	0.00	0.00	1,643.66
YR: 2010	15	1,643.66	0.00	0.00	1,643.66	0.00	0.00	0.00	0.00	0.00	0.00	1,643.66
ASSM	19	1,905.41	0.00	0.00	1,905.41	0.00	0.00	0.00	0.00	0.00	0.00	1,905.41
YR: 2011	19	1,905.41	0.00	0.00	1,905.41	0.00	0.00	0.00	0.00	0.00	0.00	1,905.41
ASSM	21	1,396.57	0.00	0.00	1,396.57	0.00	0.00	0.00	0.00	0.00	0.00	1,396.57
YR: 2012	21	1,396.57	0.00	0.00	1,396.57	0.00	0.00	0.00	0.00	0.00	0.00	1,396.57
ASSM	19	1,396.57	0.00	0.00	1,396.57	0.00	0.00	0.00	0.00	0.00	0.00	1,396.57
YR: 2013	19	1,396.57	0.00	0.00	1,396.57	0.00	0.00	0.00	0.00	0.00	0.00	1,396.57
ASSM	27	1,396.57	0.00	0.00	1,396.57	0.00	0.00	0.00	0.00	0.00	0.00	1,396.57
YR: 2014	27	1,396.57	0.00	0.00	1,396.57	0.00	0.00	0.00	0.00	0.00	0.00	1,396.57
ASSM	24	1,410.06	0.00	0.00	1,410.06	0.00	13.49	2.02	0.00	15.51	0.00	1,396.57
YR: 2015	24	1,410.06	0.00	0.00	1,410.06	0.00	13.49	2.02	0.00	15.51	0.00	1,396.57
ASSM	17	2,923.09	0.00	0.00	2,923.09	0.00	147.54 283.89	253.06	0.00	684.49	0.00	2,491.66
YR: 2016	17	2,923.09	0.00	0.00	2,923.09	0.00	147.54 283.89	253.06	0.00	684.49	0.00	2,491.66
ASSM	24	3,676.04	0.00	0.00	3,676.04	0.00	140.47	14.75	0.00	155.22	0.00	3,535.57
YR: 2017	24	3,676.04	0.00	0.00	3,676.04	0.00	140.47	14.75	0.00	155.22	0.00	3,535.57

GRAND RATEBOOK BALANCE SHEET REPORT
TOWN OF BEACON FALLS
GRAND LIST YEAR 2021

Year: 2006 To 2022, Pay Date: 11/30/2022, Time: 01/05/2023 01:39:42 pm

All

Page: 2

YEAR/TYPE	ACTS	BEGINNING BALANCE	Dist:No LAWFUL INC.	Act/Susp: CORRECTIONS DEC.	Active, TAXES COLLECTABLE	Cycle: 00 CURRENT SUSPENSE	Type: CITY, Bill TAXES/BINT PAID	Type: 05 INTEREST PAID	ASSM L+FEES PAID	TOTAL PAID	OVER PAID	UNCOLLECTED TAXES
ASSM	29	5,347.24	0.00	0.00	5,347.24	0.00	0.00 139.47	205.31	0.00	344.78	0.00	5,207.77
YR: 2018	29	5,347.24	0.00	0.00	5,347.24	0.00	0.00 139.47	205.31	0.00	344.78	0.00	5,207.77
ASSM	281	6,614.92	0.00	0.00	6,614.92	0.00	0.00	0.00	0.00	0.00	0.00	6,614.92
YR: 2019	281	6,614.92	0.00	0.00	6,614.92	0.00	0.00	0.00	0.00	0.00	0.00	6,614.92
ASSM	269	8,076.70	0.00	0.00	8,076.70	0.00	7,817.21 348.13	153.54	24.00	8,342.88	0.00	7,023.76
YR: 2020	269	8,076.70	0.00	0.00	8,076.70	0.00	6,712.40 7,817.21 348.13	153.54	24.00	8,342.88	0.00	7,023.76
							PAY OFF PRINC					
							6,712.40					
ASSM	281	68,693.40	0.00	0.00	68,693.40	0.00	55,231.84 18,154.93	456.99	96.00	73,939.76	0.00	9,202.96
YR: 2021	281	68,693.40	0.00	0.00	68,693.40	0.00	13,896.33 55,231.84 18,154.93	456.99	96.00	73,939.76	0.00	9,202.96
							PAY OFF PRINC					
							13,896.33					
ASSM	281	66,314.50	0.00	0.00	66,314.50	0.00	48,917.40 14,400.06 -47.30	192.68	120.00	63,630.14	-72.00	13,371.95
YR: 2022	281	66,314.50	0.00	0.00	66,314.50	0.00	10,327.61 48,917.40 14,400.06 -47.30	192.68	120.00	63,630.14	-72.00	13,371.95
							REFUND					
							PAY OFF PRINC					
							10,327.61					
Grand Total	281	175,002.78	0.00	0.00	175,002.78	0.00	112,267.95 33,326.48 -47.30	1,278.35	240.00	147,112.78	-72.00	60,791.99
							REFUND					
							PAY OFF PRINC					
							30,936.34	0.00	0.00			

**CASH REPORT
TOWN OF BEACON FALLS**

MONTHLY REPORT BY BILLING YEAR CASH: CITY Date: 01/05/2023 Pay Date: 12/01/2022 To 12/31/2022 Time: 14:08:07 Page: 1
 Condition: Year From: 2006 TO 2022 District: All Term# Total Only: NO Bill Type: 07 WATER Susp/Credit: ALL Cycle #: 00 TO 00
 Recap Option: Year Type

BILL #	S-D	CITY Gross	INTEREST Exmpt	LIEN Net	FEEES	Tax	BINT	TOTAL	DATE PAID	K	TP	OVR	BATCH	TRANS#	TERM#	NAME
2022-7-0003025	03	182.93	8.23	0.00	0.00		122.51	313.67	12/01/2022	P	3		1332	1	20	MARKS WENDY
TOT WATER		182.93	8.23	0.00	0.00		122.51	313.67								
TOT YR 2022		182.93	8.23	0.00	0.00		122.51	313.67								
TOT CUR/YR COLL.		182.93	8.23	0.00	0.00		122.51	313.67								
TOT ACTIVE		182.93	8.23	0.00	0.00		122.51	313.67								
GRAND TOTAL		182.93	8.23	0.00	0.00		122.51	313.67								
CITY		CURRENT:	313.67	BACK	:	0.00										

RECEIPT TOTAL	313.67	
CASH TOTAL	0.00	
CHANGE TOTAL	0.00	

CASH BALANCE	0.00	
CHECK TOTAL	313.67	
CREDIT TOTAL	0.00	
DEPOSIT TOTAL	313.67	*** (EXCLUDE CREDIT CARD)

DEPOSIT TOTAL	<u>313.67</u>	

GRAND RATEBOOK BALANCE SHEET REPORT
TOWN OF BEACON FALLS
GRAND LIST YEAR 2021

Year: 2006 To 2022, Pay Date: 12/31/2022, Time: 01/05/2023 01:53:23 pm All

Conditions: Recap By Year: Yes Recap By Dist: No Act/Susp: Active, Cycle: 00 To 00, Type: CITY, Bill Type: 05 ASSM

YEAR/TYPE	ACTS	BEGINNING BALANCE	LAWFUL INC.	CORRECTIONS DEC.	TAXES COLLECTABLE	CURRENT SUSPENSE	TAXES/BINT PAID	INTEREST PAID	L+FEES PAID	TOTAL PAID	OVER PAID	UNCOLLECTED TAXES
ASSM	1	0.00	0.00	0.00	0.00	0.00	0.00	0.00	0.00	0.00	0.00	0.00
YR: 2007	1	0.00	0.00	0.00	0.00	0.00	0.00	0.00	0.00	0.00	0.00	0.00
ASSM	13	2,681.53	0.00	0.00	2,681.53	0.00	0.00	0.00	0.00	0.00	0.00	2,681.53
YR: 2008	13	2,681.53	0.00	0.00	2,681.53	0.00	0.00	0.00	0.00	0.00	0.00	2,681.53
ASSM	19	1,526.52	0.00	0.00	1,526.52	0.00	0.00	0.00	0.00	0.00	0.00	1,526.52
YR: 2009	19	1,526.52	0.00	0.00	1,526.52	0.00	0.00	0.00	0.00	0.00	0.00	1,526.52
ASSM	15	1,643.66	0.00	0.00	1,643.66	0.00	0.00	0.00	0.00	0.00	0.00	1,643.66
YR: 2010	15	1,643.66	0.00	0.00	1,643.66	0.00	0.00	0.00	0.00	0.00	0.00	1,643.66
ASSM	19	1,905.41	0.00	0.00	1,905.41	0.00	0.00	0.00	0.00	0.00	0.00	1,905.41
YR: 2011	19	1,905.41	0.00	0.00	1,905.41	0.00	0.00	0.00	0.00	0.00	0.00	1,905.41
ASSM	21	1,396.57	0.00	0.00	1,396.57	0.00	0.00	0.00	0.00	0.00	0.00	1,396.57
YR: 2012	21	1,396.57	0.00	0.00	1,396.57	0.00	0.00	0.00	0.00	0.00	0.00	1,396.57
ASSM	19	1,396.57	0.00	0.00	1,396.57	0.00	0.00	0.00	0.00	0.00	0.00	1,396.57
YR: 2013	19	1,396.57	0.00	0.00	1,396.57	0.00	0.00	0.00	0.00	0.00	0.00	1,396.57
ASSM	27	1,396.57	0.00	0.00	1,396.57	0.00	0.00	0.00	0.00	0.00	0.00	1,396.57
YR: 2014	27	1,396.57	0.00	0.00	1,396.57	0.00	0.00	0.00	0.00	0.00	0.00	1,396.57
ASSM	24	1,410.06	0.00	0.00	1,410.06	0.00	13.49	2.02	0.00	15.51	0.00	1,396.57
YR: 2015	24	1,410.06	0.00	0.00	1,410.06	0.00	13.49	2.02	0.00	15.51	0.00	1,396.57
ASSM	17	2,923.09	0.00	0.00	2,923.09	0.00	147.54 283.89	253.06	0.00	684.49	0.00	2,491.66
YR: 2016	17	2,923.09	0.00	0.00	2,923.09	0.00	147.54 283.89	253.06	0.00	684.49	0.00	2,491.66
ASSM	24	3,676.04	0.00	0.00	3,676.04	0.00	140.47	14.75	0.00	155.22	0.00	3,535.57
YR: 2017	24	3,676.04	0.00	0.00	3,676.04	0.00	140.47	14.75	0.00	155.22	0.00	3,535.57

GRAND RATEBOOK BALANCE SHEET REPORT
TOWN OF BEACON FALLS
GRAND LIST YEAR 2021

Year: 2006 To 2022, Pay Date: 12/31/2022, Time: 01/05/2023 01:53:47 pm All

YEAR/TYPE	ACTS	BEGINNING BALANCE	LAWFUL INC.	Act/Susp: CORRECTIONS DEC.	Active, COLLECTABLE	Cycle: 00 To 00, TAXES CURRENT SUSPENSE	Type: CITY, Bill TAXES/BINT PAID	Type: 05 ASSM INTEREST PAID	L+FEES PAID	TOTAL PAID	OVER PAID	UNCOLLECTED TAXES
ASSM	29	5,347.24	0.00	0.00	5,347.24	0.00	0.00 139.47	205.31	0.00	344.78	0.00	5,207.77
YR: 2018	29	5,347.24	0.00	0.00	5,347.24	0.00	0.00 139.47	205.31	0.00	344.78	0.00	5,207.77
ASSM	281	6,614.92	0.00	0.00	6,614.92	0.00	0.00	0.00	0.00	0.00	0.00	6,614.92
YR: 2019	281	6,614.92	0.00	0.00	6,614.92	0.00	0.00	0.00	0.00	0.00	0.00	6,614.92
ASSM	269	8,076.70	0.00	0.00	8,076.70	0.00	7,817.21 348.13	153.54	24.00	8,342.88	0.00	7,023.76
YR: 2020	269	8,076.70	0.00	0.00	8,076.70	0.00	6,712.40 7,817.21 348.13	153.54	24.00	8,342.88	0.00	7,023.76
							PAY OFF PRINC 6,712.40					
ASSM	281	68,693.40	0.00	0.00	68,693.40	0.00	55,231.84 18,154.93	456.99	96.00	73,939.76	0.00	9,202.96
YR: 2021	281	68,693.40	0.00	0.00	68,693.40	0.00	13,896.33 55,231.84 18,154.93	456.99	96.00	73,939.76	0.00	9,202.96
							PAY OFF PRINC 13,896.33					
ASSM	281	66,314.50	0.00	0.00	66,314.50	0.00	49,873.55 14,682.05	220.28	120.00	64,895.88	-72.00	12,212.16
YR: 2022	281	66,314.50	0.00	0.00	66,314.50	0.00	***REFUND*** ***PAY OFF PRINC*** 10,405.96 49,873.55 14,682.05 -47.30	220.28	120.00	64,895.88	-72.00	12,212.16
							REFUND ***PAY OFF PRINC*** 10,405.96	0.00	0.00			
Grand Total	281	175,002.78	0.00	0.00	175,002.78	0.00	113,224.10 33,608.47 ***REFUND*** -47.30 ***PAY OFF PRINC*** 31,014.69	1,305.95	240.00	148,378.52	-72.00	59,632.20

END OF MONTH BALANCING

December 2022

Last Months Uncollected Tax on GRBBS-		<u>\$ 8,051,057.21</u>
Subtract TAX collected on CASH REPORT for Month-		<u>\$ 1,442,230.98</u>
Subtotal-		<u>\$ 6,608,826.23</u>
Add in Bounced Checks (Tax Column only)		<u>\$ 300.00</u>
	Subtotal-	<u>\$ 6,609,126.23</u>
Add in Refunds (Tax Column only)		<u>\$ 1,819.64</u>
	Subtotal-	<u>\$ 6,610,945.87</u>
Adjustments-Add if net is increase		<u>\$ 604.32</u>
-Subtract if net is Decrease		<u>\$</u>
	Subtotal-	<u>\$ 6,611,550.19</u>
Transfers-Add if tax amount is negative		<u>\$</u>
-Subtract if positive	Subtotal-	<u>\$</u>
Suspense put on as of -subtract		<u>\$</u>
	Subtotal-	<u>\$ 6,611,550.19</u>
Current Month Uncollected Tax on GRBBS-		<u>\$ 6,836,207.89</u>
<u>Difference is Motor Vehicle Supplemental bills added to QDS</u>		
	Difference	<u>(\$224,657.50)</u>

GRAND RATEBOOK BALANCE SHEET REPORT
TOWN OF BEACON FALLS
GRAND LIST YEAR 2021

Year: 2006 To 2022, Pay Date: 11/30/2022, Time: 12/14/2022 11:06:54 am All Conditions: Recap By Year: Yes Recap By Dist: No Act/Susp: Active, Cycle: 00 To 00, Type: CITY, Bill Type: 14 CODE T YEAR/TYPE ACTS BEGINNING BALANCE LAWFUL INC. CORRECTIONS DEC. COLLECTABLE TAXES CURRENT SUSPENSE TAXES/BINT PAID INTEREST PAID L+FEES PAID TOTAL PAID OVER PAID UNCOLLECTED TAXES												
REAL ESTAT	5	5,030.42	0.00	0.00	5,030.42	0.00	0.00	0.00	0.00	0.00	0.00	0.00
MOTOR VEH	3	557.92	0.00	0.00	557.92	0.00	0.00	0.00	0.00	0.00	0.00	5,030.42
MVS	1	1.88	0.00	0.00	1.88	0.00	0.00	0.00	0.00	0.00	0.00	557.92
YR: 2006	9	5,590.22	0.00	0.00	5,590.22	0.00	0.00	0.00	0.00	0.00	0.00	1.88
REAL ESTAT	5	5,485.14	0.00	0.00	5,485.14	0.00	0.00	0.00	0.00	0.00	0.00	0.00
MOTOR VEH	3	495.35	0.00	0.00	495.35	0.00	0.00	0.00	0.00	0.00	0.00	495.35
YR: 2007	8	5,980.49	0.00	0.00	5,980.49	0.00	0.00	0.00	0.00	0.00	0.00	5,980.49
REAL ESTAT	6	5,374.22	0.00	0.00	5,374.22	0.00	0.00	0.00	0.00	0.00	0.00	0.00
MOTOR VEH	9	1,404.14	0.00	0.00	1,404.14	0.00	0.00	0.00	0.00	0.00	0.00	5,374.22
YR: 2008	15	6,778.36	0.00	0.00	6,778.36	0.00	0.00	0.00	0.00	0.00	0.00	1,404.14
REAL ESTAT	7	6,414.88	0.00	0.00	6,414.88	0.00	0.00	0.00	0.00	0.00	0.00	0.00
MOTOR VEH	8	954.16	0.00	0.00	954.16	0.00	0.00	0.00	0.00	0.00	0.00	954.16
MVS	1	145.15	0.00	0.00	145.15	0.00	0.00	0.00	0.00	0.00	0.00	145.15
YR: 2009	16	7,514.19	0.00	0.00	7,514.19	0.00	0.00	0.00	0.00	0.00	0.00	7,514.19
REAL ESTAT	8	7,754.88	0.00	0.00	7,754.88	0.00	0.00	0.00	0.00	0.00	0.00	0.00
MOTOR VEH	11	2,116.45	0.00	0.00	2,116.45	0.00	0.00	0.00	0.00	0.00	0.00	2,116.45
MVS	1	42.62	0.00	0.00	42.62	0.00	0.00	0.00	0.00	0.00	0.00	42.62
YR: 2010	20	9,913.95	0.00	0.00	9,913.95	0.00	0.00	0.00	0.00	0.00	0.00	9,913.95
REAL ESTAT	8	7,198.76	0.00	0.00	7,198.76	0.00	0.00	0.00	0.00	0.00	0.00	0.00
MOTOR VEH	1	263.42	0.00	0.00	263.42	0.00	0.00	0.00	0.00	0.00	0.00	263.42
YR: 2011	9	7,462.18	0.00	0.00	7,462.18	0.00	0.00	0.00	0.00	0.00	0.00	7,462.18
REAL ESTAT	9	7,383.92	0.00	0.00	7,383.92	0.00	0.00	0.00	0.00	0.00	0.00	0.00
MOTOR VEH	4	627.05	0.00	0.00	627.05	0.00	0.00	0.00	0.00	0.00	0.00	627.05
MVS	3	744.22	0.00	0.00	744.22	0.00	0.00	0.00	0.00	0.00	0.00	744.22
YR: 2012	16	8,755.19	0.00	0.00	8,755.19	0.00	0.00	0.00	0.00	0.00	-27.86	8,755.19
REAL ESTAT	9	7,886.50	0.00	0.00	7,886.50	0.00	0.00	85.00	0.00	85.00	0.00	0.00

GRAND RATEBOOK BALANCE SHEET REPORT
TOWN OF BEACON FALLS
GRAND LIST YEAR 2021

Year: 2006 To 2022, Pay Date: 11/30/2022, Time: 12/14/2022 11:06:55 am

All

Page: 2

Conditions: Recap By Year: Yes Recap By Dist: No Act/Susp: Active, Cycle: 00 To 00, Type: CITY, Bill Type: 14 CODE T

YEAR/TYPE	ACTS	BEGINNING BALANCE	LAWFUL INC.	CORRECTIONS DEC.	TAXES COLLECTABLE	CURRENT SUSPENSE	TAXES/BINT PAID	INTEREST PAID	L+FEES PAID	TOTAL PAID	OVER PAID	UNCOLLECTED TAXES
MOTOR VEH	4	255.27	0.00	0.00	255.27	0.00	0.00	0.00	0.00	0.00	-111.10	255.27
YR: 2013	13	8,141.77	0.00	0.00	8,141.77	0.00	0.00	85.00	0.00	85.00	-111.10	8,141.77
REAL ESTAT	12	7,883.68	0.00	0.00	7,883.68	0.00	84.54	146.46	24.00	255.00	0.00	7,799.14
PERS PROP	2	0.00	0.00	0.00	0.00	0.00	0.00	0.00	0.00	0.00	0.00	0.00
MOTOR VEH	9	-498.94	0.00	0.00	-498.94	0.00	0.00	0.00	0.00	0.00	-498.94	-498.94
YR: 2014	23	7,384.74	0.00	0.00	7,384.74	0.00	84.54	146.46	24.00	255.00	-498.94	7,300.20
REAL ESTAT	23	8,482.34	0.00	0.00	8,482.34	0.00	0.00	0.00	0.00	0.00	0.00	8,482.34
PERS PROP	2	0.00	0.00	0.00	0.00	0.00	0.00	0.00	0.00	0.00	0.00	0.00
MOTOR VEH	12	-15.54	0.00	0.00	-15.54	0.00	0.00	0.00	0.00	0.00	-15.54	-15.54
MVS	2	0.00	0.00	0.00	0.00	0.00	0.00	0.00	0.00	0.00	0.00	0.00
YR: 2015	39	8,466.80	0.00	0.00	8,466.80	0.00	0.00	0.00	0.00	0.00	-15.54	8,466.80
REAL ESTAT	43	11,206.70	0.00	0.00	11,206.70	0.00	0.00	0.00	0.00	0.00	0.00	11,206.70
PERS PROP	1	0.00	0.00	0.00	0.00	0.00	0.00	0.00	0.00	0.00	0.00	0.00
MOTOR VEH	20	-14.43	0.00	0.00	-14.43	0.00	0.00	0.00	0.00	0.00	-14.43	-14.43
MVS	7	0.00	0.00	0.00	0.00	0.00	0.00	0.00	0.00	0.00	0.00	0.00
YR: 2016	71	11,192.27	0.00	0.00	11,192.27	0.00	0.00	0.00	0.00	0.00	-14.43	11,192.27
REAL ESTAT	52	13,503.57	0.00	0.00	13,503.57	0.00	0.00	231.00	24.00	255.00	0.00	13,503.57
PERS PROP	6	0.00	0.00	0.00	0.00	0.00	0.00	0.00	0.00	0.00	0.00	0.00
MOTOR VEH	66	-106.84	0.00	0.00	-106.84	0.00	0.00	0.00	0.00	0.00	-106.84	-106.84
MVS	31	-26.50	0.00	0.00	-26.50	0.00	0.00	0.00	0.00	0.00	-26.50	-26.50
YR: 2017	155	13,370.23	0.00	0.00	13,370.23	0.00	0.00	231.00	24.00	255.00	-133.34	13,370.23
REAL ESTAT	62	21,083.86	0.00	0.00	21,083.86	0.00	176.62	10.60	0.00	187.22	-40.16	20,907.24
PERS PROP	26	8,642.24	0.00	0.00	8,642.24	0.00	0.00	0.00	0.00	0.00	0.00	8,642.24
MOTOR VEH	261	21,994.86	0.00	0.00	21,994.86	0.00	-56.20	73.78	20.87	38.45	-733.35	22,051.06
MVS	112	4,267.95	0.00	0.00	4,267.95	0.00	-144.68	0.00	0.00	-308.42	0.00	4,576.37
YR: 2018	461	55,988.91	0.00	0.00	55,988.91	0.00	-188.00	84.38	20.87	-82.75	-773.51	56,176.91
							-453.10	0.00	0.00			

GRAND RATEBOOK BALANCE SHEET REPORT
TOWN OF BEACON FALLS
GRAND LIST YEAR 2021

Year: 2006 To 2022, Pay Date: 11/30/2022, Time: 12/14/2022 11:06:58 am

All

Page: 3

Conditions: Recap By Year: Yes Recap By Dist: No Act/Susp: Active, Cycle: 00 To 00, Type: CITY, Bill Type: 14 CODE T

YEAR/TYPE	ACTS	BEGINNING BALANCE	Recap By	Dist: No LAWFUL INC.	Act/Susp: CORRECTIONS DEC.	Active, TAXES COLLECTABLE	Current SUSPENSE	TAXES/BINT PAID	INTEREST PAID	L+FEES PAID	TOTAL PAID	OVER PAID	UNCOLLECTED TAXES
REAL ESTAT	1,964	68,475.11		0.00	0.00	68,475.11	0.00	15,738.53	3,601.57	54.00	19,394.10	-1,460.07	52,736.58
PERS PROP	78	11,609.07		0.00	0.00	11,609.07	0.00	0.00	0.00	0.00	0.00	0.00	11,609.07
MOTOR VEH	586	25,531.85	579.79		-77.19	26,034.45	0.00	2,266.10	921.02	365.53	3,552.65	-663.99	23,768.35
MVS	887	7,801.31	0.00		-249.86	7,551.45	0.00	-533.47	0.00	0.00	0.00	0.00	7,551.45
YR: 2019	3,515	113,417.34	579.79		-327.05	113,670.08	0.00	18,729.24	4,736.33	544.84	24,010.41	-2,187.70	94,940.84
						REFUND		-533.47	0.00	0.00			
REAL ESTAT	2,772	162,533.49		0.00	0.00	162,533.49	0.00	25,333.79	4,694.09	168.00	30,195.88	-12,539.08	137,199.70
PERS PROP	273	12,500.74		0.00	0.00	12,500.74	0.00	259.48	33.03	0.00	292.51	0.00	12,241.26
MOTOR VEH	5,801	72,719.05	572.36		-1,513.82	71,777.59	0.00	17,119.26	4,056.91	20.00	21,196.17	-1,228.69	54,658.33
MVS	1,198	35,459.89	0.00		-187.19	35,272.70	0.00	-1,099.26	0.00	0.00	0.00	0.00	35,272.70
YR: 2020	10,044	283,213.17	572.36		-1,701.01	282,084.52	0.00	55,051.65	10,382.41	188.00	65,622.06	-13,767.77	227,032.87
						REFUND		-1,286.61	0.00	0.00			
REAL ESTAT	2,795	14,577,472.02	16,302.68		-651.98	14,593,122.72	0.00	7,586,688.54	6,302.54	40.00	7,593,031.08	-27.01	7,006,434.18
PERS PROP	270	888,662.42	0.00		0.00	888,662.42	0.00	525,715.73	312.05	0.00	526,027.78	0.00	362,946.69
MOTOR VEH	5,923	1,878,921.79	5,850.45		-31,435.37	1,853,336.87	0.00	1,650,277.00	9,133.33	40.00	1,659,450.33	-2,301.53	203,059.87
YR: 2021	8,988	17,345,056.23	22,153.13		-32,087.35	17,335,122.01	0.00	9,762,681.27	15,747.92	80.00	9,778,509.19	-2,328.54	7,572,440.74
						REFUND		-4,846.42	-10.19	0.00			
Grand Total	23,402	17,898,226.04	23,305.28		-34,115.41	17,887,415.91	0.00	9,836,358.70	31,413.50	881.71	9,868,653.91	-19,858.73	8,051,057.21
						REFUND		-7,119.60	-10.19	0.00			

**CASH REPORT
TOWN OF BEACON FALLS**

MONTHLY REPORT BY BILLING YEAR
Condition: Year From: 2006 TO 2022
 Recap Option: Year Type

CASH: CITY **Date:** 01/04/2023 **Pay Date:** 12/01/2022 To 12/31/2022 **Time:** 11:13:18 **Page:** 1
District: **All Term#** **Total Only:** NO **Bill Type:** 14 **CODE T** **Susp/Credit:** ALL **Cycle #:** 00 TO 00

BILL #	S-D	CITY Gross	INTEREST Exmpt	LIEN Net	FEES	Tax	BINT	TOTAL	DATE PAID	K	TP	OVR	BATCH	TRANS#	TERM#	NAME
2013-3-0055063	Y	1,039.68	1,590.71	0.00	394.56		0.00	3,024.95	12/30/2022	#T	P					
2013-3-0055064	Y	299.33	457.97	0.00	113.60		0.00	870.90	12/30/2022	#T	P		2048	7	3	TS SYOMBATHY K
TOT MOTOR VEH		1,339.01	2,048.68	0.00	508.16		0.00	3,895.85					2048	5	3	TS SYOMBATHY K
2013-4-0080234	Y	45.14	64.32	0.00	0.00		0.00	109.46	12/12/2022	#T	P		90	1	56	DEVINE HYUN
TOT MVS		45.14	64.32	0.00	0.00		0.00	109.46								
TOT YR 2013		1,384.15	2,113.00	0.00	508.16		0.00	4,005.31								
2014-3-0055135	Y	888.44	1,199.39	0.00	313.17		0.00	2,401.00	12/30/2022	#T	P		2048	6	3	TS SYOMBATHY K
TOT MOTOR VEH		888.44	1,199.39	0.00	313.17		0.00	2,401.00								
TOT YR 2014		888.44	1,199.39	0.00	313.17		0.00	2,401.00								
2020-1-0002045		82.89	2.11	0.00	0.00		0.00	85.00	12/28/2022	#T	P	P	2622	6	2	ROBERTS BYR
TOT REAL ESTATE		82.89	2.11	0.00	0.00		0.00	85.00								
2020-2-0040271		27.22	7.35	0.00	0.00		0.00	34.57	12/13/2022	#T	P		2038	5	3	XENIA JAE S
TOT PERS PROP		27.22	7.35	0.00	0.00		0.00	34.57								
2020-3-0051263		183.92	49.66	0.00	35.04		0.00	268.62	12/19/2022	#T	P		2619	9	2	TS DECAMPOS ME
2020-3-0051410		37.39	0.00	0.00	5.61		0.00	43.00	12/16/2022	#T	P		1719	1	90	TS DINSMORE AM
2020-3-0051410		208.19	3.68	0.00	37.39		0.00	249.26	12/05/2022	#T	P		1709	3	90	TS DINSMORE AM
2020-3-0051675		171.01	46.17	0.00	32.58		0.00	249.76	12/13/2022	#T	P		2038	3	3	TS FALKENHAM X
2020-3-0055796		416.01	124.80	0.00	9.36		0.00	550.17	12/14/2022	#T	P	M	1717	2	90	TS KOCH AYTAN
TOT MOTOR VEH		1,016.52	224.31	0.00	119.98		0.00	1,360.81								
2020-4-0080597		167.35	30.12	0.00	0.00		0.00	197.47	12/16/2022	#T	P		1719	3	90	KINGSLEY SH
2020-4-0080733		506.29	91.13	0.00	0.00		0.00	597.42	12/13/2022	#T	P		1716	3	90	MCBRIEN MIC
2020-4-0080734		499.17	89.85	0.00	0.00		0.00	589.02	12/12/2022	#T	P		1714	2	90	MCCAFFREY G
TOT MVS		1,172.81	211.10	0.00	0.00		0.00	1,383.91								
TOT YR 2020		2,299.44	444.87	0.00	119.98		0.00	2,864.29								
2021-1-0000003		2,451.79	0.00	0.00	0.00		0.00	2,451.79	12/29/2022	#T	P		18	61	80	112 LLC
2021-1-0000008		3,011.76	0.00	0.00	0.00		0.00	3,011.76	12/12/2022	#T	P		17	31	80	FERREIRA AN
2021-1-0000009		3,231.45	0.00	0.00	0.00		0.00	3,231.45	12/28/2022	#T	P		2046	14	3	65 RAILROAD
2021-1-0000012		2,918.62	0.00	0.00	0.00		0.00	2,918.62	12/29/2022	#T	P		2047	10	3	ABROMAITIS
2021-1-0000016		4,399.09	0.00	0.00	0.00		0.00	4,399.09	12/28/2022	#T	P		2046	7	3	ADAMAITIS R
2021-1-0000030		5,242.87	0.00	0.00	0.00		0.00	5,242.87	12/30/2022	#T	P		2048	8	3	ALDO LINDA
2021-1-0000040		1,825.01	0.00	0.00	0.00		0.00	1,825.01	12/19/2022	#T	P		2042	13	3	ALTIERI THO
2021-1-0000041		5,629.87	0.00	0.00	0.00		0.00	5,629.87	12/12/2022	#T	P		17	8	80	ALVES DUART
2021-1-0000042		2,551.30	0.00	0.00	0.00		0.00	2,551.30	12/29/2022	#T	P		2623	3	2	AMARO ROBER
2021-1-0000043		4,045.50	0.00	0.00	0.00		0.00	4,045.50	12/12/2022	#T	P		17	54	80	AMAROSA RIC
2021-1-0000044		2,504.45	0.00	0.00	0.00		0.00	2,504.45	12/14/2022	#T	P		2039	4	3	AMBROCIO BA
2021-1-0000060		3,086.64	0.00	0.00	0.00		0.00	3,086.64	12/12/2022	#T	P		17	68	80	ANGELOTTI P
2021-1-0000063		14,010.48	0.00	0.00	0.00		0.00	14,010.48	12/16/2022	#T	P		1719	4	90	ANSONIA STE
2021-1-0000069		1,454.57	0.00	0.00	0.00		0.00	1,454.57	12/12/2022	#T	P		17	221	80	ARGIANAS GE
2021-1-0000073		2,664.26	0.00	0.00	0.00		0.00	2,664.26	12/12/2022	#T	P		17	85	80	ARNOLD MICH
2021-1-0000084		1,693.37	0.00	0.00	0.00		0.00	1,693.37	12/29/2022	#T	P		18	29	80	ALVIRA-RODR
2021-1-0000087		3,098.67	0.00	0.00	0.00		0.00	3,098.67	12/12/2022	#T	P		17	99	80	BACHLEDA CH
2021-1-0000094		3,077.72	0.00	0.00	0.00		0.00	3,077.72	12/12/2022	#T	P		17	72	80	BAILEY CHRI

CASH REPORT
TOWN OF BEACON FALLS

MONTHLY REPORT BY BILLING YEAR

Condition: Year From: 2006 TO 2022

CASH: CITY

District:

Date: 01/04/2023

Pay Date: 12/01/2022 To 12/31/2022

Time: 11:13:39 Page: 10

Recap Option: Year Type

All Term# Total Only: NO Bill Type: 14 CODE T Susp/Credit: ALL Cycle #: 00 TO 00

Table with columns: BILL #, S-D, CITY Gross, INTEREST Exmpt, LIEN Net, FEES, BINT Tax, TOTAL, DATE PAID, K, TP, OVR, BATCH, TRANS#, TERM#, NAME. Rows include various bill numbers and names like YORKE NEIL, ACE AUTO SA, ANSONIA STE, etc.

**BOUNCED CHECKS
TOWN OF BEACON FALLS**

MONTHLY REPORT BY BILLING YEAR CASH: CITY Date: 01/04/2023 Pay Date: 12/01/2022 To 12/31/2022 Time: 11:13:43 Page: 14
 Condition: Year From: 2006 TO 2022 District: All Term# Total Only: NO Bill Type: 14 CODE T Susp/Credit: ALL Cycle #: 00 TO 00
 Recap Option: Year Type

BILL #	S-D	CITY Gross	INTEREST Exmpt	LIEN Net	FEES	Tax	BINT	TOTAL	DATE PAID	K	TP	OVR	BATCH	TRANS#	TERM#	NAME
2021-1-0002471		-300.00	0.00	0.00	0.00		0.00	-300.00	12/05/2022	#T	C	C	464	1	10	TRZASKI JAM
TOT REAL ESTATE		-300.00	0.00	0.00	0.00		0.00	-300.00								
TOT YR 2021		-300.00	0.00	0.00	0.00		0.00	-300.00								
TOT CUR/YR COLL.		-300.00	0.00	0.00	0.00		0.00	-300.00								
TOT ACTIVE		-300.00	0.00	0.00	0.00		0.00	-300.00								
GRAND TOTAL		-300.00	0.00	0.00	0.00		0.00	-300.00								
BOUNCE CKS		-300.00	0.00	0.00	0.00		0.00	-300.00								
CITY	CURRENT:		-300.00	BACK	:		0.00									

RECEIPT TOTAL	-300.00	
CASH TOTAL	0.00	
CHANGE TOTAL	0.00	

CASH BALANCE	0.00	
CHECK TOTAL	0.00	
CREDIT TOTAL	0.00	
DEPOSIT TOTAL	-300.00	*** (EXCLUDE CREDIT CARD)

DEPOSIT TOTAL	<u>-300.00</u>	

**REFUNDS
TOWN OF BEACON FALLS**

MONTHLY REPORT BY BILLING YEAR CASH: CITY Date: 01/04/2023 Pay Date: 12/01/2022 To 12/31/2022 Time: 11:13:43 Page: 15
 Condition: Year From: 2006 TO 2022 District: All Term# Total Only: NO Bill Type: 14 CODE T Susp/Credit: ALL Cycle #: 00 TO 00
 Recap Option: Year Type

BILL #	S-D	CITY Gross	INTEREST Exmpt	LIEN Net	FEES	Tax	BINT	TOTAL	DATE PAID	K	TP	OVR	BATCH	TRANS#	TERM#	NAME
2019-3-0054813		6.25	0.00	0.00	0.00		0.00	6.25	12/23/2022	#	T S	01	467	1	10	SHEPHERD TI
TOT MOTOR VEH		6.25	0.00	0.00	0.00		0.00	6.25								
TOT YR 2019		6.25	0.00	0.00	0.00		0.00	6.25								
2020-3-0051470		-98.42	0.00	0.00	0.00		0.00	-98.42	12/19/2022	#	T R	01	466	6	10	DOLORES-QUI
TOT MOTOR VEH		-98.42	0.00	0.00	0.00		0.00	-98.42								
TOT YR 2020		-98.42	0.00	0.00	0.00		0.00	-98.42								
2021-3-0050897		-477.02	0.00	0.00	0.00		0.00	-477.02	12/19/2022	#	T R	01	466	7	10	CCAP AUTO L
2021-3-0051662		-451.83	0.00	0.00	0.00		0.00	-451.83	12/19/2022	#	T R	01	466	3	10	ENTERPRISE
2021-3-0052089		-72.96	0.00	0.00	0.00		0.00	-72.96	12/19/2022	#	T R	01	466	1	10	GONCALVES D
2021-3-0053775		-436.54	0.00	0.00	0.00		0.00	-436.54	12/19/2022	#	T R	01	466	4	10	NISSAN INFI
2021-3-0053790		-185.43	0.00	0.00	0.00		0.00	-185.43	12/19/2022	#	T R	01	466	5	10	NISSAN INFI
2021-3-0054266		-63.00	0.00	0.00	0.00		0.00	-63.00	12/06/2022	#	T R	01	465	1	10	PRATT MICHA
2021-3-0055368		-40.69	0.00	0.00	0.00		0.00	-40.69	12/19/2022	#	T R	01	466	2	10	TOYOTA LEAS
TOT MOTOR VEH		-1,727.47	0.00	0.00	0.00		0.00	-1,727.47								
TOT YR 2021		-1,727.47	0.00	0.00	0.00		0.00	-1,727.47								
TOT CUR/YR COLL.		-1,727.47	0.00	0.00	0.00		0.00	-1,727.47								
TOT BACK/YR COLL.		-92.17	0.00	0.00	0.00		0.00	-92.17								
TOT ACTIVE		-1,819.64	0.00	0.00	0.00		0.00	-1,819.64								
GRAND TOTAL		-1,819.64	0.00	0.00	0.00		0.00	-1,819.64								
TOT REFUNDS		-1,819.64	0.00	0.00	0.00		0.00	-1,819.64								
CITY	CURRENT:		-1,727.47	BACK :				-92.17								

RECEIPT TOTAL	-1,819.64	
CASH TOTAL	0.00	
CHANGE TOTAL	0.00	

CASH BALANCE	0.00	
CHECK TOTAL	0.00	
CREDIT TOTAL	0.00	
DEPOSIT TOTAL	-1,819.64	*** (EXCLUDE CREDIT CARD)

DEPOSIT TOTAL	-1,819.64	

GRAND RATEBOOK BALANCE SHEET REPORT
TOWN OF BEACON FALLS
GRAND LIST YEAR 2021

Year: 2006 To 2022, Pay Date: 12/30/2022, Time: 01/04/2023 11:00:52 am All

Page: 1

YEAR/TYPE	ACTS	BEGINNING BALANCE	LAWFUL INC.	Act/Susp: Active, CORRECTIONS DEC.	TAXES COLLECTABLE	00 To 00, CURRENT SUSPENSE	Type: CITY, Bill TAXES/BINT PAID	Type: 14 CODE T INTEREST PAID	L+FEES PAID	TOTAL PAID	OVER PAID	UNCOLLECTED TAXES
REAL ESTAT	5	5,030.42	0.00	0.00	5,030.42	0.00	0.00	0.00	0.00	0.00	0.00	5,030.42
MOTOR VEH	3	557.92	0.00	0.00	557.92	0.00	0.00	0.00	0.00	0.00	0.00	557.92
MVS	1	1.88	0.00	0.00	1.88	0.00	0.00	0.00	0.00	0.00	0.00	1.88
YR: 2006	9	5,590.22	0.00	0.00	5,590.22	0.00	0.00	0.00	0.00	0.00	0.00	5,590.22
REAL ESTAT	5	5,485.14	0.00	0.00	5,485.14	0.00	0.00	0.00	0.00	0.00	0.00	5,485.14
MOTOR VEH	3	495.35	0.00	0.00	495.35	0.00	0.00	0.00	0.00	0.00	0.00	495.35
YR: 2007	8	5,980.49	0.00	0.00	5,980.49	0.00	0.00	0.00	0.00	0.00	0.00	5,980.49
REAL ESTAT	6	5,374.22	0.00	0.00	5,374.22	0.00	0.00	0.00	0.00	0.00	0.00	5,374.22
MOTOR VEH	9	1,404.14	0.00	0.00	1,404.14	0.00	0.00	0.00	0.00	0.00	0.00	1,404.14
YR: 2008	15	6,778.36	0.00	0.00	6,778.36	0.00	0.00	0.00	0.00	0.00	0.00	6,778.36
REAL ESTAT	7	6,414.88	0.00	0.00	6,414.88	0.00	0.00	0.00	0.00	0.00	0.00	6,414.88
MOTOR VEH	8	954.16	0.00	0.00	954.16	0.00	0.00	0.00	0.00	0.00	0.00	954.16
MVS	1	145.15	0.00	0.00	145.15	0.00	0.00	0.00	0.00	0.00	0.00	145.15
YR: 2009	16	7,514.19	0.00	0.00	7,514.19	0.00	0.00	0.00	0.00	0.00	0.00	7,514.19
REAL ESTAT	8	7,754.88	0.00	0.00	7,754.88	0.00	0.00	0.00	0.00	0.00	0.00	7,754.88
MOTOR VEH	11	2,116.45	0.00	0.00	2,116.45	0.00	0.00	0.00	0.00	0.00	0.00	2,116.45
MVS	1	42.62	0.00	0.00	42.62	0.00	0.00	0.00	0.00	0.00	0.00	42.62
YR: 2010	20	9,913.95	0.00	0.00	9,913.95	0.00	0.00	0.00	0.00	0.00	0.00	9,913.95
REAL ESTAT	8	7,198.76	0.00	0.00	7,198.76	0.00	0.00	0.00	0.00	0.00	0.00	7,198.76
MOTOR VEH	1	263.42	0.00	0.00	263.42	0.00	0.00	0.00	0.00	0.00	0.00	263.42
YR: 2011	9	7,462.18	0.00	0.00	7,462.18	0.00	0.00	0.00	0.00	0.00	0.00	7,462.18
REAL ESTAT	9	7,383.92	0.00	0.00	7,383.92	0.00	0.00	0.00	0.00	0.00	0.00	7,383.92
MOTOR VEH	4	627.05	0.00	0.00	627.05	0.00	0.00	0.00	0.00	0.00	-27.86	627.05
MVS	3	744.22	0.00	0.00	744.22	0.00	0.00	0.00	0.00	0.00	0.00	744.22
YR: 2012	16	8,755.19	0.00	0.00	8,755.19	0.00	0.00	0.00	0.00	0.00	-27.86	8,755.19
REAL ESTAT	9	7,886.50	0.00	0.00	7,886.50	0.00	0.00	85.00	0.00	85.00	0.00	7,886.50

**GRAND RATEBOOK BALANCE SHEET REPORT
TOWN OF BEACON FALLS
GRAND LIST YEAR 2021**

Year: 2006 To 2022, Pay Date: 12/30/2022, Time: 01/04/2023 11:00:52 am All

YEAR/TYPE	ACTS	BEGINNING BALANCE	Dist:No LAWFUL INC.	Act/Susp: CORRECTIONS DEC.	Active, TAXES COLLECTABLE	Cycle: 00 To 00, CURRENT SUSPENSE	Type: CITY, TAXES/BINT PAID	Type: 14 CODE T INTEREST PAID	L+FEES PAID	TOTAL PAID	OVER PAID	UNCOLLECTED TAXES
MOTOR VEH	4	255.27	0.00	0.00	255.27	0.00	0.00	0.00	0.00	0.00	-111.10	255.27
YR: 2013	13	8,141.77	0.00	0.00	8,141.77	0.00	0.00	85.00	0.00	85.00	-111.10	8,141.77
REAL ESTAT	12	7,883.68	0.00	0.00	7,883.68	0.00	84.54	146.46	24.00	255.00	0.00	7,799.14
PERS PROP	2	0.00	0.00	0.00	0.00	0.00	0.00	0.00	0.00	0.00	0.00	0.00
MOTOR VEH	9	-498.94	0.00	0.00	-498.94	0.00	0.00	0.00	0.00	0.00	-498.94	-498.94
YR: 2014	23	7,384.74	0.00	0.00	7,384.74	0.00	84.54	146.46	24.00	255.00	-498.94	7,300.20
REAL ESTAT	23	8,482.34	0.00	0.00	8,482.34	0.00	0.00	0.00	0.00	0.00	0.00	8,482.34
PERS PROP	2	0.00	0.00	0.00	0.00	0.00	0.00	0.00	0.00	0.00	0.00	0.00
MOTOR VEH	12	-15.54	0.00	0.00	-15.54	0.00	0.00	0.00	0.00	0.00	-15.54	-15.54
MVS	2	0.00	0.00	0.00	0.00	0.00	0.00	0.00	0.00	0.00	0.00	0.00
YR: 2015	39	8,466.80	0.00	0.00	8,466.80	0.00	0.00	0.00	0.00	0.00	-15.54	8,466.80
REAL ESTAT	43	11,206.70	0.00	0.00	11,206.70	0.00	0.00	0.00	0.00	0.00	0.00	11,206.70
PERS PROP	1	0.00	0.00	0.00	0.00	0.00	0.00	0.00	0.00	0.00	0.00	0.00
MOTOR VEH	20	-14.43	0.00	0.00	-14.43	0.00	0.00	0.00	0.00	0.00	-14.43	-14.43
MVS	7	0.00	0.00	0.00	0.00	0.00	0.00	0.00	0.00	0.00	0.00	0.00
YR: 2016	71	11,192.27	0.00	0.00	11,192.27	0.00	0.00	0.00	0.00	0.00	-14.43	11,192.27
REAL ESTAT	52	13,503.57	0.00	0.00	13,503.57	0.00	0.00	231.00	24.00	255.00	0.00	13,503.57
PERS PROP	6	0.00	0.00	0.00	0.00	0.00	0.00	0.00	0.00	0.00	0.00	0.00
MOTOR VEH	66	-106.84	0.00	0.00	-106.84	0.00	0.00	0.00	0.00	0.00	-106.84	-106.84
MVS	31	-26.50	0.00	0.00	-26.50	0.00	0.00	0.00	0.00	0.00	-26.50	-26.50
YR: 2017	155	13,370.23	0.00	0.00	13,370.23	0.00	0.00	231.00	24.00	255.00	-133.34	13,370.23
REAL ESTAT	62	21,083.86	0.00	0.00	21,083.86	0.00	176.62	10.60	0.00	187.22	-40.16	20,907.24
PERS PROP	26	8,642.24	0.00	0.00	8,642.24	0.00	0.00	0.00	0.00	0.00	0.00	8,642.24
MOTOR VEH	261	21,994.86	0.00	-562.91	21,431.95	0.00	-56.20	73.78	20.87	38.45	-733.35	21,488.15
MVS	112	4,267.95	0.00	0.00	4,267.95	0.00	-144.68	0.00	0.00	0.00	0.00	4,576.37
YR: 2018	461	55,988.91	0.00	-562.91	55,426.00	0.00	-188.00	84.38	20.87	-82.75	-773.51	55,614.00
							-453.10	0.00	0.00			

**GRAND RATEBOOK BALANCE SHEET REPORT
TOWN OF BEACON FALLS
GRAND LIST YEAR 2021**

Year: 2006 To 2022, Pay Date: 12/30/2022, Time: 01/04/2023 11:00:55 am All

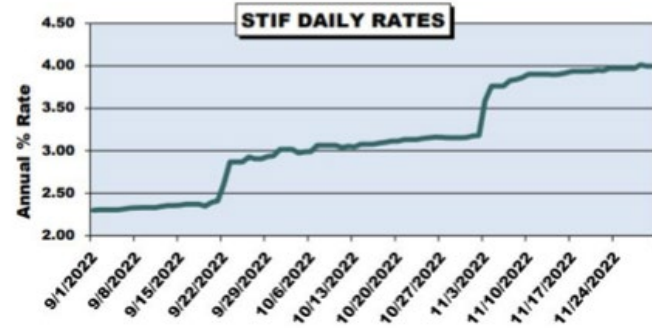
YEAR/TYPE	ACTS	BEGINNING BALANCE	Dist:No LAWFUL INC.	Act/Susp: Active, CORRECTIONS DEC.	Cycle: 00 To 00, TAXES COLLECTABLE	CURRENT SUSPENSE	Type: CITY, TAXES/BINT PAID	Bill Type: 14 CODE T INTEREST PAID	L+FEES PAID	TOTAL PAID	OVER PAID	UNCOLLECTED TAXES
REAL ESTAT	1,964	68,475.11	0.00	0.00	68,475.11	0.00	15,738.53	3,601.57	54.00	19,394.10	-1,460.07	52,736.58
PERS PROP	78	11,609.07	0.00	0.00	11,609.07	0.00	0.00	0.00	0.00	0.00	0.00	11,609.07
MOTOR VEH	586	25,531.85	579.79	-77.19	26,034.45	0.00	2,272.35	921.02	365.53	3,558.90	-663.99	23,762.10
MVS	887	7,801.31	0.00	-249.86	***REFUND*** 7,551.45	0.00	-527.22 724.61	0.00 213.74	0.00	1,063.66	-63.64	6,826.84
YR: 2019	3,515	113,417.34	579.79	-327.05	113,670.08 ***REFUND***	0.00	18,735.49 -527.22	4,736.33 0.00	544.84 0.00	24,016.66	-2,187.70	94,934.59
REAL ESTAT	2,772	162,533.49	0.00	0.00	162,533.49	0.00	25,416.68	4,696.20	168.00	30,280.88	-12,539.08	137,116.81
PERS PROP	273	12,500.74	0.00	0.00	12,500.74	0.00	286.70	40.38	0.00	327.08	0.00	12,214.04
MOTOR VEH	5,801	72,719.05	572.36	-1,723.22	***REFUND*** 71,568.19	0.00	-54.36 18,037.36	0.00 4,281.22	0.00	22,458.56	-1,130.27	53,530.83
MVS	1,198	35,459.89	0.00	-187.19	***REFUND*** 35,272.70	0.00	-1,197.68 13,511.93	0.00 1,809.48	0.00	15,321.41	0.00	21,760.77
YR: 2020	10,044	283,213.17	572.36	-1,910.41	281,875.12 ***REFUND***	0.00	57,252.67 -1,385.03	10,827.28 0.00	307.98 0.00	68,387.93	-13,669.35	224,622.45
REAL ESTAT	2,795	14,577,472.02	16,302.68	-651.98	14,593,122.72	0.00	8,990,969.19	7,531.68	60.00	8,998,560.87	-6,576.61	5,602,153.53
PERS PROP	270	888,662.42	0.00	0.00	888,662.42	0.00	545,258.15	314.55	0.00	545,572.70	0.00	343,404.27
MOTOR VEH	5,925	1,878,921.79	7,862.36	-32,070.65	1,854,713.50	0.00	1,664,358.00	10,465.58	60.00	1,674,883.58	-691.83	190,355.50
MVS	938	224,657.70	0.00	0.00	***REFUND*** 224,657.70	0.00	-6,573.89 0.00	-10.19 0.00	0.00	0.00	0.00	224,657.70
YR: 2021	9,928	17,569,713.93	24,165.04	-32,722.63	17,561,156.34 ***REFUND***	0.00	11,200,585.34 -6,573.89	18,311.81 -10.19	120.00 0.00	11,219,017.15	-7,268.44	6,360,571.00
Grand Total	24,342	18,122,883.74	25,317.19	-35,523.00	18,112,677.93 ***REFUND***	0.00	11,276,470.04 -8,939.24	34,422.26 -10.19	1,041.69 0.00	11,311,933.99	-24,700.21	6,836,207.89

STIF Accounts have been opened and funded.
\$1,000,000 for STIF SWWT Account. \$3,000,000 for STIF General Fund Account

DAILY RATE, 12-29-22: 4.47%

7 DAY YIELD: 4.47%

Connecticut STIF Express Daily Rates



Town Monthly Report

TOWN OF BEACON FALLS CT

Len Greene Sr - Town Clerk

12/1/2022 TO 12/30/2022

ACCOUNT	AMOUNT
DOG FUND	
Dog License Fees	0.00
Dog License Fees - Town	0.00
Dog Surcharge	0.00
DOG FUND TOTAL:	0.00
FUND TOTAL	
Conveyance Tax - Town	6,700.03
Local Capital Improvement - Town	192.00
Miscellaneous	2.00
Recording Fees - Town Share MERS	277.00
FUND TOTAL:	7,171.03
RECORDING FEES & VITALS	
Burial Permit	5.00
Copies	386.00
Fish & Game - Town	3.00
Liquor Permits	0.00
Maps	20.00
Marriage Fees - Town	16.00
Notary Fees	100.00
Payment On Account	0.00
Recording Fees	2,035.00
Trade Names	0.00
RECORDING FEES & VITALS TOTAL:	2,565.00
TOWN CLERK SHARE	
Community Investment - Town Clerk MERS	50.00
Historic Preservation - Town Clerk Share	128.00
LOCIP - Town Clerk Share	64.00
TOWN CLERK SHARE TOTAL:	242.00
TRUST & AGENCY	
Community Investment Account - State	2,304.00
Conveyance Tax - State	20,100.08
Fish & Game - State	78.00
Historic Preservation - State	512.00
Marriage Fees - State	34.00
MERS Fees - State	1,312.00
TRUST & AGENCY TOTAL:	24,340.08
GRAND TOTAL:	34,318.11

BEACON FALLS PUBLIC LIBRARY

LEARN...PARTICIPATE...ENJOY

10 Maple Avenue, Beacon Falls, Connecticut 06403

(203) 729 – 1441 <> Fax: (203) 729 – 4927

bfplct@gmail.com



January 10, 2023

Dear members of the Board of Selectmen,

Attached you will find the library's December service report and financial report

Areas of note from the December Service report:

- The library offered six adult programs, two teen programs, ten child programs, and three family programs in December.
- The number of adults at the adult programs offered was 70, and 184 children participated in child activities during December.
- Overall circulation has remained steady at a 29% increase.
- 10 Book-A-Librarian sessions took place in December
- Children's programs included music and movement with Miss Maria, singing and dancing with the Lone Gnome, wreath decorating, United Day School visits, Preschool Storytime, an ornament workshop, and Legos in the library.
- Teens had a craft night and made resin bookmarks.
- Adults participated in the True Crime book club, watercolor art class, a Grinch candy jar, a cookie baking class by Chef Rob, an ornament workshop with the seniors at the BF Senior Center, and a wrapping paper party.
- Families participated in a snowman scavenger hunt throughout the library. Monica Peterson told stories of snow, and the annual gingerbread house decorating took place in St. Michael's church lyceum.

Areas of note regarding the December FY (Fiscal Year) 22_23 Financial Report:

49% of the overall library budget has been expended. The line items are where they are to be expected.

Thank you for your continued support of the Beacon Falls Public Library.

Sincerely,

A handwritten signature in cursive script that reads "Elizabeth Setaro-Posick".

Elizabeth Setaro-Posick

Library Director

PROGRAM ATTENDANCE

	THIS MONTH	YTD	Same month last year	PRIOR YTD	% change from last year to this year
ADULTS AT ADULT PROGRAMS	70	1015	156	1108	-8.39%
ADULTS AT CHILD PROGRAMS	100	756	139	932	-18.88%
CHILDREN AT CHILD PROGRAMS	184	2175	223	2104	3.37%
TOTAL	354	3946	518	4144	-4.78%
# of CHILDREN / YA / FAMILY PROGRAMS	15	108	15	99	9.09%
avg # children at child programs	12.27	111.62	14.87	127 3/4	-12.64%
# of ADULT PROGRAMS	6	35	5	36	-2.78%
avg # adults at adults programs	11.7	77.71	31.2	146	-46.78%

LIBRARY SERVICES

	THIS MONTH	YTD	Same month last year	PRIOR YTD	% change from last year to this year
COMPUTER USAGE (HRS)	62 1/2	198 3/4	64	270	-26.40%
COMPUTER (#PEOPLE)	49	287	47	212	35.38%
WEB SITE VISITS	n/a	4424	627	3974	11.32%
VOLUNTEER HOURS	33	107	4 3/4	130 3/4	-18.16%
HOMEBOUND DELIVERIES	0	2	2	6	-66.67%
Notary Services	8	68	15	87	-21.84%

CIRCULATION OF MATERIALS

	THIS MONTH	YTD	Same month last year	PRIOR YTD	% change from last year to this year
ADULT	367	2535	262	2017	25.68%
YOUNG ADULT	20	327	16	217	50.69%
JUVENILE	421	3707	320	2693	37.65%
AUDIO BOOKS	16	127	16	61	108.20%
Downloadable audiobooks	172	1034	84	926	11.66%
Digital Music downloads	5	14	3	8	75.00%
ADULT VIDEO	62	715	122	671	6.56%
JUVENILE VIDEO	47	242	32	244	-0.82%
Digital Video downloads	4	11	3	14	-21.43%
E-BOOKS	121	1073	41	701	53.07%
LIBRARY PASSES	3	8	1	6	33.33%
OTHER	11	36	2	5	620.00%
TOTALS	1249	9829	902	7563	29.96%
(included in above)					
ILL-BORROWED	226	1508	125	879	71.56%
ILL-LENT	116	760	112	862	-11.83%
CONNECTICARD LOANS	36	458	49	243	88.48%

REGISTRATION THIS MONTH

	EXPIRED	NEW	YTD (NEW)	PRIOR YTD (NEW)	% change from last year to this year
ADULT	16	10	149	115	29.57%
CHILDREN	0	5	77	105	-26.67%
TOTALS	16	15	226	220	2.73%

December

Library Accts #10-69	THIS MONTH	YTD	PRIOR YTD	REMAINING BUDGET	% of LINE ITEM EXPENDED
#1010 FULL TIME	\$12,849.23	\$77,270.58	\$60,183.57	\$89,769.42	46.26%
#1019 PART TIME	\$948.50	\$6,556.75	\$5,424.25	\$8,003.25	45.03%
#1060 COMPUTER	\$23.48	\$4,643.43	\$4,055.26	\$1,216.57	79.24%
#1170 LIBRARY MATERIALS	\$1,685.93	\$14,495.52	\$12,376.94	\$10,154.48	58.81%
#1800 PROF. DEVEL.	\$0.00	\$333.00	\$0.00	\$667.00	33.30%
#1805 PROGRAMMING	\$458.98	\$6,043.63	\$5,129.35	\$5,706.37	51.44%
#1807 COPIER LEASES	\$67.31	\$385.60	\$358.11	\$434.40	47.02%
TOTAL	\$16,033.43	\$109,728.51	\$87,527.48	\$115,951.49	48.62%

PETTY CASH

BEG. BALANCE	\$50.00
ADD'L FUNDS	\$51.30
MINUS EXPENSES	\$51.30
TOTAL	\$50.00

CHECKING ACCT. ****

BEG. BALANCE	\$6,103.43
ADD'L FUNDS	\$863.54
MINUS EXPENSES	\$60.19
TOTAL	\$6,906.78

Damaged/Lost Library materials

Fax	\$5.00
Late Video	\$2.00
Printing	\$44.30
Replaced Library cards	\$0.00
PETTY CASH TOTAL	\$51.30

Deposits

Last month petty cash	\$51.30
Pie Sale	\$154.10
Gingerbread House	\$200.00
Bus Trip Fee	\$450.00
Late DVD	\$5.53
Late DVD	\$2.61

Liberty Bank CD \$11,454.34

**** reserved in checking acct & accounted for in yearly budget

\$0.00

Expenses

Mileage Reimbursement	\$21.81	
Mileage Reimbursement	\$23.38	
Crystal Rock	\$0.00	5.98
Lost Book	\$15.00	



Est. 1899

Beacon Hose Co. No. 1



35 North Main Street * Beacon Falls, Connecticut 06403
Telephone (203) 729-1470 * Fax (203) 723-2209 * www.beaconhose.com

January 7, 2023

Gerard Smith, 1st Selectman
Town of Beacon Falls
10 Maple Avenue
Beacon Falls, CT 06403

Re: Monthly Activity Report for December 2022

Dear 1st Selectman Smith,

During the month of December 2022, Beacon Hose Company No. 1 responded to the following calls:

EMS

Calls: 88
Transports: 48
Refusals: 13
No Medical: 1
Standby: 0
DOA: 1
No Contact: 2
Mutual Aid Given: 23 (2 Bethany, 13 Naugatuck, and 8 Seymour)
Training: Yearly Operational Review

Fire

Calls:
Motor vehicle accident with no injuries: 4
Motor vehicle accident with injuries: 1
Gasoline or other flammable liquid spill: 1
Carbon monoxide incident: 1
Power line down: 1
Lock-out: 1
Smoke or odor removal: 5
No incident found on arrival at dispatch address: 2
False alarm or false call, other: 1



Est. 1899

Beacon Hose Co. No. 1



35 North Main Street * Beacon Falls, Connecticut 06403

Telephone (203) 729-1470 * Fax (203) 723-2209 * www.beaconhose.com

Alarm system sounded due to malfunction: 3
Alarm system activation, no fire – unintentional: 2
Trainings: RIT/Fast Board Review, VES Training

Activities: Christmas Tree Sales, Popcorn Ball Sunday, Santa Drive-Thru, Light Parade and Movie

Respectfully submitted by,

Brian DeGeorge, Fire Chief

cc: Michael Krensky, 2nd Selectman
Peter Betkoski, 3rd Selectman

Lauren Fennell

From: Susan Mis
Sent: Tuesday, January 3, 2023 11:01 AM
To: Lauren Fennell
Subject: quarterly report 4th quarter

Categories: Reports

Home visits 190

Office visits 43

Off hours calls 17 resulting in visit 2

New contacts 3

Patients discharged from service 3

Duties include but are not limited to well checks, vital signs monitoring, diabetic care and teaching, chronic and acute wound care, medication management: ordering, weekly pouring and administering oral, topical, Injectable, and transdermal medications. Monitoring nutritional and hydration status, referrals to community resources, home safety monitoring(evaluating in home hazards, assisting with ADLs when needed and ,managing the lending closet.

October nvhd flu and covid booster clinic servd approx. 32 people

October mammogram screening servrd 6 people.

Upcoming event feb 15 nvhd will be here to provide information about heart health and covid boosters

Respectfully submitted,
Susan c mis RN town nurse



Town of BEACON FALLS
Connecticut

Wastewater Treatment Plant

December 22, 2022

Ed Mascolo,

On November 29-2022 at around 12:00pm I was notified of a by-pass happening on Old Pines Bridge Rd. next to our pump station. Sewage was coming up on to the roadway. Griffin Brothers and McVac Environmental were called to excavate and take the pump station offline if needed. After excavating we found that the line which was a surcharging line was not the forced main leaving the Pumpstation like originally thought. The Town Road Forman found old maps that show the line was a cooling line for Ideal Manufacturing Company, which was installed for cooling water only and went straight to the river but has since been capped off. This line is not part of the Towns collection system and does not flow to the Towns Treatment Plant. The overflow of sewage eventually stopped on its own, but the source is still unknown. Town employees from the WPCF and DPW have spent numerous hours on researching, tracing lines, dye testing, we have also adsorbed fees of \$5,200 from the outside contractors for their part in the effort to fix this problem. It is currently the Towns decision along with the WPCF and WPCA that the owner of this property take the actions necessary to assure the Town that the problem will be rectified and will not happen again. All solutions must be brought to the WPCA first.

Thank you,

Thomas Carey

Thomas Carey
WPCF Superintendent

Certificate Of Completion

Envelope Id: B0ABCB43CB2341E3A495585E83F028ED	Status: Completed
Subject: Complete with DocuSign: 2022-12-22 Mascolo Letter.docx	
Source Envelope:	
Document Pages: 1	Signatures: 1
Certificate Pages: 4	Initials: 0
AutoNav: Enabled	Envelope Originator:
Envelope Stamping: Enabled	Lauren Fennell
Time Zone: (UTC-08:00) Pacific Time (US & Canada)	Town of Beacon Falls
	10 Maple Avenue
	Beacon Falls, CT 06403
	lfennell@beaconfallsct.org
	IP Address: 73.219.95.130

Record Tracking

Status: Original	Holder: Lauren Fennell	Location: DocuSign
12/22/2022 11:19:10 AM	lfennell@beaconfallsct.org	

Signer Events

Signer Events	Signature	Timestamp
Thomas Carey tcarey@beaconfallsct.org Security Level: Email, Account Authentication (None)	<i>Thomas Carey</i> Signature Adoption: Pre-selected Style Using IP Address: 96.89.221.30	Sent: 12/22/2022 11:20:26 AM Viewed: 12/22/2022 11:25:14 AM Signed: 12/22/2022 11:27:50 AM

Electronic Record and Signature Disclosure:

Accepted: 12/22/2022 11:25:14 AM
ID: aeda66a5-a584-45cd-b4b9-97c21c99b7e1

In Person Signer Events**Signature****Timestamp****Editor Delivery Events****Status****Timestamp****Agent Delivery Events****Status****Timestamp****Intermediary Delivery Events****Status****Timestamp****Certified Delivery Events****Status****Timestamp****Carbon Copy Events****Status****Timestamp****Witness Events****Signature****Timestamp****Notary Events****Signature****Timestamp****Envelope Summary Events****Status****Timestamps**

Envelope Sent	Hashed/Encrypted	12/22/2022 11:20:26 AM
Certified Delivered	Security Checked	12/22/2022 11:25:14 AM
Signing Complete	Security Checked	12/22/2022 11:27:50 AM
Completed	Security Checked	12/22/2022 11:27:50 AM

Payment Events**Status****Timestamps****Electronic Record and Signature Disclosure**

ELECTRONIC RECORD AND SIGNATURE DISCLOSURE

From time to time, Erin Schwarz (we, us or Company) may be required by law to provide to you certain written notices or disclosures. Described below are the terms and conditions for providing to you such notices and disclosures electronically through the DocuSign system. Please read the information below carefully and thoroughly, and if you can access this information electronically to your satisfaction and agree to this Electronic Record and Signature Disclosure (ERSD), please confirm your agreement by selecting the check-box next to 'I agree to use electronic records and signatures' before clicking 'CONTINUE' within the DocuSign system.

Getting paper copies

At any time, you may request from us a paper copy of any record provided or made available electronically to you by us. You will have the ability to download and print documents we send to you through the DocuSign system during and immediately after the signing session and, if you elect to create a DocuSign account, you may access the documents for a limited period of time (usually 30 days) after such documents are first sent to you. After such time, if you wish for us to send you paper copies of any such documents from our office to you, you will be charged a \$0.00 per-page fee. You may request delivery of such paper copies from us by following the procedure described below.

Withdrawing your consent

If you decide to receive notices and disclosures from us electronically, you may at any time change your mind and tell us that thereafter you want to receive required notices and disclosures only in paper format. How you must inform us of your decision to receive future notices and disclosure in paper format and withdraw your consent to receive notices and disclosures electronically is described below.

Consequences of changing your mind

If you elect to receive required notices and disclosures only in paper format, it will slow the speed at which we can complete certain steps in transactions with you and delivering services to you because we will need first to send the required notices or disclosures to you in paper format, and then wait until we receive back from you your acknowledgment of your receipt of such paper notices or disclosures. Further, you will no longer be able to use the DocuSign system to receive required notices and consents electronically from us or to sign electronically documents from us.

All notices and disclosures will be sent to you electronically

Unless you tell us otherwise in accordance with the procedures described herein, we will provide electronically to you through the DocuSign system all required notices, disclosures, authorizations, acknowledgements, and other documents that are required to be provided or made available to you during the course of our relationship with you. To reduce the chance of you inadvertently not receiving any notice or disclosure, we prefer to provide all of the required notices and disclosures to you by the same method and to the same address that you have given us. Thus, you can receive all the disclosures and notices electronically or in paper format through the paper mail delivery system. If you do not agree with this process, please let us know as described below. Please also see the paragraph immediately above that describes the consequences of your electing not to receive delivery of the notices and disclosures electronically from us.

How to contact Erin Schwarz:

You may contact us to let us know of your changes as to how we may contact you electronically, to request paper copies of certain information from us, and to withdraw your prior consent to receive notices and disclosures electronically as follows:

To contact us by email send messages to: eschwarz@beaconfallsct.org

To advise Erin Schwarz of your new email address

To let us know of a change in your email address where we should send notices and disclosures electronically to you, you must send an email message to us at eschwarz@beaconfallsct.org and in the body of such request you must state: your previous email address, your new email address. We do not require any other information from you to change your email address.

If you created a DocuSign account, you may update it with your new email address through your account preferences.

To request paper copies from Erin Schwarz

To request delivery from us of paper copies of the notices and disclosures previously provided by us to you electronically, you must send us an email to eschwarz@beaconfallsct.org and in the body of such request you must state your email address, full name, mailing address, and telephone number. We will bill you for any fees at that time, if any.

To withdraw your consent with Erin Schwarz

To inform us that you no longer wish to receive future notices and disclosures in electronic format you may:

- i. decline to sign a document from within your signing session, and on the subsequent page, select the check-box indicating you wish to withdraw your consent, or you may;
- ii. send us an email to eschwarz@beaconfallsct.org and in the body of such request you must state your email, full name, mailing address, and telephone number. We do not need any other information from you to withdraw consent.. The consequences of your withdrawing consent for online documents will be that transactions may take a longer time to process..

Required hardware and software

The minimum system requirements for using the DocuSign system may change over time. The current system requirements are found here: <https://support.docusign.com/guides/signer-guide-signing-system-requirements>.

Acknowledging your access and consent to receive and sign documents electronically

To confirm to us that you can access this information electronically, which will be similar to other electronic notices and disclosures that we will provide to you, please confirm that you have read this ERSD, and (i) that you are able to print on paper or electronically save this ERSD for your future reference and access; or (ii) that you are able to email this ERSD to an email address where you will be able to print on paper or save it for your future reference and access. Further, if you consent to receiving notices and disclosures exclusively in electronic format as described herein, then select the check-box next to ‘I agree to use electronic records and signatures’ before clicking ‘CONTINUE’ within the DocuSign system.

By selecting the check-box next to ‘I agree to use electronic records and signatures’, you confirm that:

- You can access and read this Electronic Record and Signature Disclosure; and
- You can print on paper this Electronic Record and Signature Disclosure, or save or send this Electronic Record and Disclosure to a location where you can print it, for future reference and access; and
- Until or unless you notify Erin Schwarz as described above, you consent to receive exclusively through electronic means all notices, disclosures, authorizations, acknowledgements, and other documents that are required to be provided or made available to you by Erin Schwarz during the course of your relationship with Erin Schwarz.

For 12/01/22 - 12/31/22

Expenditure Summary Report

FJEXS01A

Periods 06 - 06

EXPENDITURE REPORT

Gen Oper Budget -OBJ.-EFS-DIST

Account No/Description	Adjusted Budget	Y-T-D Encumb	Period Expended	Y-T-D Expended	Available Balance	Percent Used
111 SALARIES, CERTIFIED STAFF	17,634,421.66	.00	2,009,770.27	6,976,618.79	10,657,802.87	39.56
112 WAGES, SUPPORT STAFF	5,223,184.63	.00	671,984.16	2,350,069.12	2,873,115.51	44.99
117 WAGES, HOMEBOUND/TUTORIAL	13,500.00	.00	2,936.89	5,311.85	8,188.15	39.35
120 WAGES, EXTRA-CURR ACTIVTY	386,200.00	.00	40,532.94	120,650.32	265,549.68	31.24
122 WAGES,SUBSTITUTE TEACHERS	175,100.00	.00	32,930.40	88,251.90	86,848.10	50.40
130 OVERTIME WAGES	40,000.00	.00	7,726.44	19,934.21	20,065.79	49.84
142 SALARY,SUM,SCH,CERT STAFF	140,620.00	.00	.00	113,205.20	27,414.80	80.50
144 SALARY,ADULT ED COOR	4,000.00	.00	.00	.00	4,000.00	.00
210 MEDICAL BENEFIT INSURANCE	5,095,177.28	.00	706,331.21	2,096,933.21	2,998,244.07	41.16
220 FICA	659,944.16	.00	82,731.35	292,927.90	367,016.26	44.39
221 TUITION REIMBURSEMENT	20,000.00	.00	.00	.00	20,000.00	.00
230 RETIREMENT BENEFIT	443,640.00	87,281.40	54,765.82	211,434.94	144,923.66	67.33
250 UNEMPLOYMENT COMPENSATION	30,000.00	.00	1,870.00	2,131.00	27,869.00	7.10
260 WORKERS COMPENSATION INS	142,560.00	.00	87,922.00	142,560.00	.00	100.00
300 PURCH PROF & TECH SERVICE	793,172.10	362,358.48	112,893.57	324,668.32	106,145.30	86.62
301 PURCH. PROF.-PHYSICIAN	7,500.00	.00	.00	7,500.00	.00	100.00
311 TREASURER/CLERK EXPENSES	10,784.34	.00	475.24	1,425.72	9,358.62	13.22
313 ELECTION & REG MEET EXP	6,000.00	.00	.00	220.00	5,780.00	3.67
314 CABE POLICY SERVICE	1,500.00	.00	.00	.00	1,500.00	.00
320 PROFESS CONF & TRAVEL	35,222.00	4,440.00	7,239.00	10,727.06	20,054.94	43.06
322 IN SERVICE	7,500.00	3,115.37	1,378.94	1,378.94	3,005.69	59.92
326 GRADUATION EXPENSE	16,600.00	1,218.67	.00	90.00	15,291.33	7.88
331 AUDIT SERVICES	42,230.00	.00	7,150.00	41,500.00	730.00	98.27
332 LEGAL & LITIGATION FEES	65,000.00	.00	.00	12,623.60	52,376.40	19.42
341 DATA PROCESS & SCORING	2,000.00	.00	.00	.00	2,000.00	.00
421 RUBBISH DISPOSAL	54,997.68	22,396.08	3,610.68	30,400.55	2,201.05	96.00
422 SNOW REMOVAL	108,275.00	78,720.00	29,555.00	29,555.00	.00	100.00
423 CONTRACTED GROUNDS CARE	157,775.00	91,067.10	39,028.74	65,347.90	1,360.00	99.14
432 REPAIR OF EQUIP,INSTRUCT	4,845.00	350.00	230.00	230.00	4,265.00	11.97
433 REPAIR OF EQUIP, NON-INST	40,575.00	2,980.00	.00	4,141.74	33,453.26	17.55
434 REPAIR BLDGS - ELECTRICAL	25,112.94	7,451.68	8,871.76	15,745.93	1,915.33	92.37
435 REPAIR BLDGS - PLUMBING	30,711.00	21,930.00	669.00	6,379.10	2,401.90	92.18
436 REPAIR BLDGS - OTHER	40,491.56	16,450.00	1,741.17	16,851.93	7,189.63	82.24
505 INTERNS	115,500.00	.00	.00	30,600.00	84,900.00	26.49
513 TRANSPORTATION, REG ELEM	984,746.00	568,625.50	93,531.75	374,127.00	41,993.50	95.74
514 TRANSPORTATION, REG HS	456,500.00	278,257.03	40,488.33	162,316.32	15,926.65	96.51
515 TRANSPORTATION, VO-TECH	100,137.75	67,186.72	7,621.59	27,851.36	5,099.67	94.91
517 TRANSP. SPEC ED IN DIST.	695,060.50	422,832.23	60,687.84	268,395.96	3,832.31	99.45
518 TRANSP. SPEC ED OUT DIST.	646,261.50	411,664.82	52,373.67	234,596.68	.00	100.00
519 TRANSPORTATION	32,980.00	18,540.71	2,805.95	11,378.82	3,060.47	90.72
520 OTHER TRANS	1,500.00	646.00	.00	.00	854.00	43.07
521 PROPERTY/LIABILTY INSURAN	139,017.00	.00	.00	139,017.00	.00	100.00
522 INTERSCHOOL ATHELETIC INS	11,697.00	.00	.00	11,697.00	.00	100.00

For 12/01/22 - 12/31/22

Expenditure Summary Report

FJEXS01A

Periods 06 - 06

EXPENDITURE REPORT

Gen Oper Budget -OBJ.-EFS-DIST

Account No/Description	Adjusted Budget	Y-T-D Encumb	Period Expended	Y-T-D Expended	Available Balance	Percent Used
526 LICENSING & FEES	100.00	.00	.00	.00	100.00	.00
530 COMMUNICATION	603,512.74	38,627.27	18,937.73	355,014.53	209,870.94	65.23
540 ADVERTISING	4,000.00	.00	480.24	480.24	3,519.76	12.01
550 PRINTING & BINDING	62,892.00	15,198.69	12,293.81	20,811.79	26,881.52	57.26
561 TUITION, PUBLIC HIGH SCH	208,920.00	75,050.80	41,271.00	122,228.80	11,640.40	94.43
562 TUITION, SPEC ED PUBLIC	594,064.50	273,541.27	173,262.55	317,673.05	2,850.18	99.52
563 TUITION, SPEC ED NON PUB	1,388,882.50	603,408.55	140,652.44	420,358.97	365,114.98	73.71
565 TUITION, ADULT EDUCATION	3,500.00	.00	.00	.00	3,500.00	.00
582 LOCAL TRAVEL	18,399.00	.00	2,653.77	9,613.10	8,785.90	52.25
590 MISC. PURCHASED SERVICES	155,370.00	20,211.71	14,473.46	73,955.79	61,202.50	60.61
609 DISTRICT WIDE TESTING	6,913.00	.00	.00	1,938.00	4,975.00	28.03
611 PROGRAM SUPPLIES	174,404.96	13,873.43	15,416.23	88,218.96	72,312.57	58.54
613 CUSTODIAL SUPPLIES	68,750.00	14,003.59	6,875.29	41,970.62	12,775.79	81.42
614 A-V SUPPLIES	14,221.40	1,476.38	4,967.33	7,756.28	4,988.74	64.92
616 EXTRA CURRICULAR SUPPLIES	6,360.00	350.00	.00	2,366.21	3,643.79	42.71
617 MAINTENANCE SUPPLIES	49,150.00	653.55	3,729.40	23,325.42	25,171.03	48.79
618 WATER	48,150.00	4,678.21	3,032.79	18,197.89	25,273.90	47.51
621 NATURAL GAS	275,700.00	72,548.03	24,118.28	71,826.32	131,325.65	52.37
622 ELECTRICITY	596,400.00	314,561.70	39,756.25	217,763.60	64,074.70	89.26
623 BOTTLED GAS	13,900.00	29,001.74	-1,653.70	10,127.84	-25,229.58	**
624 FUEL OIL	70,800.00	37,791.49	9,836.96	17,811.26	15,197.25	78.53
626 GASOLINE	52,500.00	70,426.47	9,447.29	35,517.64	-53,444.11	**
627 TELEPHONE	58,009.88	32,544.28	7,489.17	25,465.60	.00	100.00
640 PROF. BOOKS & PERIODICALS	741.00	33.56	97.00	219.21	488.23	34.11
641 TEXTBOOKS	15,817.51	85.75	57.00	12,535.62	3,196.14	79.79
642 WORKBOOKS	21,363.20	.00	.00	12,410.72	8,952.48	58.09
645 LIBRARY BOOKS	2,507.58	507.58	.00	7.43	1,992.57	20.54
648 LIBRARY PERIODICALS	500.00	.00	.00	.00	500.00	.00
733 FURNITURE & FIXTURES	2,868.11	913.34	576.09	1,954.77	.00	100.00
734 EQUIPMENT, INSTRUCTIONAL	381,492.85	26,174.04	180,346.92	201,522.80	153,796.01	59.69
735 EQUIPMENT, NON INSTRUCT	9,000.00	.00	1,903.32	5,225.43	3,774.57	58.06
800 OTHER OBJECTS	19,531.40	.00	3,028.78	19,531.40	.00	100.00
810 DUES, FEES & MEMBERSHIP	42,322.97	.00	1,197.00	27,722.98	14,599.99	65.50
830 INTEREST, BONDS & NOTES	524,569.00	.00	.00	265,471.89	259,097.11	50.61
835 PRINCIPAL	1,420,000.00	.00	.00	425,000.00	995,000.00	29.93
840 CONTINGENCIES	165,937.30	.00	.00	.00	165,937.30	.00
1 BOARD OF EDUCATION BUDGET	41,723,590.00	4,113,173.22	4,884,100.11	17,102,818.53	20,507,598.25	50.85

REFUNDS

**To be Presented at Bd. Of Selectman Meeting-
01/09/2023**

NAME/ADDRESS	G/L Bill #	UNIQUE ID #	Amounts	Total	Comments	Outstanding Taxes? /Notes
MAC Industrial Services LLC 11 Adirondack Trail Easton, CT 06612	2020-03-0053115	53115	\$810.38	\$ 810.38	CC#09220M	Plates Cancelled Vin#1GCVKSEC6GZ222546
Vincent & Isabel Culotta 8 Coventry Ln Beacon Falls, CT 06403	2021-03-0051176	51176	\$48.13	\$ 48.13	Over paid by check# 8947	
Wajtaszek Marek J 10 N Main St Beacon Falls, CT 06403	2021-03-0055758	55758	\$117.77	\$ 117.77	CC#09402M	Vehicle Disosed VIN#1HGCR3F90GA029272
Krasnicki Frank J & Blanche 13 Stevens Rd Middlebury, CT 06762	2021-03-0052904	52904	\$60.00	\$ 60.00	pplication for refund	id by check #2393

TOTAL: \$ 1,036.28