

To: Board of Selectman, Town of Beacon Falls

From: TFC R. Culbertson #1239

September 2023 Calls for Service

Date: October 2nd, 2023

**MOTOR VEHICLE:**

Accidents with No Injuries	17
Accidents with Injuries	3
Total Traffic Stops	132
Total Infractions	26
Total Warnings	106
Motorist Assist	16
Parking Violations	4

**CALLS FOR SERVICE:**

Administrative Services	13
Alarms	9
Assist Citizens	24
Assist other Agencies	5
Community Engagement Activities	3
Disturbances	6
Domestic Violence	3
Emergency Committals	1
Fires	1
Fraud	1
Larceny	1
Medical Calls	19
Patrol Checks	414
Suspicious Incidents	13
Untimely Deaths	2

**TOTAL CALLS FOR SERVICE: 695**



TOWN OF  
**BEACON FALLS**  
CONNECTICUT

**WPCF**  
**Monthly Report**

**October 2023 Meeting / September 2023 Data**

Total Flow (RAW SEWAGE) :	11,254,700 gals.	Beacon Heights Leachate
Total Septage Received :	12,750 gals.	
Total Sludge Removed :	128,100 gals.	
Beacon Heights Leachate :	No Data gals.	
Total Phosphorous Discharged :	2.24 lbs./day	
Total Nitrogen Discharged :	39 lbs./day	

**EMERGENCY CALLS & ALARMS :**

None to report as of 9/29

**Repair or Replacement :**

9-22 Purchased a new 2 yr. license for our SCADA SonicWALL and installed.

9-27 WPCF #1 Raw Sewage Pump is back in service, the motor was reconditioned with new bearings.

9-28 Northeast Generator serviced Generators

**Testing :**

9-18,9-20,9-22 samples were collected and sent to ACT for our 2023 Chronic Toxicity Test.

**Misc.:**

9-14 Cleaned UV chamber

The new storage tank / digester mixer has been operating fine with no issues.

9-29 heavy rain event , the plant ran well with all 3 pumps back on-line

When the State paved Bethany Rd and Munson Rd they paved over a few manholes , working on getting them uncovered.

(ITB # 24-2) for the WPCF electrical upgrade has been posted on the Towns website, closing date 10-30-2023

**Meetings / Classes :**

WPCF staff working on Vector Solutions / Safety Training

*Thank you,  
For letting me serve.*

*Thomas A. Carey  
WPCF Superintendent*



Town of BEACON FALLS  
*Connecticut*

Public Works Department

September 30, 2023

**Monthly Report**

- Bulky Waste on 9/30/23 (1- mattress, 6- bulky, 1- metal, 1 electronic)
- Mowed all Town Properties and cleared street sight lines with brush tractor
- Patch potholes on roads- Beacon Valley, Pent, Lopus, Quarry, West and Rimmon.
- Pick up trash along roads and clean up truck load of trash dumped on Cold Spring
- Cleaned and maintained C.B.'s tops before and after storms. Cleaned up washouts in road from residents' driveways. Work with Wetlands to notify and correct run off issues with the property owners.
- Locate and open concrete storm water chambers in drainage easement going from Ellen Dr. to West Rd. Inspect and notify Engineer about the drainage issues due to the recent heavy rains.
- Clean up a tree that fell out of the woods on Rimmon Hill across the road.
- Install riprap stone in drainage ditch on Dumshott to control erosion on the banks.
- Repair and install curb on Ave E Ext. that was eroding away the edge of the road.
- Cut and clear the top of Woodward's wall on Burton and Wolfe.
- Paint stop bars at intersections and crosswalks.
- Inspect the installation of the sewer replacement on Burton Rd.
- C.B.Y.D mark outs and permit sign offs.
- Atlas Guard Rail was hired to install section of guard rail on Rice La. Replace end cap that was removed, welding the bolts.
- Federal Annual inspections completed for trucks #2, #5, #6, and # 12.
- Work with Engineers, Utilities Companies and Contractors on Road Projects.

Road Foreman  
Rob Pruzinsky

CC: Gerard Smith  
Mike Krenesky  
Pete Betkoski



# BEACON HOSE

COMPANY No. 1



BEACON FALLS, CONN.

35 NORTH MAIN STREET, BEACON FALLS, CT 06403

BEACON FALLS, CONN.

P: 203-729-1470 • F: 203-723-2209 • BEACONHOSE.COM

October 2, 2023

Gerard Smith, 1<sup>st</sup> Selectman  
Town of Beacon Falls  
10 Maple Avenue  
Beacon Falls, CT 06403

Re: Monthly Activity Report for August 2023

Dear 1<sup>st</sup> Selectman Smith,

During August 2023, Beacon Hose Company No. 1 responded to the following calls:

## EMS

Calls: 75  
Public Assist: 1  
Canceled: 4  
Patient Evaluated, No Treatment/Transport Required: 4  
Patient Refused Evaluation/Care (Without Transport): 4  
Patient Treated, Released (AMA): 6  
Patient Treated, Released (per protocol): 1  
Transported Lights/Siren: 4  
Transported No Lights/Siren: 32  
Patient Refused Transport: 4  
Mutual Aid Given: 15 (4 Naugatuck, 1 Oxford, and 10 Seymour)  
Training: Documentation

## Fire

Calls: 29  
Motor vehicle accident with no injuries: 6  
EMS call, excluding vehicle accident with injury: 1  
Brush or brush-and-grass mixture fire: 1  
Carbon monoxide incident: 1  
Electrical wiring/equipment problem, other: 3





BEACON FALLS, CONN.

# BEACON HOSE

COMPANY No. 1



BEACON FALLS, CONN.

35 NORTH MAIN STREET, BEACON FALLS, CT 06403

P: 203-729-1470 • F: 203-723-2209 • BEACONHOSE.COM

Smoke detector activation, no fire – unintentional: 1

Alarm system activation, no fire – unintentional: 1

Public service: 1

No incident found on arrival at dispatch address: 2

Motor vehicle accident with injuries: 2

Animal rescue: 1

Carbon monoxide detector activation, no CO: 2

Mutual Aid Given: 7 (6 Naugatuck, 1 Seymour)

Trainings: Ladder Training and Hydrant Operations

Activities: Camps Water Day and Touch a Truck

Respectfully submitted by,

Brian DeGeorge, Fire Chief

cc: Michael Krensky, 2<sup>nd</sup> Selectman  
Peter Betkoski, 3<sup>rd</sup> Selectman

Gerry Smith  
First Selectman  
10 Maple Ave  
Beacon Falls, CT 06403

September 12th, 2023

First Selectman Smith,

Below is a report from the Fire Marshal's Office for the Month of August.

Office work/Billing

1 Alliance Circle - Reissue blasting permit to Blastech

Car fire investigation Route 8

115 South Main Street Knox Box update

Smoke detector inspection/installation

Woodland High-school Inspection

Laurel Ledge Inspection

59 Wolfe Ave inspection

48 North Main Street state case closed

Inspection letters sent out for September

Emergency Responses

Any questions or concerns please contact me directly

Respectfully,

A handwritten signature in black ink, consisting of a large, stylized 'B' followed by a horizontal line that extends to the right and then curves slightly downwards.

Fire Marshal  
Brian DeGeorge

# Town Monthly Report

TOWN OF BEACON FALLS CT

Len Greene Sr - Town Clerk

9/1/2023 TO 9/29/2023

---

ACCOUNT	AMOUNT
<b>DOG FUND</b>	
Dog License Fees	12.00
Dog License Fees - Town	2.00
Dog Surcharge	4.00
<b>DOG FUND TOTAL:</b>	<b>18.00</b>
<b>FUND TOTAL</b>	
Conveyance Tax - Town	14,602.28
Local Capital Improvement - Town	114.00
Miscellaneous	20.00
Recording Fees - Town Share MERS	313.00
<b>FUND TOTAL:</b>	<b>15,049.28</b>
<b>RECORDING FEES &amp; VITALS</b>	
Burial Permit	0.00
Copies	492.00
Fish & Game - Town	3.00
Liquor Permits	0.00
Maps	0.00
Marriage Fees - Town	0.00
Notary Fees	20.00
Recording Fees	1,718.00
Trade Names	30.00
<b>RECORDING FEES &amp; VITALS TOTAL:</b>	<b>2,263.00</b>
<b>TOWN CLERK SHARE</b>	
Community Investment - Town Clerk MERS	70.00
Historic Preservation - Town Clerk Share	76.00
LOCIP - Town Clerk Share	38.00
<b>TOWN CLERK SHARE TOTAL:</b>	<b>184.00</b>
<b>TRUST &amp; AGENCY</b>	
Community Investment Account - State	1,368.00
Conveyance Tax - State	43,806.82
Fish & Game - State	173.00
Historic Preservation - State	304.00
Marriage Fees - State	0.00
MERS Fees - State	1,405.00
<b>TRUST &amp; AGENCY TOTAL:</b>	<b>47,056.82</b>
<b>SUB TOTAL:</b>	<b>64,571.10</b>
Payment On Account	0.00
<b>GRAND TOTAL:</b>	<b>64,571.10</b>

Town Only

<b>Terminal / Batch</b>	
Terminal	20
Batch	1374


Cash	0.00	0
Check	0.00	0
Credit Card	0.00	0
<b>Total</b>	<b>0.00</b>	<b>0</b>

<b>Last Assessor Bridge</b>	
Run on:	05/16/2022

**Percent Collection as of 09/29/2023**

**REAL ESTATE**


Uncollected - 47.79%  
Collected - 52.21%



<span style="color: orange;">■</span>	Total Due = \$7,388,201.23
<span style="color: brown;">■</span>	Total Paid = \$8,072,553.70

**PERSONAL PROPERTY**

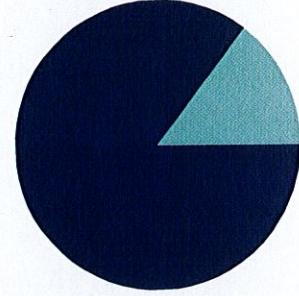
Uncollected - 46.62%  
Collected - 53.38%



<span style="color: lightgreen;">■</span>	Total Due = \$465,218.30
<span style="color: darkgreen;">■</span>	Total Paid = \$532,728.25

**MV REGULAR**

Uncollected - 14.68%  
Collected - 85.32%



<span style="color: lightblue;">■</span>	Total Due = \$300,611.58
<span style="color: darkblue;">■</span>	Total Paid = \$1,747,169.85

Type	Total Billed	Total Paid	Total Due	Percent Collected
REAL ESTATE	15,460,754.93	8,072,553.70	7,388,201.23	52.21
PERSONAL PRO	997,946.55	532,728.25	465,218.30	53.38
MOTOR VEHICL	2,047,781.43	1,747,169.85	300,611.58	85.32
SEWER ASSESS	46,945.58	53,604.73	-6,659.15	114.18
WATER	9,839.42	19,839.66	-10,000.24	201.63
<b>TOTALS:</b>	<b>\$18,563,267.91</b>	<b>\$10,425,896.19</b>	<b>\$8,137,371.72</b>	

## Original Beginning Balance Totals

Type	Count	Gross Assessment	Exemptions	Net Assessment	First Installment	Second Installment	Total Tax
REAL ESTATE	2,491	497,229,312	3,145,698	494,083,614	7,234,242.61	7,233,816.49	14,468,059.10
REAL ESTATE C	92	12,383,400	164,000	12,219,400	131,627.51	131,388.48	263,015.99
REAL ESTATE X	87	44,448,810	44,448,810	0	0.00	0.00	0.00
PERSONAL PROPERTY	264	45,979,709	12,196,840	33,782,869	501,356.99	496,589.56	997,946.55
MOTOR VEHICLE	5,997	70,440,227	225,370	70,214,857	2,067,460.83	0.00	2,067,460.83
SEWER ASSESSMENT	238	0	0	0	40,930.37	0.00	40,930.37
WATER	178	0	0	0	9,334.36	0.00	9,334.36
TOTALS:	9,347	670,481,458	60,180,718	610,300,740	9,984,952.67	7,861,794.53	17,846,747.20

### Waived Bills

Type	Count	Gross Assessment	Exemptions	Net Assessment	Total Tax	Waived Amount
TOTALS:	0	0	0	0	0.00	0.00



## Summary of Cash Collections - Year to Date

Type	Taxes	Bond Int	Interest	Lien	Fees	Total
REAL ESTATE	8,072,553.70	0.00	5,095.48	0.00	60.00	8,077,709.18
PERSONAL PROPERTY	532,728.25	0.00	105.20	0.00	0.00	532,833.45
MOTOR VEHICLE	1,747,169.85	0.00	6,217.41	0.00	40.00	1,753,427.26
SEWER ASSESSMENT	1,591.77	646.41	255.52	0.00	0.00	2,493.70
WATER	2,434.61	0.00	0.00	24.00	20.00	2,478.61
TOTALS:	10,356,478.18	646.41	11,673.61	24.00	120.00	10,368,942.20

## Summary of Cash Collections - Monthly for September

Type	Taxes	Bond Int	Interest	Lien	Fees	Total
REAL ESTATE	104,711.12	0.00	2,776.71	0.00	0.00	107,487.83
PERSONAL PROPERTY	1,463.77	0.00	66.67	0.00	0.00	1,530.44
MOTOR VEHICLE	77,716.03	0.00	3,681.61	0.00	0.00	81,397.64
SEWER ASSESSMENT	733.83	283.85	143.10	0.00	0.00	1,160.78
TOTALS:	184,624.75	283.85	6,668.09	0.00	0.00	191,576.69

**CASH REPORT  
TOWN OF BEACON FALLS**

**MONTHLY REPORT BY BILLING YEAR**      **CASH: CITY**      **Date: 10/02/2023**      **Pay Date: 09/01/2023 To 09/30/2023**      **Time: 10:40:09**      **Page: 1**  
**Condition: Year From: 2007 TO 2023**      **District:**      **All Term# Total Only: NO**      **Bill Type: 14 CODE T**      **Susp/Credit: ALL**      **Cycle #: 00 TO 00**  
**Recap Option: Year Type**

BILL #	S-D	CITY Gross	INTEREST Exmpt	LIEN Net	FEES	Tax	BINT	TOTAL	DATE PAID	K	TP	OVR	BATCH	TRANS#	TERM#	NAME
2014-4-0080497	Y	0.00	173.92	0.00	0.00		0.00	173.92	09/19/2023	#T	P					
2014-4-0080497	Y	0.00	217.40	0.00	0.00		0.00	217.40	09/25/2023	#T	P	D	116	1	56	LANNON JENN
<b>TOT MVS</b>		0.00	391.32	0.00	0.00		0.00						117	1	56	LANNON JENN
<b>TOT YR 2014</b>		0.00	391.32	0.00	0.00		0.00	391.32								
2019-4-0080200		129.06	63.88	0.00	28.94		0.00	221.88	09/06/2023	#T	P					
2019-4-0080273		172.32	85.30	0.00	38.64		0.00	296.26	09/22/2023	#T	P		1943	1	90	TS DEGIOVANNI
2019-4-0080274		136.24	67.44	0.00	30.55		0.00	234.23	09/22/2023	#T	P		1959	7	90	TS FUOCO MICHE
<b>TOT MVS</b>		437.62	216.62	0.00	98.13		0.00	752.37					1959	6	90	TS FUOCO MICHE
<b>TOT YR 2019</b>		437.62	216.62	0.00	98.13		0.00	752.37								
2020-1-0001364		132.42	37.58	0.00	0.00		0.00	170.00	09/18/2023	#T	P					
2020-1-0001364		6.57	205.93	0.00	0.00		0.00	212.50	09/01/2023	#T	P	P	2732	2	2	KOSIOREK JE
<b>TOT REAL ESTATE</b>		138.99	243.51	0.00	0.00		0.00	382.50					2183	3	3	KOSIOREK JE
2020-3-0050167		98.42	38.38	0.00	0.00		0.00	136.80	09/12/2023	#T	P					
2020-3-0050686		184.62	72.00	0.00	0.00		0.00	256.62	09/12/2023	#T	P		115	1	56	AQUINO KELL
2020-3-0051285		170.31	68.98	0.00	35.89		0.00	275.18	09/06/2023	#T	P		115	2	56	BURKE SAMUE
2020-3-0051420		0.00	34.09	0.00	0.00		0.00	34.09	09/12/2023	#T	P		1943	2	90	TS DEGIOVANNI
2020-3-0052203		271.17	109.82	0.00	57.15		0.00	438.14	09/13/2023	#T	P	D	115	3	56	DITULLIO DE
2020-3-0052308		458.24	185.59	0.00	96.57		0.00	740.40	09/06/2023	#T	P		2190	7	3	TS HARVEY ETHA
2020-3-0052478		0.00	0.00	0.00	75.00		0.00	75.00	09/07/2023	#T	P		2185	1	3	TS HISLOP CHER
2020-3-0052478		0.00	0.00	0.00	75.00		0.00	75.00	09/21/2023	#T	P	D	1944	11	90	TS IZOKAITIS P
2020-3-0052479		0.00	10.12	0.00	64.88		0.00	75.00	09/21/2023	#T	P	D	1958	5	90	TS IZOKAITIS P
2020-3-0052479		0.00	8.80	0.00	66.20		0.00	75.00	09/21/2023	#T	P	D	1958	6	90	TS IZOKAITIS P
2020-3-0052746		148.33	57.85	0.00	0.00		0.00	206.18	09/12/2023	#T	P	D	1944	10	90	TS IZOKAITIS P
2020-3-0052749		0.00	86.96	0.00	0.00		0.00	86.96	09/12/2023	#T	P	D	115	4	56	KNAPIK BRUC
2020-3-0053956		136.73	160.01	0.00	20.00		0.00	316.74	09/26/2023	#T	P	D	115	5	56	KNAPIK SHER
2020-3-0053956		0.00	0.00	0.00	83.26		0.00	83.26	09/26/2023	#T	P		1963	1	90	NG PENTA SERVI
2020-3-0054690		138.20	53.89	0.00	0.00		0.00	192.09	09/11/2023	#T	P		1963	2	90	TS PENTA SERVI
2020-3-0054950		365.75	148.13	0.00	77.08		0.00	590.96	09/18/2023	#T	P	D	114	1	56	SHARKEY KAT
2020-3-0055012		10.19	4.13	0.00	2.15		0.00	16.47	09/08/2023	#T	P		2192	3	3	TS SPIERS EDWA
<b>TOT MOTOR VEH</b>		1,981.96	1,038.75	0.00	653.18		0.00	3,673.89					1945	1	90	TS STOLL RICHA
2020-4-0080543		7.28	67.72	0.00	0.00		0.00	75.00	09/07/2023	#T	P					
2020-4-0080543		50.00	0.00	0.00	0.00		0.00	50.00	09/21/2023	#T	P		1944	12	90	IZOKAITIS M
2020-4-0080678		158.80	50.02	0.00	0.00		0.00	208.82	09/22/2023	#T	P		1958	7	90	IZOKAITIS M
2020-4-0081068		37.34	11.76	0.00	0.00		0.00	49.10	09/08/2023	#T	P		1959	5	90	LIND KATIE
<b>TOT MVS</b>		253.42	129.50	0.00	0.00		0.00	382.92					1945	2	90	STOLL RICHA
<b>TOT YR 2020</b>		2,374.37	1,411.76	0.00	653.18		0.00	4,439.31								
2021-1-0000390		60.20	4.80	0.00	0.00		0.00	65.00	09/12/2023	#T	P					
2021-1-0001691		476.18	85.71	24.00	0.00		0.00	585.89	09/18/2023	#T	P	P	2189	1	3	BOLDUC DANI
<b>TOT REAL ESTATE</b>		536.38	90.51	24.00	0.00		0.00	650.89					1953	4	90	BERNARD BRI
2021-3-0050171		257.54	22.17	0.00	0.00		0.00	279.71	09/14/2023	#T	P					
2021-3-0051246		693.03	155.93	0.00	0.00		0.00	848.96	09/21/2023	#T	P	O	2731	7	2	AQUINO KELL
2021-3-0051304		153.16	34.46	0.00	0.00		0.00	187.62	09/06/2023	#T	P		2195	4	3	DAULIZIO MI
2021-3-0051445		376.52	84.72	0.00	0.00		0.00	461.24	09/29/2023	#T	P		1943	3	90	DEGIOVANNI
2021-3-0051937		289.33	65.10	0.00	0.00		0.00	354.43	09/22/2023	#T	P		2201	3	3	DIDONNET TO
													1959	9	90	FUOCO MICHE

**CASH REPORT  
TOWN OF BEACON FALLS**

**MONTHLY REPORT BY BILLING YEAR**      **CASH: CITY**      **Date: 10/02/2023**      **Pay Date: 09/01/2023 To 09/30/2023**      **Time: 10:40:11**      **Page: 2**  
**Condition: Year From: 2007 TO 2023**      **District: All Term# Total Only: NO**      **Bill Type: 14 CODE T**      **Susp/Credit: ALL**      **Cycle #: 00 TO 00**  
**Recap Option: Year Type**

BILL #	S-D	CITY Gross	INTEREST Exmpt	LIEN Net	FEES	Tax	BINT	TOTAL	DATE PAID	K	TP	OVR	BATCH	TRANS#	TERM#	NAME
2021-3-0052264		246.30	55.42	0.00	0.00		0.00	301.72	09/13/2023	#T	P					
2021-3-0052374		452.39	101.79	0.00	0.00		0.00	554.18	09/06/2023	#T	P		2190	8	3	HARVEY ETHA
2021-3-0052750		116.07	26.12	0.00	0.00		0.00	142.19	09/07/2023	#T	P		2185	2	3	HISLOP CHER
2021-3-0052786		48.98	11.02	0.00	0.00		0.00	60.00	09/22/2023	#T	P		1944	3	90	KECKLER SHA
2021-3-0052975		79.27	17.84	0.00	0.00		0.00	97.11	09/05/2023	#T	P		2196	1	3	KHY SATHYA
2021-3-0052976		107.01	24.08	0.00	0.00		0.00	131.09	09/05/2023	#T	P		2727	4	2	LAFFERTY TI
2021-3-0053174		385.02	86.63	0.00	0.00		0.00	471.65	09/27/2023	#T	P		2727	3	2	LAFFERTY TI
2021-3-0053175		172.97	38.92	0.00	0.00		0.00	211.89	09/27/2023	#T	P		2199	2	3	LUBIN AMY M
2021-3-0053176		316.51	71.21	0.00	0.00		0.00	387.72	09/27/2023	#T	P		2199	3	3	LUBIN AMY M
2021-3-0053214		78.70	17.71	0.00	0.00		0.00	96.41	09/08/2023	#T	P		2199	4	3	LUBIN AMY M
2021-3-0053215		79.83	17.96	0.00	0.00		0.00	97.79	09/08/2023	#T	P		1945	19	90	MACDONALD D
2021-3-0053490		0.31	99.69	0.00	0.00		0.00	100.00	09/08/2023	#T	P	P	1945	18	90	MACDONALD D
2021-3-0054491		101.63	22.87	0.00	0.00		0.00	124.50	09/20/2023	#T	P		1945	10	90	MIDDLEMASS
2021-3-0055121		14.16	3.19	0.00	0.00		0.00	17.35	09/08/2023	#T	P		1957	1	90	ROBINSON MI
2021-3-0055122		62.57	14.08	0.00	0.00		0.00	76.65	09/08/2023	#T	P		1945	3	90	STOLL RICHA
2021-3-0055322		442.49	99.56	0.00	0.00		0.00	542.05	09/14/2023	#T	P		1945	4	90	STOLL RICHA
2021-3-0055323		402.85	90.64	0.00	0.00		0.00	493.49	09/14/2023	#T	P		2731	2	2	TISO ALLISO
2021-3-0055445		305.75	68.79	0.00	0.00		0.00	374.54	09/22/2023	#T	P		2731	3	2	TISO ALLISO
2021-3-0055515		9.37	0.70	0.00	0.00		0.00	10.07	09/13/2023	#T	P		2734	1	2	TUCCARONE
2021-3-0055682		131.36	29.56	0.00	0.00		0.00	160.92	09/12/2023	#T	P		2190	6	3	VANCE PATRI
2021-3-0055927		433.99	39.06	0.00	0.00		0.00	473.05	09/05/2023	#T	P	M	2730	1	2	WHITAKER JO
													1941	1	90	DINKLA DEST
<b>TOT MOTOR VEH</b>		<b>5,757.11</b>	<b>1,299.22</b>	<b>0.00</b>	<b>0.00</b>		<b>0.00</b>	<b>7,056.33</b>								
2021-4-0080061		127.96	17.27	0.00	0.00		0.00	145.23	09/18/2023	#T	P		1953	9	90	BELL DAVID
2021-4-0080062		81.31	10.98	0.00	0.00		0.00	92.29	09/18/2023	#T	P		1953	10	90	BELL DAVID
2021-4-0080063		60.30	8.14	0.00	0.00		0.00	68.44	09/18/2023	#T	P		1953	11	90	BELL DAVID
2021-4-0080065		165.05	22.28	0.00	0.00		0.00	187.33	09/08/2023	#T	P		1945	6	90	BELLI GERAL
2021-4-0080201		38.70	5.22	0.00	0.00		0.00	43.92	09/05/2023	#T	P		1942	2	90	DAVIS-ZIMME
2021-4-0080218		47.05	6.35	0.00	0.00		0.00	53.40	09/11/2023	#T	P		1947	4	90	DESROCHERS
2021-4-0080368		174.84	23.60	0.00	0.00		0.00	198.44	09/06/2023	#T	P		1943	7	90	HOHL RICARD
2021-4-0080437		29.70	4.01	0.00	0.00		0.00	33.71	09/07/2023	#T	P		1944	4	90	KECKLER SHA
2021-4-0080445		22.79	3.08	0.00	0.00		0.00	25.87	09/21/2023	#T	P		1958	3	90	KNAPIK KARE
2021-4-0080486		421.88	56.95	0.00	0.00		0.00	478.83	09/06/2023	#T	P		1943	5	90	LEASE PLAN
2021-4-0080496		640.09	86.41	0.00	0.00		0.00	726.50	09/22/2023	#T	P		1959	4	90	LIND KATIE
2021-4-0080511		3.54	2.00	0.00	0.00		0.00	5.54	09/08/2023	#T	P		1945	21	90	MACDONALD D
2021-4-0080512		7.33	2.00	0.00	0.00		0.00	9.33	09/08/2023	#T	P		1945	22	90	MACDONALD D
2021-4-0080554		462.30	62.41	0.00	0.00		0.00	524.71	09/19/2023	#T	P		1956	1	90	MCSPERRIN R
2021-4-0080555		229.42	30.97	0.00	0.00		0.00	260.39	09/21/2023	#T	P		1958	9	90	MCSPERRIN R
2021-4-0080563		138.15	18.65	0.00	0.00		0.00	156.80	09/28/2023	#T	P		1965	5	90	MITTON CARR
2021-4-0080592		64.09	8.65	0.00	0.00		0.00	72.74	09/13/2023	#T	P		1950	1	90	NAVARRO-SAN
2021-4-0080699		292.73	39.52	0.00	0.00		0.00	332.25	09/21/2023	#T	P		2733	1	2	REID BRITTA
2021-4-0080826		132.46	17.88	0.00	0.00		0.00	150.34	09/26/2023	#T	P		1963	4	90	THOMAS LYDT
<b>TOT MVS</b>		<b>3,139.69</b>	<b>426.37</b>	<b>0.00</b>	<b>0.00</b>		<b>0.00</b>	<b>3,566.06</b>								
<b>TOT YR 2021</b>		<b>9,433.18</b>	<b>1,816.10</b>	<b>24.00</b>	<b>0.00</b>		<b>0.00</b>	<b>11,273.28</b>								
2022-1-0000092		142.39	0.00	0.00	0.00		0.00	142.39	09/28/2023	#T	P		1965	1	90	BAERGA ROBE
2022-1-0000332		2,081.10	93.65	0.00	0.00		0.00	2,174.75	09/08/2023	#T	P		1945	23	90	PALMIERO JU
2022-1-0000424		89.79	0.00	0.00	0.00		0.00	89.79	09/05/2023	#T	P	P	2184	4	3	BOURQUE KEN
2022-1-0000424		128.66	9.83	0.00	0.00		0.00	138.49	09/21/2023	#T	P		2195	5	3	BOURQUE KEN
2022-1-0000503		4,009.61	180.43	0.00	0.00		0.00	4,190.04	09/20/2023	#T	P		2194	1	3	BURRITT RUT
2022-1-0000512		1,938.14	87.22	0.00	0.00		0.00	2,025.36	09/14/2023	#T	P		1951	7	90	BUZGO RAYMO
2022-1-0000555		3,144.54	141.50	0.00	0.00		0.00	3,286.04	09/05/2023	#T	P		2727	8	2	CARD RICHA
2022-1-0000624		497.76	11.20	0.00	0.00		0.00	508.96	09/25/2023	#T	P		2735	2	2	CIRKOT KRIS
2022-1-0000888		158.93	7.15	0.00	0.00		0.00	166.08	09/27/2023	#T	P		2199	1	3	ELY MARK
2022-1-0000977		249.62	11.23	0.00	0.00		0.00	260.85	09/26/2023	#T	P		2198	1	3	FLORENCE MI
2022-1-0001045		10,836.46	243.82	0.00	0.00		0.00	11,080.28	09/18/2023	#T	P		2192	1	3	GEORGIA ASH

**CASH REPORT  
TOWN OF BEACON FALLS**

MONTHLY REPORT BY BILLING YEAR     CASH: CITY     Date: 10/02/2023     Pay Date: 09/01/2023 To 09/30/2023     Time: 10:40:12     Page: 3  
 Condition: Year From: 2007 TO 2023     District:     All Term#     Total Only: NO     Bill Type: 14 CODE T     Susp/Credit: ALL     Cycle #: 00 TO 00  
 Recap Option: Year Type

BILL #	S-D	CITY Gross	INTEREST Exmpt	LIEN Net	FEES	Tax	BINT	TOTAL	DATE PAID	K	TP	OVR	BATCH	TRANS#	TERM#	NAME
2022-1-0001064		5,996.62	134.92	0.00	0.00		0.00	6,131.54	09/25/2023	#	P					
2022-1-0001179		64.27	0.96	0.00	0.00		0.00	65.23	09/11/2023	#	P		2197	1	3	GLOBAL TOWE
2022-1-0001256		16,004.48	360.10	0.00	0.00		0.00	16,364.58	09/22/2023	#	P		2188	21	3	HEATH LORRA
2022-1-0001260		882.95	39.73	0.00	0.00		0.00	922.68	09/28/2023	#	P		2196	5	3	INDUSTRIAL
2022-1-0001261		22.92	2.00	0.00	0.00		0.00	24.92	09/15/2023	#	P		2200	1	3	DEP CONSTRU
2022-1-0001320		924.16	41.59	0.00	0.00		0.00	965.75	09/08/2023	#	P		2191	1	3	J&L ENTERPR
2022-1-0001320		1,889.91	0.00	0.00	0.00		0.00	1,889.91	09/08/2023	#	P		1945	27	90	KAUTZNER HE
2022-1-0001321		2,506.18	112.78	0.00	0.00		0.00	2,618.96	09/08/2023	#	P	D	1945	28	90	KAUTZNER HE
2022-1-0001386		2,537.19	114.17	0.00	0.00		0.00	2,651.36	09/11/2023	#	P		1945	26	90	KAUTZNER LO
2022-1-0001473		1,028.49	46.28	0.00	0.00		0.00	1,074.77	09/25/2023	#	P		2188	1	3	KOSKO SAMUE
2022-1-0001587		125.00	0.00	0.00	0.00		0.00	125.00	09/29/2023	#	P	P	2197	2	3	LEAKE JUSTI
2022-1-0001587		125.00	0.00	0.00	0.00		0.00	125.00	09/20/2023	#	P	P	2201	1	3	MARINO PAUL
2022-1-0001591		691.54	15.56	0.00	0.00		0.00	707.10	09/13/2023	#	P		2194	7	3	MARINO PAUL
2022-1-0001628		2,560.53	115.22	0.00	0.00		0.00	2,675.75	09/13/2023	#	P		1950	5	90	MARKOVIC MA
2022-1-0001819		353.15	15.89	0.00	0.00		0.00	369.04	09/07/2023	#	P		2190	1	3	MATTHEWS SU
2022-1-0001874		4,586.24	206.38	0.00	0.00		0.00	4,792.62	09/18/2023	#	P		2728	3	2	NORTHROP SA
2022-1-0001993		3,129.91	0.00	0.00	0.00		0.00	3,129.91	09/20/2023	#	P		2192	13	3	ORTEGA WINS
2022-1-0002002		297.91	13.41	0.00	0.00		0.00	311.32	09/11/2023	#	P		2194	4	3	ROBERTS GAI
2022-1-0002008		4,524.64	0.00	0.00	0.00		0.00	4,524.64	09/29/2023	#	P		2188	18	3	POSICK JAME
2022-1-0002120		3,897.42	0.00	0.00	0.00		0.00	3,897.42	09/06/2023	#	P		2737	2	2	POULOS STAC
2022-1-0002180		2,855.04	0.00	0.00	0.00		0.00	2,855.04	09/18/2023	#	P		2185	7	3	ROSCOE HARR
2022-1-0002224		1,360.92	20.41	0.00	0.00		0.00	1,381.33	09/14/2023	#	P		2192	8	3	SAUNDERS FR
2022-1-0002388		4,827.87	217.25	0.00	0.00		0.00	5,045.12	09/12/2023	#	P		1951	1	90	SEAY GARY M
2022-1-0002496		200.00	0.00	0.00	0.00		0.00	200.00	09/12/2023	#	P		2189	3	3	STENGER CAR
2022-1-0002505		11,779.23	530.07	0.00	0.00		0.00	12,309.30	09/29/2023	#	P		1949	6	90	TRZASKI JAM
2022-1-0002513		102.97	0.00	0.00	0.00		0.00	102.97	09/01/2023	#	P		1966	2	90	TURNPIKE CE
2022-1-0002612		264.07	3.96	0.00	0.00		0.00	268.03	09/05/2023	#	P		1938	15	90	URBANO CARM
2022-1-0002808		1,709.67	0.00	0.00	0.00		0.00	1,709.67	09/11/2023	#	P		1939	9	90	WHIPPLE GAR
2022-1-0002809		2,272.34	0.00	0.00	0.00		0.00	2,272.34	09/18/2023	#	P		2188	15	3	JARRETT KEN
2022-1-0002810		1,552.23	0.00	0.00	0.00		0.00	1,552.23	09/21/2023	#	P	O	2732	1	2	WEILAND JAM
2022-1-0002811		3,399.40	0.00	0.00	0.00		0.00	3,399.40	09/11/2023	#	P		2195	1	3	BERNOCRO.RO
<b>TOT REAL ESTATE</b>		105,749.25	2,776.71	0.00	0.00		0.00	108,525.96					2188	17	3	DAVIS ROY A
<b>TOT PERS PROP</b>		1,463.77	66.67	0.00	0.00		0.00	1,530.44								
2022-2-0040001		66.99	3.01	0.00	0.00		0.00	70.00	09/19/2023	#	P	O	2193	3	3	A PLUS INSU
2022-2-0040014		770.82	34.69	0.00	0.00		0.00	805.51	09/28/2023	#	P		1965	3	90	AMERICAN FL
2022-2-0040034		14.62	0.00	0.00	0.00		0.00	14.62	09/11/2023	#	P	P	2188	16	3	BEACON FALL
2022-2-0040062		256.58	12.09	0.00	0.00		0.00	268.67	09/12/2023	#	P	P	2189	4	3	CKS PACKAGI
2022-2-0040062		12.09	0.00	0.00	0.00		0.00	12.09	09/22/2023	#	P		2196	3	3	CKS PACKAGI
2022-2-0040128		72.08	3.24	0.00	0.00		0.00	75.32	09/18/2023	#	P		2192	2	3	IRON ROADS
2022-2-0040131		258.77	11.64	0.00	0.00		0.00	270.41	09/20/2023	#	P		2194	6	3	JCS LANDSCA
2022-2-0040240		11.82	2.00	0.00	0.00		0.00	13.82	09/11/2023	#	P		2188	2	3	TOP NOTCH T
<b>TOT PERS PROP</b>		1,463.77	66.67	0.00	0.00		0.00	1,530.44								
2022-3-0050078		64.10	2.88	0.00	0.00		0.00	66.98	09/11/2023	#	P		1946	8	90	ALASSIRI MO
2022-3-0050079		252.27	11.35	0.00	0.00		0.00	263.62	09/11/2023	#	P		1946	9	90	ALASSIRI MO
2022-3-0050106		410.61	12.32	0.00	0.00		0.00	422.93	09/01/2023	#	P		1938	10	90	ALLEN JESSI
2022-3-0050110		545.31	24.54	0.00	0.00		0.00	569.85	09/18/2023	#	P		1954	1	90	ALTERIO MIC
2022-3-0050111		486.52	21.89	0.00	0.00		0.00	508.41	09/18/2023	#	P		1954	2	90	ALTERIO MIC
2022-3-0050112		14.77	2.00	0.00	0.00		0.00	16.77	09/18/2023	#	P		1954	3	90	ALTERIO MIC
2022-3-0050126		947.05	42.62	0.00	0.00		0.00	989.67	09/28/2023	#	P		1965	2	90	AMERICAN FL
2022-3-0050127		460.53	20.72	0.00	0.00		0.00	481.25	09/28/2023	#	P		1965	8	90	AMERICAN FL
2022-3-0050129		130.27	5.86	0.00	0.00		0.00	136.13	09/28/2023	#	P		1965	7	90	AMERICAN FL
2022-3-0050154		491.25	22.11	0.00	0.00		0.00	513.36	09/05/2023	#	P		1940	1	90	AMOT LAURA
2022-3-0050160		241.34	10.86	0.00	0.00		0.00	252.20	09/11/2023	#	P		1947	2	90	ANTON KAREN
2022-3-0050189		10.34	2.00	0.00	0.00		0.00	12.34	09/05/2023	#	P		1939	5	90	ARAUJO LAUR
2022-3-0050190		10.34	2.00	0.00	0.00		0.00	12.34	09/05/2023	#	P		1939	4	90	AUCOIN TIMO
2022-3-0050191		10.34	2.00	0.00	0.00		0.00	12.34	09/05/2023	#	P		1939	6	90	AUCOIN TIMO



**CASH REPORT  
TOWN OF BEACON FALLS**

**MONTHLY REPORT BY BILLING YEAR**  
**Condition:** Year From: 2007 TO 2023    **CASH: CITY**    **Date:** 10/02/2023    **Pay Date:** 09/01/2023 To 09/30/2023    **Time:** 10:40:14    **Page:** 4  
**Recap Option:** Year Type    **District:** All Term#    **Total Only:** NO    **Bill Type:** 14 CODE T    **Susp/Credit:** ALL    **Cycle #:** 00 TO 00

BILL #	S-D	CITY Gross	INTEREST Exmpt	LIEN Net	FEES Tax	BINT	TOTAL	DATE PAID	K	TP	OVR	BATCH	TRANS#	TERM#	NAME
2022-3-0050192		123.48	5.56	0.00	0.00	0.00	129.04	09/05/2023	#	P		1939	7	90	AUCOIN TIMO
2022-3-0050198		633.93	28.53	0.00	0.00	0.00	662.46	09/28/2023	#	P		1965	4	90	AVILA OLIVI
2022-3-0050232		213.57	9.61	0.00	0.00	0.00	223.18	09/05/2023	#	P		2727	11	2	BAKER RAYMO
2022-3-0050233		398.20	17.92	0.00	0.00	0.00	416.12	09/05/2023	#	P		2727	12	2	BAKER RAYMO
2022-3-0050284		88.92	4.00	0.00	0.00	0.00	92.92	09/18/2023	#	P		2192	10	3	BARTH WILLI
2022-3-0050285		277.09	12.47	0.00	0.00	0.00	289.56	09/18/2023	#	P		2192	9	3	BARTH WILLI
2022-3-0050286		32.20	2.00	0.00	0.00	0.00	34.20	09/18/2023	#	P		2192	11	3	BARTH WILLI
2022-3-0050304		46.97	2.11	0.00	0.00	0.00	49.08	09/20/2023	#	P		1957	8	90	BAYUSIK BRY
2022-3-0050305		107.53	4.84	0.00	0.00	0.00	112.37	09/20/2023	#	P		1957	9	90	BAYUSIK BRY
2022-3-0050306		135.29	6.09	0.00	0.00	0.00	141.38	09/20/2023	#	P		1957	10	90	BAYUSIK BRY
2022-3-0050307		10.04	2.00	0.00	0.00	0.00	12.04	09/20/2023	#	P		1957	11	90	BAYUSIK BRY
2022-3-0050317		326.12	14.68	0.00	0.00	0.00	340.80	09/08/2023	#	P		1945	24	90	BECKWITH LI
2022-3-0050349		225.39	10.14	0.00	0.00	0.00	235.53	09/18/2023	#	P		1953	5	90	BELL DAVID
2022-3-0050350		132.34	5.96	0.00	0.00	0.00	138.30	09/18/2023	#	P		1953	6	90	BELL DAVID
2022-3-0050351		100.73	4.53	0.00	0.00	0.00	105.26	09/18/2023	#	P		1953	7	90	BELL DAVID
2022-3-0050352		236.91	10.66	0.00	0.00	0.00	247.57	09/18/2023	#	P		1953	8	90	BELL DAVID
2022-3-0050354		530.83	23.89	0.00	0.00	0.00	554.72	09/12/2023	#	P		1949	5	90	BELLAVANCE
2022-3-0050355		121.11	5.45	0.00	0.00	0.00	126.56	09/11/2023	#	P		1947	8	90	BELLAVANCE
2022-3-0050363		0.27	0.00	0.00	0.00	0.00	0.27	09/12/2023	#	P		2730	5	2	BENANTO CHR
2022-3-0050364		17.49	0.27	0.00	0.00	0.00	17.76	09/07/2023	#	P	P	2186	5	3	BENANTO CHR
2022-3-0050364		11.26	0.17	0.00	0.00	0.00	11.43	09/07/2023	#	P	P	2186	6	3	BENANTO ZAC
2022-3-0050364		0.17	0.00	0.00	0.00	0.00	0.17	09/12/2023	#	P	P	2730	4	2	BENANTO ZAC
2022-3-0050455		891.22	40.10	0.00	0.00	0.00	931.32	09/19/2023	#	P		2193	1	3	BLANCHARD K
2022-3-0050456		49.33	2.22	0.00	0.00	0.00	51.55	09/19/2023	#	P		2193	2	3	BLANCHARD K
2022-3-0050460		159.81	7.19	0.00	0.00	0.00	167.00	09/11/2023	#	P		2729	1	2	BLESSE TOLB
2022-3-0050485		382.54	17.21	0.00	0.00	0.00	399.75	09/25/2023	#	P		1961	2	90	BORDEN CRAI
2022-3-0050496		155.92	2.34	0.00	0.00	0.00	158.26	09/01/2023	#	P		2183	2	3	BOSTROM GAR
2022-3-0050510		129.39	5.82	0.00	0.00	0.00	135.21	09/05/2023	#	P		2184	3	3	BOURQUE KEN
2022-3-0050517		98.50	3.00	0.00	0.00	0.00	101.50	09/19/2023	#	P		1956	9	90	BOWEN MONIQ
2022-3-0050518		196.06	3.94	0.00	0.00	0.00	200.00	09/29/2023	#	P	P	2737	1	2	BOWEN WILLI
2022-3-0050525		14.77	2.00	0.00	0.00	0.00	16.77	09/11/2023	#	P		1946	2	90	BOWLEY JEFF
2022-3-0050526		14.77	2.00	0.00	0.00	0.00	16.77	09/11/2023	#	P		1946	3	90	BOWLEY JEFF
2022-3-0050527		14.77	2.00	0.00	0.00	0.00	16.77	09/11/2023	#	P		1946	4	90	BOWLEY JEFF
2022-3-0050528		14.77	2.00	0.00	0.00	0.00	16.77	09/11/2023	#	P		1946	5	90	BOWLEY JEFF
2022-3-0050529		491.55	22.12	0.00	0.00	0.00	513.67	09/11/2023	#	P		1946	6	90	BOWLEY JEFF
2022-3-0050530		297.76	13.40	0.00	0.00	0.00	311.16	09/11/2023	#	P		1946	7	90	BOWLEY JEFF
2022-3-0050549		168.08	7.56	0.00	0.00	0.00	175.64	09/11/2023	#	P	P	2188	11	3	BRANT CHRIS
2022-3-0050550		134.62	6.70	0.00	0.00	0.00	141.32	09/11/2023	#	P	P	2188	12	3	BRANT CHRIS
2022-3-0050589		528.47	15.85	0.00	0.00	0.00	544.32	09/01/2023	#	P		1938	14	90	BRIERE DALE
2022-3-0050643		516.06	23.22	0.00	0.00	0.00	539.28	09/08/2023	#	P		1945	16	90	BROWN STEPH
2022-3-0050644		339.71	15.29	0.00	0.00	0.00	355.00	09/08/2023	#	P		1945	17	90	BROWN STEPH
2022-3-0050657		149.77	6.74	0.00	0.00	0.00	156.51	09/05/2023	#	P		1941	8	90	BRUSH PAULA
2022-3-0050658		12.11	2.00	0.00	0.00	0.00	14.11	09/05/2023	#	P		1941	2	90	BRUSH SHAUN
2022-3-0050659		228.34	10.28	0.00	0.00	0.00	238.62	09/05/2023	#	P		1941	3	90	BRUSH SHAUN
2022-3-0050660		36.04	2.00	0.00	0.00	0.00	38.04	09/05/2023	#	P		1941	4	90	BRUSH SHAUN
2022-3-0050661		23.63	2.00	0.00	0.00	0.00	25.63	09/05/2023	#	P		1941	5	90	BRUSH SHAUN
2022-3-0050662		354.78	15.97	0.00	0.00	0.00	370.75	09/05/2023	#	P		1941	6	90	BRUSH SHAUN
2022-3-0050663		425.38	19.14	0.00	0.00	0.00	444.52	09/05/2023	#	P		1941	7	90	BRUSH SHAUN
2022-3-0050680		56.71	2.67	0.00	0.00	0.00	59.38	09/22/2023	#	P	P	2196	4	3	BUEHLER CAR
2022-3-0050699		466.44	20.99	0.00	0.00	0.00	487.43	09/25/2023	#	P		1960	1	90	BURKE JORDA
2022-3-0050700		26.59	2.00	0.00	0.00	0.00	28.59	09/25/2023	#	P		1960	2	90	BURKE JORDA
2022-3-0050734		302.49	13.61	0.00	0.00	0.00	316.10	09/14/2023	#	P		1951	8	90	BUZGO RAYMO
2022-3-0050735		73.55	3.31	0.00	0.00	0.00	76.86	09/14/2023	#	P		1951	9	90	BUZGO RAYMO
2022-3-0050736		204.71	9.21	0.00	0.00	0.00	213.92	09/14/2023	#	P		1951	10	90	BUZGO RAYMO
2022-3-0050737		115.21	5.18	0.00	0.00	0.00	120.39	09/14/2023	#	P		1951	11	90	BUZGO RAYMO
2022-3-0050792		69.12	2.07	0.00	0.00	0.00	71.19	09/01/2023	#	P		1938	13	90	CANAS OWEN
2022-3-0050815		330.26	14.86	0.00	0.00	0.00	345.12	09/05/2023	#	P		2727	9	2	CARD RICHA
2022-3-0050816		773.95	34.83	0.00	0.00	0.00	808.78	09/05/2023	#	P		2727	10	2	CARD RICHA
2022-3-0050861		25.00	0.00	0.00	0.00	0.00	25.00	09/01/2023	#	P		1938	12	90	CARUSO CAND

CASH REPORT  
TOWN OF BEACON FALLS

MONTHLY REPORT BY BILLING YEAR  
Condition: Year From: 2007 TO 2023  
Recap Option: Year Type

CASH: CITY Date: 10/02/2023 Pay Date: 09/01/2023 To 09/30/2023 Time: 10:40:16 Page: 5  
District: All Term# Total Only: NO Bill Type: 14 CODE T Susp/Credit: ALL Cycle #: 00 TO 00

BILL #	S-D	CITY Gross	INTEREST Exmpt	LIEN Net	FEES	Tax	BINT	TOTAL	DATE PAID	K	TP	OVR	BATCH	TRANS#	TERM#	NAME
2022-3-0050861		26.69	0.40	0.00	0.00		0.00	27.09	09/20/2023	#	P					CARUSO CAND
2022-3-0050862		42.85	0.64	0.00	0.00		0.00	43.49	09/20/2023	#	P		1957	4	90	CARUSO CAND
2022-3-0050862		35.00	0.00	0.00	0.00		0.00	35.00	09/01/2023	#	P		1957	3	90	CARUSO CAND
2022-3-0050933		286.83	12.91	0.00	0.00		0.00	299.74	09/11/2023	#	P		1938	9	90	CARUSO CAND
2022-3-0050943		250.20	11.26	0.00	0.00		0.00	261.46	09/07/2023	#	P		1947	12	90	CHAN JESSIC
2022-3-0050961		372.20	16.75	0.00	0.00		0.00	388.95	09/20/2023	#	P		2186	1	3	CHASSE ROBE
2022-3-0050999		91.57	4.12	0.00	0.00		0.00	95.69	09/25/2023	#	P		1957	7	90	CHIARAMONTE
2022-3-0051017		259.95	11.70	0.00	0.00		0.00	271.65	09/15/2023	#	P		2735	1	2	CIRKOT KRIS
2022-3-0051022		48.74	2.19	0.00	0.00		0.00	50.93	09/18/2023	#	P		1952	1	90	CLERIO ANTH
2022-3-0051137		100.00	0.00	0.00	0.00		0.00	100.00	09/18/2023	#	P	P	1954	4	90	CLINE JEREM
2022-3-0051137		123.27	26.73	0.00	0.00		0.00	150.00	09/05/2023	#	P	P	2192	5	3	CRUESS KARE
2022-3-0051137		175.00	0.00	0.00	0.00		0.00	175.00	09/11/2023	#	P	P	2184	2	3	CRUESS KARE
2022-3-0051181		343.25	10.30	0.00	0.00		0.00	353.55	09/01/2023	#	P	P	2188	13	3	CRUESS KARE
2022-3-0051182		625.07	18.75	0.00	0.00		0.00	643.82	09/01/2023	#	P		1938	17	90	CYBULSKI KE
2022-3-0051223		339.12	15.26	0.00	0.00		0.00	643.82	09/01/2023	#	P		1938	16	90	CYBULSKI KE
2022-3-0051224		639.54	28.78	0.00	0.00		0.00	668.32	09/21/2023	#	P		2195	2	3	DAULIZIO KI
2022-3-0051243		60.56	2.73	0.00	0.00		0.00	63.29	09/05/2023	#	P		2195	3	3	DAULIZIO MI
2022-3-0051245		785.76	35.36	0.00	0.00		0.00	821.12	09/05/2023	#	P		1942	1	90	DAVIS-ZIMME
2022-3-0051288		442.51	19.91	0.00	0.00		0.00	462.42	09/08/2023	#	P		1939	8	90	DE SOUZA RE
2022-3-0051292		145.26	6.54	0.00	0.00		0.00	151.80	09/06/2023	#	P	P	1945	13	90	DEGEORGE PA
2022-3-0051292		0.08	0.00	0.00	0.00		0.00	0.08	09/06/2023	#	P	P	1943	4	90	DEGIOVANNI
2022-3-0051348		180.49	8.12	0.00	0.00		0.00	188.61	09/11/2023	#	P		2185	8	3	DEGIOVANNI
2022-3-0051349		962.12	43.30	0.00	0.00		0.00	1,005.42	09/11/2023	#	P		1947	3	90	DESROCHERS
2022-3-0051350		95.12	4.28	0.00	0.00		0.00	99.40	09/11/2023	#	P		1947	11	90	DESROCHERS
2022-3-0051445		388.16	17.47	0.00	0.00		0.00	405.63	09/29/2023	#	P		1947	5	90	DESROCHERS
2022-3-0051511		259.95	11.70	0.00	0.00		0.00	271.65	09/12/2023	#	P		2201	2	3	DIDONET TO
2022-3-0051517		99.85	4.49	0.00	0.00		0.00	104.34	09/12/2023	#	P		1949	1	90	DONEGAN CAI
2022-3-0051521		538.81	24.25	0.00	0.00		0.00	563.06	09/25/2023	#	P		1949	2	90	DONEGAN NIC
2022-3-0051523		202.05	9.09	0.00	0.00		0.00	211.14	09/21/2023	#	P		1960	4	90	DONNELLY BA
2022-3-0051577		376.93	16.96	0.00	0.00		0.00	393.89	09/07/2023	#	P		1958	4	90	DOODY PAMEL
2022-3-0051649		563.62	25.36	0.00	0.00		0.00	588.98	09/18/2023	#	P		1944	9	90	DUHAMEL JOS
2022-3-0051655		14.77	2.00	0.00	0.00		0.00	16.77	09/18/2023	#	P		1953	2	90	EPPS REGINA
2022-3-0051660		99.85	4.49	0.00	0.00		0.00	104.34	09/26/2023	#	P		2192	6	3	ERLINGHEUSE
2022-3-0051766		355.07	15.98	0.00	0.00		0.00	371.05	09/06/2023	#	P		1963	5	90	ESSILFIE KE
2022-3-0051767		163.95	7.38	0.00	0.00		0.00	171.33	09/06/2023	#	P		2185	5	3	FERNANDES H
2022-3-0051768		449.30	20.22	0.00	0.00		0.00	469.52	09/06/2023	#	P		2185	4	3	FERNANDES H
2022-3-0051788		152.13	6.85	0.00	0.00		0.00	158.98	09/18/2023	#	P		2185	6	3	FERNANDES J
2022-3-0051808		1,477.00	66.47	0.00	0.00		0.00	1,543.47	09/15/2023	#	P		1953	1	90	FEURTADO HE
2022-3-0051809		228.94	10.30	0.00	0.00		0.00	239.24	09/15/2023	#	P		1952	4	90	FINKE BRYAN
2022-3-0051926		279.15	12.56	0.00	0.00		0.00	291.71	09/22/2023	#	P		1952	5	90	FINKE LAURI
2022-3-0051958		259.07	11.66	0.00	0.00		0.00	270.73	09/14/2023	#	P		1959	8	90	FUOCO MICHE
2022-3-0051973		71.04	2.13	0.00	0.00		0.00	73.17	09/01/2023	#	P		2731	1	2	GAMBARDELLA
2022-3-0051974		298.94	8.97	0.00	0.00		0.00	307.91	09/01/2023	#	P		1938	5	90	GAROFALO GE
2022-3-0051975		188.91	21.09	0.00	0.00		0.00	210.00	09/01/2023	#	P		1938	4	90	GAROFALO GE
2022-3-0051977		128.20	3.85	0.00	0.00		0.00	132.05	09/01/2023	#	P		1938	11	90	GAROFALO GE
2022-3-0052005		511.93	23.04	0.00	0.00		0.00	534.97	09/07/2023	#	P		1938	3	90	GAROFALO GE
2022-3-0052088		68.24	3.07	0.00	0.00		0.00	71.31	09/11/2023	#	P		1944	13	90	GEORGE HEAT
2022-3-0052095		53.76	2.42	0.00	0.00		0.00	56.18	09/05/2023	#	P		2188	14	3	GONZALEZ JU
2022-3-0052096		1,144.68	51.51	0.00	0.00		0.00	1,196.19	09/05/2023	#	P		2727	5	2	GORTON JONA
2022-3-0052097		580.17	26.11	0.00	0.00		0.00	606.28	09/05/2023	#	P		2727	6	2	GORTON JONA
2022-3-0052138		106.05	4.77	0.00	0.00		0.00	110.82	09/29/2023	#	P		2727	7	2	GORTON JONA
2022-3-0052189		119.05	5.36	0.00	0.00		0.00	124.41	09/27/2023	#	P		1966	1	90	GREGORY DEB
2022-3-0052190		272.06	12.24	0.00	0.00		0.00	284.30	09/27/2023	#	P		1964	8	90	GUILLET MAR
2022-3-0052191		368.66	16.59	0.00	0.00		0.00	385.25	09/27/2023	#	P		1964	5	90	GUILLET MAR
2022-3-0052221		251.39	11.31	0.00	0.00		0.00	262.70	09/13/2023	#	P		1964	6	90	GUILLET MAR
2022-3-0052222		344.73	15.51	0.00	0.00		0.00	360.24	09/13/2023	#	P		1950	10	90	HALE KEVIN
2022-3-0052238		99.25	4.47	0.00	0.00		0.00	103.72	09/15/2023	#	P		1950	11	90	HALE KEVIN
2022-3-0052269		250.20	11.26	0.00	0.00		0.00	261.46	09/13/2023	#	P		2191	2	3	HAMES ROBER
2022-3-0052280		14.37	0.22	0.00	0.00		0.00	14.59	09/11/2023	#	P		2190	9	3	HARVEY ETHA
													2188	22	3	HEATH LORRA

**CASH REPORT**  
**TOWN OF BEACON FALLS**

MONTHLY REPORT BY BILLING YEAR      CASH: CITY      Date: 10/02/2023      Pay Date: 09/01/2023 To 09/30/2023      Time: 10:40:18      Page: 6  
 Condition: Year From: 2007 TO 2023      District: All Term#      Total Only: NO      Bill Type: 14 CODE T      Susp/Credit: ALL      Cycle #: 00 TO 00  
 Recap Option: Year Type

BILL #	S-D	CITY Gross	INTEREST Exmpt	LIEN Net	FEES	Tax	BINT	TOTAL	DATE PAID	K	TP	OVR	BATCH	TRANS#	TERM#	NAME
2022-3-0052316		935.83	42.11	0.00	0.00		0.00	977.94	09/15/2023	#T	P		1952	8	90	HENRY JOSEF
2022-3-0052360		202.05	9.09	0.00	0.00		0.00	211.14	09/27/2023	#T	P		2736	1	2	HILL JAY R
2022-3-0052380		460.23	20.71	0.00	0.00		0.00	480.94	09/06/2023	#T	P		2185	3	3	HISLOP CHER
2022-3-0052381		79.17	3.56	0.00	0.00		0.00	82.73	09/05/2023	#T	P		1939	1	90	HOHL GERMAN
2022-3-0052382		84.19	3.79	0.00	0.00		0.00	87.98	09/05/2023	#T	P		1939	2	90	HOHL GERMAN
2022-3-0052384		272.73	4.09	0.00	0.00		0.00	276.82	09/06/2023	#T	P		1943	6	90	HOHL RICARD
2022-3-0052437		251.30	11.31	0.00	0.00		0.00	262.61	09/26/2023	#T	P		2198	2	3	HORGAN ERIC
2022-3-0052438		258.30	11.62	0.00	0.00		0.00	269.92	09/26/2023	#T	P		2198	3	3	HORGAN ERIC
2022-3-0052439		74.15	3.34	0.00	0.00		0.00	77.49	09/26/2023	#T	P		2198	4	3	HORGAN ERIC
2022-3-0052440		6.17	2.00	0.00	0.00		0.00	8.17	09/26/2023	#T	P		2198	5	3	HORGAN ERIC
2022-3-0052559		181.38	8.16	0.00	0.00		0.00	189.54	09/11/2023	#T	P		2188	6	3	IZZO TRACY
2022-3-0052560		662.88	29.83	0.00	0.00		0.00	692.71	09/11/2023	#T	P		2188	7	3	IZZO TRACY
2022-3-0052576		329.96	14.85	0.00	0.00		0.00	344.81	09/18/2023	#T	P		1953	3	90	JACOBSEN DE
2022-3-0052602		682.37	30.71	0.00	0.00		0.00	713.08	09/20/2023	#T	P		2194	5	3	JC S LANDSC
2022-3-0052721		120.52	5.42	0.00	0.00		0.00	125.94	09/27/2023	#T	P		1964	4	90	KAROLKOWSKI
2022-3-0052732		193.49	8.71	0.00	0.00		0.00	202.20	09/08/2023	#T	P		1945	25	90	KAUTZNER LO
2022-3-0052746		113.73	5.12	0.00	0.00		0.00	118.85	09/07/2023	#T	P		1944	1	90	KECKLER SHA
2022-3-0052747		50.51	2.27	0.00	0.00		0.00	52.78	09/07/2023	#T	P		1944	2	90	KECKLER SHA
2022-3-0052785		48.45	2.18	0.00	0.00		0.00	50.63	09/22/2023	#T	P		2196	2	3	KHY SATHYA
2022-3-0052788		291.56	13.12	0.00	0.00		0.00	304.68	09/25/2023	#T	P		1961	1	90	KIERNAN JOH
2022-3-0052811		130.27	5.86	0.00	0.00		0.00	136.13	09/11/2023	#T	P		1947	1	90	KISSEL HARL
2022-3-0052818		491.25	22.11	0.00	0.00		0.00	513.36	09/25/2023	#T	P		1962	1	90	KLIMASZEWSK
2022-3-0052830		320.51	14.42	0.00	0.00		0.00	334.93	09/21/2023	#T	P		1958	2	90	KNAPIK STEP
2022-3-0052843		397.02	11.91	0.00	0.00		0.00	408.93	09/01/2023	#T	P		1938	8	90	KOGUT MICHA
2022-3-0052867		186.10	8.37	0.00	0.00		0.00	194.47	09/14/2023	#T	P		1951	2	90	KOMAROWSKY
2022-3-0052878		14.77	2.00	0.00	0.00		0.00	16.77	09/11/2023	#T	P		2188	3	3	KOSKO SAMUE
2022-3-0052879		84.19	3.79	0.00	0.00		0.00	87.98	09/11/2023	#T	P		2188	4	3	KOSKO SAMUE
2022-3-0052975		478.84	21.55	0.00	0.00		0.00	500.39	09/19/2023	#T	P		2193	7	3	LAFFERTY MA
2022-3-0052976		78.58	3.54	0.00	0.00		0.00	82.12	09/05/2023	#T	P		2727	2	2	LAFFERTY TI
2022-3-0052977		94.23	4.24	0.00	0.00		0.00	98.47	09/05/2023	#T	P		2727	1	2	LAFFERTY TI
2022-3-0053013		381.66	17.17	0.00	0.00		0.00	398.83	09/18/2023	#T	P		1955	2	90	LANDONA PHI
2022-3-0053087		151.24	6.81	0.00	0.00		0.00	158.05	09/11/2023	#T	P		2729	2	2	LEDESMA PAT
2022-3-0053088		97.78	4.40	0.00	0.00		0.00	102.18	09/11/2023	#T	P		2729	3	2	LEDESMA PAT
2022-3-0053100		108.12	4.87	0.00	0.00		0.00	112.99	09/25/2023	#T	P		1960	5	90	LEIVA ALEJA
2022-3-0053138		72.96	3.28	0.00	0.00		0.00	76.24	09/07/2023	#T	P		2186	3	3	LEWIS JOSEF
2022-3-0053139		435.42	19.59	0.00	0.00		0.00	455.01	09/07/2023	#T	P		2186	2	3	LEWIS JOSEF
2022-3-0053153		208.26	9.37	0.00	0.00		0.00	217.63	09/22/2023	#T	P		1959	1	90	LIND KATIE
2022-3-0053154		634.52	28.55	0.00	0.00		0.00	663.07	09/22/2023	#T	P		1959	2	90	LIND KATIE
2022-3-0053155		685.62	30.85	0.00	0.00		0.00	716.47	09/22/2023	#T	P		1959	3	90	LIND KATIE
2022-3-0053169		581.05	26.15	0.00	0.00		0.00	607.20	09/01/2023	#T	P		2183	1	3	LIZOTTE PAU
2022-3-0053170		152.13	6.85	0.00	0.00		0.00	158.98	09/11/2023	#T	P		1947	9	90	LLAVERIAS K
2022-3-0053171		235.14	10.58	0.00	0.00		0.00	245.72	09/11/2023	#T	P		1947	10	90	LLAVERIAS K
2022-3-0053183		596.71	26.85	0.00	0.00		0.00	623.56	09/21/2023	#T	P		1958	10	90	LOUGHLIN MA
2022-3-0053190		373.68	16.82	0.00	0.00		0.00	390.50	09/27/2023	#T	P		2199	5	3	LUBIN AMY M
2022-3-0053191		192.31	8.65	0.00	0.00		0.00	200.96	09/27/2023	#T	P		2199	6	3	LUBIN AMY M
2022-3-0053192		311.35	14.01	0.00	0.00		0.00	325.36	09/27/2023	#T	P		2199	7	3	LUBIN AMY M
2022-3-0053199		703.05	31.64	0.00	0.00		0.00	734.69	09/18/2023	#T	P		2192	12	3	LUBINSKI NI
2022-3-0053201		78.22	3.52	0.00	0.00		0.00	81.74	09/12/2023	#T	P		2730	2	2	LUCARELLI S
2022-3-0053202		362.46	16.31	0.00	0.00		0.00	378.77	09/12/2023	#T	P		2730	3	2	LUCARELLI S
2022-3-0053231		14.77	2.00	0.00	0.00		0.00	16.77	09/08/2023	#T	P		1945	20	90	MACDONALD D
2022-3-0053232		14.77	2.00	0.00	0.00		0.00	16.77	09/15/2023	#T	P		1952	9	90	MACDONALD S
2022-3-0053234		854.00	38.43	0.00	0.00		0.00	892.43	09/15/2023	#T	P		1952	10	90	MACDONALD S
2022-3-0053244		254.93	11.47	0.00	0.00		0.00	266.40	09/18/2023	#T	P		1954	5	90	MACHARELLI
2022-3-0053280		445.76	20.06	0.00	0.00		0.00	465.82	09/08/2023	#T	P		2187	1	3	MAHAN KRIST
2022-3-0053283		472.05	21.24	0.00	0.00		0.00	493.29	09/05/2023	#T	P		1939	3	90	MAIORANO MI
2022-3-0053308		328.04	21.96	0.00	0.00		0.00	350.00	09/11/2023	#T	P	P	2188	20	3	MANION APRI
2022-3-0053308		159.96	0.00	0.00	0.00		0.00	159.96	09/12/2023	#T	P		2189	5	3	MANION APRI
2022-3-0053323		362.46	10.87	0.00	0.00		0.00	373.33	09/01/2023	#T	P		1938	7	90	MAREK ROBER
2022-3-0053324		83.89	2.52	0.00	0.00		0.00	86.41	09/01/2023	#T	P		1938	6	90	MAREK ROBER

**CASH REPORT  
TOWN OF BEACON FALLS**

MONTHLY REPORT BY BILLING YEAR      CASH: CITY      Date: 10/02/2023      Pay Date: 09/01/2023 To 09/30/2023      Time: 10:40:20      Page: 7  
 Condition: Year From: 2007 TO 2023      District: All Term#      Total Only: NO      Bill Type: 14 CODE T      Susp/Credit: ALL      Cycle #: 00 TO 00  
 Recap Option: Year Type

BILL #	S-D	CITY Gross	INTEREST Exmpt	LIEN Net	FEES	Tax	BINT	TOTAL	DATE PAID	K	TP	OVR	BATCH	TRANS#	TERM#	NAME
2022-3-0053327		63.19	2.98	0.00	0.00		0.00	66.17	09/07/2023	#T	P	P	2186	4	3	MARINO CARO
2022-3-0053402		183.15	8.24	0.00	0.00		0.00	191.39	09/14/2023	#T	P		1951	6	90	MATTEI ANGE
2022-3-0053414		248.14	11.17	0.00	0.00		0.00	259.31	09/18/2023	#T	P		1954	8	90	MCBRIEN MAT
2022-3-0053415		193.49	8.71	0.00	0.00		0.00	202.20	09/18/2023	#T	P		1954	7	90	MCBRIEN MAT
2022-3-0053416		1,055.76	47.51	0.00	0.00		0.00	1,103.27	09/18/2023	#T	P		1954	6	90	MCBRIEN MIC
2022-3-0053439		288.31	12.97	0.00	0.00		0.00	301.28	09/13/2023	#T	P		1950	12	90	MCGEHAN MI
2022-3-0053440		170.15	7.66	0.00	0.00		0.00	177.81	09/13/2023	#T	P		1950	13	90	MCGEHAN MI
2022-3-0053455		409.42	18.42	0.00	0.00		0.00	427.84	09/22/2023	#T	P		2734	4	2	MCPADDEN CA
2022-3-0053463		86.26	3.88	0.00	0.00		0.00	90.14	09/15/2023	#T	P		1952	6	90	MCSPELLIN D
2022-3-0053465		452.26	20.35	0.00	0.00		0.00	472.61	09/19/2023	#T	P		1956	2	90	MCSPELLIN R
2022-3-0053466		361.87	16.28	0.00	0.00		0.00	378.15	09/21/2023	#T	P		1958	8	90	MCSPELLIN R
2022-3-0053473		343.25	15.45	0.00	0.00		0.00	358.70	09/18/2023	#T	P		1955	4	90	MCVEIGH SAR
2022-3-0053525		593.16	26.69	0.00	0.00		0.00	619.85	09/13/2023	#T	P		1950	6	90	MILES ERIC
2022-3-0053526		285.95	12.87	0.00	0.00		0.00	298.82	09/13/2023	#T	P		1950	7	90	MILES ERIC
2022-3-0053571		136.47	6.14	0.00	0.00		0.00	142.61	09/28/2023	#T	P		1965	6	90	MITTON CARR
2022-3-0053631		282.45	17.55	0.00	0.00		0.00	300.00	09/18/2023	#T	P		1953	12	90	MORIARTY CA
2022-3-0053699		136.47	6.14	0.00	0.00		0.00	142.61	09/05/2023	#T	P		1939	10	90	MURZIN STEP
2022-3-0053700		236.91	10.66	0.00	0.00		0.00	247.57	09/07/2023	#T	P		1944	7	90	MUSSELMAN M
2022-3-0053704		21.03	28.97	0.00	0.00		0.00	50.00	09/25/2023	#T	P	P	2197	3	3	MUTH KRISTI
2022-3-0053714		498.34	22.43	0.00	0.00		0.00	520.77	09/20/2023	#T	P		2194	2	3	NACLERIO RA
2022-3-0053715		1,412.31	63.55	0.00	0.00		0.00	1,475.86	09/20/2023	#T	P		2194	3	3	NACLERIO RA
2022-3-0053736		172.22	7.75	0.00	0.00		0.00	179.97	09/13/2023	#T	P		1950	2	90	NAVARRO-SAN
2022-3-0053765		325.18	14.63	0.00	0.00		0.00	339.81	09/19/2023	#T	P		2193	6	3	NEWMARK BRI
2022-3-0053766		636.88	28.66	0.00	0.00		0.00	665.54	09/07/2023	#T	P		2728	1	2	NGBO ERNEST
2022-3-0053767		228.64	10.29	0.00	0.00		0.00	238.93	09/07/2023	#T	P		2728	2	2	NGBO ERNEST
2022-3-0053778		372.20	16.75	0.00	0.00		0.00	388.95	09/26/2023	#T	P		1963	3	90	NICOLARI JA
2022-3-0054018		131.75	5.93	0.00	0.00		0.00	137.68	09/22/2023	#T	P		2734	3	2	PALANGE KAR
2022-3-0054040		338.81	15.97	0.00	0.00		0.00	354.78	09/11/2023	#T	P	P	2188	10	3	PARADIS-BRA
2022-3-0054072		94.53	4.25	0.00	0.00		0.00	98.78	09/11/2023	#T	P		1948	1	90	PAUGAS PATR
2022-3-0054088		276.49	12.44	0.00	0.00		0.00	288.93	09/21/2023	#T	P		2195	6	3	PEMBERTON D
2022-3-0054089		162.41	7.31	0.00	0.00		0.00	169.72	09/21/2023	#T	P		2195	7	3	PEMBERTON N
2022-3-0054189		19.79	2.00	0.00	0.00		0.00	21.79	09/07/2023	#T	P		1944	5	90	PIETROWICZ
2022-3-0054190		409.42	18.42	0.00	0.00		0.00	427.84	09/07/2023	#T	P		1944	6	90	PIETROWICZ
2022-3-0054279		89.51	4.03	0.00	0.00		0.00	93.54	09/11/2023	#T	P		2188	19	3	POSTICK JAME
2022-3-0054355		619.45	18.58	0.00	0.00		0.00	638.03	09/01/2023	#T	P		1938	1	90	PURPURA SHE
2022-3-0054356		90.98	2.73	0.00	0.00		0.00	93.71	09/01/2023	#T	P		1938	2	90	PURPURA SHE
2022-3-0054390		187.58	8.44	0.00	0.00		0.00	196.02	09/08/2023	#T	P		1945	11	90	RAJVONG FIN
2022-3-0054421		597.59	26.89	0.00	0.00		0.00	624.48	09/25/2023	#T	P		1961	3	90	REICHARD ER
2022-3-0054423		272.36	12.26	0.00	0.00		0.00	284.62	09/08/2023	#T	P		1945	9	90	REICHLIN BO
2022-3-0054424		273.99	26.01	0.00	0.00		0.00	300.00	09/08/2023	#T	P	P	1945	7	90	REICHLIN BO
2022-3-0054424		278.10	26.01	0.00	0.00		0.00	304.11	09/08/2023	#T	P	P	1945	8	90	REICHLIN BO
2022-3-0054425		300.42	13.52	0.00	0.00		0.00	313.94	09/21/2023	#T	P		2733	2	2	REID BRITTA
2022-3-0054529		415.63	18.70	0.00	0.00		0.00	434.33	09/07/2023	#T	P		1944	8	90	RIZZETTA MA
2022-3-0054551		109.00	4.91	0.00	0.00		0.00	113.91	09/20/2023	#T	P		1957	2	90	ROBINSON MI
2022-3-0054571		462.60	20.82	0.00	0.00		0.00	483.42	09/27/2023	#T	P		1964	10	90	RODRIGUEZ B
2022-3-0054580		98.07	4.41	0.00	0.00		0.00	102.48	09/27/2023	#T	P		1964	9	90	RODRIGUEZ S
2022-3-0054592		197.92	8.91	0.00	0.00		0.00	206.83	09/20/2023	#T	P		1957	5	90	ROSA EMANUE
2022-3-0054593		468.80	21.10	0.00	0.00		0.00	489.90	09/20/2023	#T	P		1957	6	90	ROSA EMANUE
2022-3-0054608		409.42	18.42	0.00	0.00		0.00	427.84	09/12/2023	#T	P		2189	2	3	ROSSI DONNA
2022-3-0054634		210.32	9.46	0.00	0.00		0.00	219.78	09/08/2023	#T	P		1945	15	90	RUHL STEVEN
2022-3-0054668		317.85	14.30	0.00	0.00		0.00	332.15	09/19/2023	#T	P		2193	4	3	RYFF BRADLE
2022-3-0054669		377.82	17.00	0.00	0.00		0.00	394.82	09/19/2023	#T	P		2193	5	3	RYFF BRADLE
2022-3-0054717		217.12	9.77	0.00	0.00		0.00	226.89	09/15/2023	#T	P		1952	7	90	SANTIAGO OM
2022-3-0054718		189.90	35.55	0.00	0.00		0.00	225.45	09/14/2023	#T	P		1951	3	90	SANTIAGO OM
2022-3-0054718		100.00	0.00	0.00	0.00		0.00	100.00	09/21/2023	#T	P		1958	1	90	SANTIAGO OM
2022-3-0054771		405.39	19.10	0.00	0.00		0.00	424.49	09/15/2023	#T	P	P	2191	3	3	SCHERER AMA
2022-3-0054772		14.77	2.00	0.00	0.00		0.00	16.77	09/11/2023	#T	P		2188	8	3	SCHIFF DAVI
2022-3-0054773		116.68	5.25	0.00	0.00		0.00	121.93	09/11/2023	#T	P		2188	9	3	SCHIFF DAVI
2022-3-0054779		61.00	2.75	0.00	0.00		0.00	63.75	09/15/2023	#T	P		1952	11	90	SCHLITZER C





**CASH REPORT  
TOWN OF BEACON FALLS**

MONTHLY REPORT BY BILLING YEAR      CASH: CITY      Date: 10/02/2023      Pay Date: 09/01/2023 To 09/30/2023      Time: 10:40:23      Page: 9  
 Condition: Year From: 2007 TO 2023      District: All Term# Total Only: NO Bill Type: 14 CODE T Susp/Credit: ALL Cycle #: 00 TO 00  
 Recap Option: Year Type

BILL #	S-D	CITY Gross	INTEREST Exmpt	LIEN Net	FEEs Tax	BINT	TOTAL	DATE PAID	K	TP	OVR	BATCH	TRANS#	TERM#	NAME
TOT CUR/YR COLL.		188,121.74	6,524.99	0.00	0.00	0.00	194,646.73								
TOT BACK/YR COLL.		12,245.17	3,835.80	24.00	751.31	0.00	16,856.28								
TOT ACTIVE		200,366.91	9,969.47	24.00	751.31	0.00	211,111.69								
TOT SUSPENSE		0.00	391.32	0.00	0.00	0.00	391.32								
GRAND TOTAL		200,366.91	10,360.79	24.00	751.31	0.00	211,503.01								
CITY	CURRENT:		194,646.73	BACK :	16,856.28										

RECEIPT TOTAL                    211,503.01  
 CASH TOTAL                        7,208.03  
 CHANGE TOTAL                    228.25

-----  
 CASH BALANCE                    6,979.78  
 CHECK TOTAL                    116,128.41  
 CREDIT TOTAL                    88,394.82  
 DEBIT TOTAL                      0.00  
 DEPOSIT TOTAL                   123,108.19      \*\*\* (EXCLUDE CREDIT AND DEBIT CARD)  
 -----  
 DEPOSIT TOTAL                   211,503.01







**REFUNDS  
TOWN OF BEACON FALLS**

MONTHLY REPORT BY BILLING YEAR    CASH: CITY    Date: 10/02/2023    Pay Date: 09/01/2023 To 09/30/2023    Time: 10:40:26    Page: 13  
 Condition: Year From: 2007 TO 2023    District: All Term# Total Only: NO    Bill Type: 14 CODE T    Susp/Credit: ALL    Cycle #: 00 TO 00  
 Recap Option: Year Type

BILL #	S-D	CITY Gross	INTEREST Exmpt	LIEN Net	FEES	Tax	BINT	TOTAL	DATE PAID	K	TP	OVR	BATCH	TRANS#	TERM#	NAME
2021-3-0055336		-203.83	0.00	0.00	0.00		0.00	-203.83	09/18/2023	#T	R	01	498	12	10	TOMPKINS AA
2021-3-0055592		-50.17	0.00	0.00	0.00		0.00	-50.17	09/18/2023	#T	R	01	498	3	10	VW CREDIT L
<b>TOT MOTOR VEH</b>		-254.00	0.00	0.00	0.00		0.00	-254.00								
<b>TOT YR 2021</b>		-254.00	0.00	0.00	0.00		0.00	-254.00								
2022-1-0002580		-1,558.24	0.00	0.00	0.00		0.00	-1,558.24	09/18/2023	#T	R	01	498	1	10	DAUTI GENTI
<b>TOT REAL ESTATE</b>		-1,558.24	0.00	0.00	0.00		0.00	-1,558.24								
2022-3-0050040		-717.79	0.00	0.00	0.00		0.00	-717.79	09/18/2023	#T	R	01	498	15	10	ACAR LEASIN
2022-3-0051647		-217.86	0.00	0.00	0.00		0.00	-217.86	09/18/2023	#T	R	01	498	2	10	ENTERPRISE
2022-3-0052011		-30.30	0.00	0.00	0.00		0.00	-30.30	09/18/2023	#T	R	01	498	4	10	GEORGIA KAR
2022-3-0053145		-23.69	0.00	0.00	0.00		0.00	-23.69	09/18/2023	#T	R	01	498	13	10	LEZOTTE JUD
2022-3-0053809		-439.23	0.00	0.00	0.00		0.00	-439.23	09/18/2023	#T	R	01	498	10	10	NISSAN INFI
2022-3-0053811		-483.51	0.00	0.00	0.00		0.00	-483.51	09/18/2023	#T	R	01	498	11	10	NISSAN INFI
2022-3-0053818		-527.29	0.00	0.00	0.00		0.00	-527.29	09/18/2023	#T	R	01	498	7	10	NISSAN INFI
2022-3-0053839		-503.95	0.00	0.00	0.00		0.00	-503.95	09/18/2023	#T	R	01	498	8	10	NISSAN INFI
2022-3-0053841		-125.25	0.00	0.00	0.00		0.00	-125.25	09/18/2023	#T	R	01	498	9	10	NISSAN INFI
2022-3-0054931		-73.76	0.00	0.00	0.00		0.00	-73.76	09/18/2023	#T	R	01	498	5	10	SILK KAREN
2022-3-0055404		-186.39	0.00	0.00	0.00		0.00	-186.39	09/18/2023	#T	R	01	498	14	10	TOYOTA LEAS
2022-3-0055782		-8.42	0.00	0.00	0.00		0.00	-8.42	09/18/2023	#T	R	01	498	6	10	WILLIAMS PA
<b>TOT MOTOR VEH</b>		-3,337.44	0.00	0.00	0.00		0.00	-3,337.44								
<b>TOT YR 2022</b>		-4,895.68	0.00	0.00	0.00		0.00	-4,895.68								
<b>TOT CUR/YR COLL.</b>		-4,895.68	0.00	0.00	0.00		0.00	-4,895.68								
<b>TOT BACK/YR COLL.</b>		-254.00	0.00	0.00	0.00		0.00	-254.00								
<b>TOT ACTIVE</b>		-5,149.68	0.00	0.00	0.00		0.00	-5,149.68								
<b>GRAND TOTAL</b>		-5,149.68	0.00	0.00	0.00		0.00	-5,149.68								
<b>TOT REFUNDS</b>		-5,149.68	0.00	0.00	0.00		0.00	-5,149.68								
CITY	CURRENT:		-4,895.68	BACK :			-254.00									

RECEIPT TOTAL	-5,149.68	
CASH TOTAL	0.00	
CHANGE TOTAL	0.00	
-----		
CASH BALANCE	0.00	
CHECK TOTAL	0.00	
CREDIT TOTAL	0.00	
DEBIT TOTAL	0.00	
DEPOSIT TOTAL	-5,149.68	*** (EXCLUDE CREDIT AND DEBIT CARD)
-----		
DEPOSIT TOTAL	<u>-5,149.68</u>	



**TRANSFERS  
TOWN OF BEACON FALLS**

MONTHLY REPORT BY BILLING YEAR      CASH: CITY      Date: 10/02/2023      Pay Date: 09/01/2023 To 09/30/2023      Time: 10:40:27      Page: 14  
 Condition: Year From: 2007 TO 2023      District: All Term# Total Only: NO      Bill Type: 14 CODE T      Susp/Credit: ALL      Cycle #: 00 TO 00  
 Recap Option: Year Type

BILL #	S-D	CITY Gross	INTEREST Exmpt	LIEN Net	FEES	Tax	BINT	TOTAL	DATE PAID	K	TP	OVR	BATCH	TRANS#	TERM#	NAME
N 2021-1-0001097		-664.86	0.00	0.00	0.00		0.00	-664.86	09/20/2023	#T	TF		501	1	10	Y GREGOIRE DA
<b>TOT REAL ESTATE</b>		-664.86	0.00	0.00	0.00		0.00	-664.86								
<b>TOT YR 2021</b>		-664.86	0.00	0.00	0.00		0.00	-664.86								
N 2022-1-0001107		664.86	0.00	0.00	0.00		0.00	664.86	09/20/2023	#T	TP		501	2	10	Y GREGOIRE DA
N 2022-1-0001866		-144.75	0.00	0.00	0.00		0.00	-144.75	09/11/2023	#T	TF		497	1	10	Y ONZE DRUCIN
<b>TOT REAL ESTATE</b>		520.11	0.00	0.00	0.00		0.00	520.11								
N 2022-3-0053961		144.75	0.00	0.00	0.00		0.00	144.75	09/11/2023	#T	TP		497	2	10	Y BILL DRUCIN
<b>TOT MOTOR VEH</b>		144.75	0.00	0.00	0.00		0.00	144.75								
<b>TOT YR 2022</b>		664.86	0.00	0.00	0.00		0.00	664.86								
<b>TOT CUR/YR COLL.</b>		664.86	0.00	0.00	0.00		0.00	664.86								
<b>TOT BACK/YR COLL.</b>		-664.86	0.00	0.00	0.00		0.00	-664.86								
<b>TOT ACTIVE</b>		0.00	0.00	0.00	0.00		0.00	0.00								
<b>GRAND TOTAL</b>		0.00	0.00	0.00	0.00		0.00	0.00								
TRANSFERS		0.00	0.00	0.00	0.00		0.00	0.00								
CITY	CURRENT:		664.86	BACK	:		-664.86									

RECEIPT TOTAL	0.00	
CASH TOTAL	0.00	
CHANGE TOTAL	0.00	
-----		
CASH BALANCE	0.00	
CHECK TOTAL	0.00	
CREDIT TOTAL	0.00	
DEBIT TOTAL	0.00	
DEPOSIT TOTAL	0.00	*** (EXCLUDE CREDIT AND DEBIT CARD)
-----		
DEPOSIT TOTAL	<u>0.00</u>	



**GRAND RATEBOOK BALANCE SHEET REPORT**  
**TOWN OF BEACON FALLS**  
**GRAND LIST YEAR 2022**

\*Year: 2007 To 2023, Pay Date: 08/31/2023, Time: 10/02/2023 10:34:42 am

All

Page: 2

Conditions: Recap By Year: Yes Recap By Dist: No Act/Susp: Active, Cycle: 00 To 00, Type: CITY, Bill Type: 14 CODE T

YEAR/TYPE	ACTS	BEGINNING BALANCE	LAWFUL INC.	CORRECTIONS DEC.	TAXES COLLECTABLE	CURRENT SUSPENSE	TAXES/BINT PAID	INTEREST PAID	L+FEES PAID	TOTAL PAID	OVER PAID	UNCOLLECTED TAXES
PERS PROP	2	0.00	0.00	0.00	0.00	0.00	0.00	0.00	0.00	0.00	0.00	0.00
MOTOR VEH	9	-498.94	0.00	0.00	-498.94	0.00	0.00	0.00	0.00	0.00	-498.94	-498.94
<b>YR: 2014</b>	<b>23</b>	<b>7,232.18</b>	<b>0.00</b>	<b>0.00</b>	<b>7,232.18</b>	<b>0.00</b>	<b>0.00</b>	<b>0.00</b>	<b>0.00</b>	<b>0.00</b>	<b>-498.94</b>	<b>7,232.18</b>
REAL ESTAT	23	8,482.34	0.00	0.00	8,482.34	0.00	396.46	349.97	0.00	746.43	0.00	8,085.88
PERS PROP	2	0.00	0.00	0.00	0.00	0.00	0.00	0.00	0.00	0.00	0.00	0.00
MOTOR VEH	12	-15.54	0.00	0.00	-15.54	0.00	0.00	0.00	0.00	0.00	-15.54	-15.54
MVS	2	0.00	0.00	0.00	0.00	0.00	0.00	0.00	0.00	0.00	0.00	0.00
<b>YR: 2015</b>	<b>39</b>	<b>8,466.80</b>	<b>0.00</b>	<b>0.00</b>	<b>8,466.80</b>	<b>0.00</b>	<b>396.46</b>	<b>349.97</b>	<b>0.00</b>	<b>746.43</b>	<b>-15.54</b>	<b>8,070.34</b>
REAL ESTAT	43	7,736.18	0.00	0.00	7,736.18	0.00	384.14	403.35	24.00	811.49	0.00	7,352.04
PERS PROP	1	0.00	0.00	0.00	0.00	0.00	0.00	0.00	0.00	0.00	0.00	0.00
MOTOR VEH	20	-14.43	0.00	0.00	-14.43	0.00	0.00	0.00	0.00	0.00	-14.43	-14.43
MVS	7	0.00	0.00	0.00	0.00	0.00	0.00	0.00	0.00	0.00	0.00	0.00
<b>YR: 2016</b>	<b>71</b>	<b>7,721.75</b>	<b>0.00</b>	<b>0.00</b>	<b>7,721.75</b>	<b>0.00</b>	<b>384.14</b>	<b>403.35</b>	<b>24.00</b>	<b>811.49</b>	<b>-14.43</b>	<b>7,337.61</b>
REAL ESTAT	52	9,948.03	0.00	0.00	9,948.03	0.00	1,030.34	421.97	24.00	1,476.31	0.00	8,917.69
PERS PROP	6	0.00	0.00	0.00	0.00	0.00	0.00	0.00	0.00	0.00	0.00	0.00
MOTOR VEH	66	-106.84	0.00	0.00	-106.84	0.00	0.00	0.00	0.00	0.00	-106.84	-106.84
MVS	31	-26.50	0.00	0.00	-26.50	0.00	0.00	0.00	0.00	0.00	-26.50	-26.50
<b>YR: 2017</b>	<b>155</b>	<b>9,814.69</b>	<b>0.00</b>	<b>0.00</b>	<b>9,814.69</b>	<b>0.00</b>	<b>1,030.34</b>	<b>421.97</b>	<b>24.00</b>	<b>1,476.31</b>	<b>-133.34</b>	<b>8,784.35</b>
REAL ESTAT	55	11,603.00	0.00	0.00	11,603.00	0.00	1,030.34	701.24	48.00	1,779.58	-40.16	10,572.66
PERS PROP	11	0.00	0.00	0.00	0.00	0.00	0.00	0.00	0.00	0.00	0.00	0.00
MOTOR VEH	157	-733.35	0.00	0.00	-733.35	0.00	0.00	0.00	0.00	0.00	-733.35	-733.35
MVS	90	0.00	0.00	0.00	0.00	0.00	0.00	0.00	0.00	0.00	0.00	0.00
<b>YR: 2018</b>	<b>313</b>	<b>10,869.65</b>	<b>0.00</b>	<b>0.00</b>	<b>10,869.65</b>	<b>0.00</b>	<b>1,030.34</b>	<b>701.24</b>	<b>48.00</b>	<b>1,779.58</b>	<b>-773.51</b>	<b>9,839.31</b>
REAL ESTAT	1,964	35,503.63	0.00	0.00	35,503.63	0.00	1,030.34	515.78	60.00	1,606.12	-1,460.07	34,473.29
PERS PROP	78	11,545.17	0.00	0.00	11,545.17	0.00	0.00	0.00	0.00	0.00	0.00	11,545.17
MOTOR VEH	587	18,812.76	0.00	0.00	18,812.76	0.00	2,317.79	1,304.92	242.81	3,865.52	-664.00	16,494.97

**GRAND RATEBOOK BALANCE SHEET REPORT**  
**TOWN OF BEACON FALLS**  
**GRAND LIST YEAR 2022**

\*Year: 2007 To 2023, Pay Date: 08/31/2023, Time: 10/02/2023 10:35:10 am

All

Page: 3

Conditions: Recap By Year: Yes Recap By Dist: No Act/Susp: Active, Cycle: 00 To 00, Type: CITY, Bill Type: 14 CODE T

YEAR/TYPE	ACTS	BEGINNING BALANCE	LAWFUL INC.	CORRECTIONS DEC.	TAXES COLLECTABLE	CURRENT SUSPENSE	TAXES/BINT PAID	INTEREST PAID	L+FEES PAID	TOTAL PAID	OVER PAID	UNCOLLECTED TAXES
MVS	888	5,487.38	0.00	0.00	5,487.38	0.00	0.00	0.00	0.00	0.00	-63.64	5,487.38
<b>YR: 2019</b>	<b>3,517</b>	<b>71,348.94</b>	<b>0.00</b>	<b>0.00</b>	<b>71,348.94</b>	<b>0.00</b>	<b>3,348.13</b>	<b>1,820.70</b>	<b>302.81</b>	<b>5,471.64</b>	<b>-2,187.71</b>	<b>68,000.81</b>
REAL ESTAT	2,772	107,903.04	0.00	0.00	107,903.04	0.00	56,248.88	15,688.91	144.00	72,081.79	-12,539.08	51,654.16
PERS PROP	273	11,889.98	0.00	0.00	11,889.98	0.00	67.01	25.13	0.00	92.14	0.00	11,822.97
MOTOR VEH	5,801	36,293.93	0.00	0.00	36,293.93	0.00	3,152.65	1,228.80	179.63	4,561.08	-192.79	33,141.28
MVS	1,198	15,630.84	0.00	0.00	15,630.84	0.00	633.19	188.68	0.00	821.87	0.00	14,997.65
<b>YR: 2020</b>	<b>10,044</b>	<b>171,717.79</b>	<b>0.00</b>	<b>0.00</b>	<b>171,717.79</b>	<b>0.00</b>	<b>60,101.73</b>	<b>17,131.52</b>	<b>323.63</b>	<b>77,556.88</b>	<b>-12,731.87</b>	<b>111,616.06</b>
REAL ESTAT	2,795	218,869.67	0.00	0.00	218,869.67	0.00	99,646.86	12,179.08	4,596.00	116,421.94	-7,705.99	119,222.81
PERS PROP	270	2,859.60	0.00	0.00	2,859.60	0.00	68.23	13.30	0.00	81.53	0.00	2,791.37
MOTOR VEH	5,928	93,853.56	0.00	-1,322.59	92,530.97	0.00	9,592.56	1,822.05	0.00	11,414.61	-1,384.18	82,938.41
MVS	943	29,030.07	0.00	0.00	29,030.07	0.00	2,888.89	255.46	0.00	3,144.35	-254.81	26,141.18
<b>YR: 2021</b>	<b>9,936</b>	<b>344,612.90</b>	<b>0.00</b>	<b>-1,322.59</b>	<b>343,290.31</b>	<b>0.00</b>	<b>112,196.54</b>	<b>14,269.89</b>	<b>4,596.00</b>	<b>131,062.43</b>	<b>-9,344.98</b>	<b>231,093.77</b>
							<b>-315.54</b>	<b>0.00</b>	<b>0.00</b>			
REAL ESTAT	2,812	15,441,141.47	16,434.44	-500.00	15,457,075.91	0.00	7,967,842.58	2,318.77	60.00	7,970,221.35	-10.62	7,489,233.33
PERS PROP	264	997,946.55	0.00	0.00	997,946.55	0.00	531,264.48	38.53	0.00	531,303.01	0.00	466,682.07
MOTOR VEH	5,997	2,067,460.83	4,038.70	-23,118.38	2,048,381.15	0.00	1,669,453.82	2,535.80	40.00	1,672,029.62	-5,546.35	378,927.33
<b>YR: 2022</b>	<b>9,073</b>	<b>18,506,548.85</b>	<b>20,473.14</b>	<b>-23,618.38</b>	<b>18,503,403.61</b>	<b>0.00</b>	<b>10,168,560.88</b>	<b>4,893.10</b>	<b>100.00</b>	<b>10,173,553.98</b>	<b>-5,556.97</b>	<b>8,334,842.73</b>
							<b>-3,704.46</b>	<b>0.00</b>	<b>0.00</b>			
<b>Grand Total</b>	<b>33,268</b>	<b>19,192,830.02</b>	<b>20,473.14</b>	<b>-24,940.97</b>	<b>19,188,362.19</b>	<b>0.00</b>	<b>10,347,048.56</b>	<b>39,991.74</b>	<b>5,418.44</b>	<b>10,392,458.74</b>	<b>-31,396.25</b>	<b>8,841,313.63</b>
							<b>-4,020.00</b>	<b>0.00</b>	<b>0.00</b>			



**GRAND RATEBOOK BALANCE SHEET REPORT  
TOWN OF BEACON FALLS  
GRAND LIST YEAR 2022**

\*Year: 2007 To 2023, Pay Date: 09/30/2023, Time: 10/02/2023 10:30:05 am

All

Page: 2

Conditions: Recap By Year: Yes Recap By Dist: No Act/Susp: Active, Cycle: 00 To 00, Type: CITY, Bill Type: 14 CODE T

YEAR/TYPE	ACTS	BEGINNING BALANCE	LAWFUL INC.	CORRECTIONS DEC.	TAXES COLLECTABLE	CURRENT SUSPENSE	TAXES/BINT PAID	INTEREST PAID	L+FEES PAID	TOTAL PAID	OVER PAID	UNCOLLECTED TAXES
PERS PROP	2	0.00	0.00	0.00	0.00	0.00	0.00	0.00	0.00	0.00	0.00	0.00
MOTOR VEH	9	-498.94	0.00	0.00	-498.94	0.00	0.00	0.00	0.00	0.00	-498.94	-498.94
<b>YR: 2014</b>	<b>23</b>	<b>7,232.18</b>	<b>0.00</b>	<b>0.00</b>	<b>7,232.18</b>	<b>0.00</b>	<b>0.00</b>	<b>0.00</b>	<b>0.00</b>	<b>0.00</b>	<b>-498.94</b>	<b>7,232.18</b>
REAL ESTAT	23	8,482.34	0.00	0.00	8,482.34	0.00	396.46	349.97	0.00	746.43	0.00	8,085.88
PERS PROP	2	0.00	0.00	0.00	0.00	0.00	0.00	0.00	0.00	0.00	0.00	0.00
MOTOR VEH	12	-15.54	0.00	0.00	-15.54	0.00	0.00	0.00	0.00	0.00	-15.54	-15.54
MVS	2	0.00	0.00	0.00	0.00	0.00	0.00	0.00	0.00	0.00	0.00	0.00
<b>YR: 2015</b>	<b>39</b>	<b>8,466.80</b>	<b>0.00</b>	<b>0.00</b>	<b>8,466.80</b>	<b>0.00</b>	<b>396.46</b>	<b>349.97</b>	<b>0.00</b>	<b>746.43</b>	<b>-15.54</b>	<b>8,070.34</b>
REAL ESTAT	43	7,736.18	0.00	0.00	7,736.18	0.00	384.14	403.35	24.00	811.49	0.00	7,352.04
PERS PROP	1	0.00	0.00	0.00	0.00	0.00	0.00	0.00	0.00	0.00	0.00	0.00
MOTOR VEH	20	-14.43	0.00	0.00	-14.43	0.00	0.00	0.00	0.00	0.00	-14.43	-14.43
MVS	7	0.00	0.00	0.00	0.00	0.00	0.00	0.00	0.00	0.00	0.00	0.00
<b>YR: 2016</b>	<b>71</b>	<b>7,721.75</b>	<b>0.00</b>	<b>0.00</b>	<b>7,721.75</b>	<b>0.00</b>	<b>384.14</b>	<b>403.35</b>	<b>24.00</b>	<b>811.49</b>	<b>-14.43</b>	<b>7,337.61</b>
REAL ESTAT	52	9,948.03	0.00	0.00	9,948.03	0.00	1,030.34	421.97	24.00	1,476.31	0.00	8,917.69
PERS PROP	6	0.00	0.00	0.00	0.00	0.00	0.00	0.00	0.00	0.00	0.00	0.00
MOTOR VEH	66	-106.84	0.00	0.00	-106.84	0.00	0.00	0.00	0.00	0.00	-106.84	-106.84
MVS	31	-26.50	0.00	0.00	-26.50	0.00	0.00	0.00	0.00	0.00	-26.50	-26.50
<b>YR: 2017</b>	<b>155</b>	<b>9,814.69</b>	<b>0.00</b>	<b>0.00</b>	<b>9,814.69</b>	<b>0.00</b>	<b>1,030.34</b>	<b>421.97</b>	<b>24.00</b>	<b>1,476.31</b>	<b>-133.34</b>	<b>8,784.35</b>
REAL ESTAT	55	11,603.00	0.00	0.00	11,603.00	0.00	1,030.34	701.24	48.00	1,779.58	-40.16	10,572.66
PERS PROP	11	0.00	0.00	0.00	0.00	0.00	0.00	0.00	0.00	0.00	0.00	0.00
MOTOR VEH	157	-733.35	0.00	0.00	-733.35	0.00	0.00	0.00	0.00	0.00	-733.35	-733.35
MVS	90	0.00	0.00	0.00	0.00	0.00	0.00	0.00	0.00	0.00	0.00	0.00
<b>YR: 2018</b>	<b>313</b>	<b>10,869.65</b>	<b>0.00</b>	<b>0.00</b>	<b>10,869.65</b>	<b>0.00</b>	<b>1,030.34</b>	<b>701.24</b>	<b>48.00</b>	<b>1,779.58</b>	<b>-773.51</b>	<b>9,839.31</b>
REAL ESTAT	1,964	35,503.63	0.00	0.00	35,503.63	0.00	1,030.34	515.78	60.00	1,606.12	-1,460.07	34,473.29
PERS PROP	78	11,545.17	0.00	0.00	11,545.17	0.00	0.00	0.00	0.00	0.00	0.00	11,545.17
MOTOR VEH	587	18,812.76	0.00	0.00	18,812.76	0.00	2,317.79	1,304.92	242.81	3,865.52	-664.00	16,494.97

**GRAND RATEBOOK BALANCE SHEET REPORT  
TOWN OF BEACON FALLS  
GRAND LIST YEAR 2022**

\*Year: 2007 To 2023, Pay Date: 09/30/2023, Time: 10/02/2023 10:30:33 am

Conditions: Recap By Year: Yes Recap By Dist: No Act/Susp: Active, Cycle: 00 To 00, Type: CITY, Bill Type: 14 CODE T

YEAR/TYPE	ACTS	BEGINNING BALANCE	LAWFUL INC.	CORRECTIONS DEC.	TAXES COLLECTABLE	CURRENT SUSPENSE	TAXES/BINT PAID	INTEREST PAID	L+FEES PAID	TOTAL PAID	OVER PAID	UNCOLLECTED TAXES
MVS	888	5,487.38	0.00	0.00	5,487.38	0.00	437.62	216.62	98.13	752.37	-63.64	5,049.76
<b>YR: 2019</b>	<b>3,517</b>	<b>71,348.94</b>	<b>0.00</b>	<b>0.00</b>	<b>71,348.94</b>	<b>0.00</b>	<b>3,785.75</b>	<b>2,037.32</b>	<b>400.94</b>	<b>6,224.01</b>	<b>-2,187.71</b>	<b>67,563.19</b>
REAL ESTAT	2,772	107,903.04	0.00	0.00	107,903.04	0.00	56,387.87	15,932.42	144.00	72,464.29	-12,539.08	51,515.17
PERS PROP	273	11,889.98	0.00	0.00	11,889.98	0.00	67.01	25.13	0.00	92.14	0.00	11,822.97
MOTOR VEH	5,801	36,293.93	0.00	0.00	36,293.93	0.00	5,134.61	2,267.55	832.81	8,234.97	-192.79	31,159.32
MVS	1,198	15,630.84	0.00	-403.10	15,227.74	0.00	886.61	318.18	0.00	1,204.79	0.00	14,341.13
<b>YR: 2020</b>	<b>10,044</b>	<b>171,717.79</b>	<b>0.00</b>	<b>-403.10</b>	<b>171,314.69</b>	<b>0.00</b>	<b>62,476.10</b>	<b>18,543.28</b>	<b>976.81</b>	<b>81,996.19</b>	<b>-12,731.87</b>	<b>108,838.59</b>
REAL ESTAT	2,795	218,869.67	0.00	0.00	218,869.67	0.00	99,518.38	12,269.59	4,620.00	116,407.97	-7,041.13	119,351.29
PERS PROP	270	2,859.60	0.00	0.00	2,859.60	0.00	68.23	13.30	0.00	81.53	0.00	2,791.37
MOTOR VEH	5,928	93,853.56	0.00	-1,322.59	92,530.97	0.00	15,095.67	3,121.27	0.00	18,216.94	-1,289.20	77,435.30
MVS	943	29,030.07	409.65	0.00	29,439.72	0.00	6,028.58	681.83	0.00	6,710.41	-254.81	23,411.14
<b>YR: 2021</b>	<b>9,936</b>	<b>344,612.90</b>	<b>409.65</b>	<b>-1,322.59</b>	<b>343,699.96</b>	<b>0.00</b>	<b>120,710.86</b>	<b>16,085.99</b>	<b>4,620.00</b>	<b>141,416.85</b>	<b>-8,585.14</b>	<b>222,989.10</b>
REAL ESTAT	2,812	15,441,141.47	20,113.46	-500.00	15,460,754.93	0.00	8,072,553.70	5,095.48	60.00	8,077,709.18	-976.37	7,388,201.23
PERS PROP	264	997,946.55	0.00	0.00	997,946.55	0.00	532,728.25	105.20	0.00	532,833.45	-0.14	465,218.30
MOTOR VEH	5,997	2,067,460.83	4,831.25	-24,510.65	2,047,781.43	0.00	1,747,169.85	6,217.41	40.00	1,753,427.26	-3,528.65	300,611.58
<b>YR: 2022</b>	<b>9,073</b>	<b>18,506,548.85</b>	<b>24,944.71</b>	<b>-25,010.65</b>	<b>18,506,482.91</b>	<b>0.00</b>	<b>10,352,451.80</b>	<b>11,418.09</b>	<b>100.00</b>	<b>10,363,969.89</b>	<b>-4,505.16</b>	<b>8,154,031.11</b>
<b>Grand Total</b>	<b>33,268</b>	<b>19,192,830.02</b>	<b>25,354.36</b>	<b>-26,736.34</b>	<b>19,191,448.04</b>	<b>0.00</b>	<b>10,542,265.79</b>	<b>49,961.21</b>	<b>6,193.75</b>	<b>10,598,420.75</b>	<b>-29,584.60</b>	<b>8,649,182.25</b>

**GRAND RATEBOOK BALANCE SHEET REPORT**  
**TOWN OF BEACON FALLS**  
**GRAND LIST YEAR 2022**

Year: 2007 To 2023, Pay Date: 09/30/2023, Time: 10/02/2023 11:16:13 am All

Page: 1

YEAR/TYPE	ACTS	BEGINNING BALANCE	LAWFUL INC.	CORRECTIONS DEC.	TAXES COLLECTABLE	CURRENT SUSPENSE	TAXES/BINT PAID	INTEREST PAID	L+FEES PAID	TOTAL PAID	OVER PAID	UNCOLLECTED TAXES
WATER	2	0.00	0.00	0.00	0.00	0.00	0.00	0.00	0.00	0.00	0.00	0.00
YR: 2007	2	0.00	0.00	0.00	0.00	0.00	0.00	0.00	0.00	0.00	0.00	0.00
WATER	186	3,970.72	0.00	0.00	3,970.72	0.00	0.00	0.00	0.00	0.00	0.00	3,970.72
YR: 2008	186	3,970.72	0.00	0.00	3,970.72	0.00	0.00	0.00	0.00	0.00	0.00	3,970.72
WATER	185	916.32	0.00	0.00	916.32	0.00	0.00	0.00	0.00	0.00	0.00	916.32
YR: 2009	185	916.32	0.00	0.00	916.32	0.00	0.00	0.00	0.00	0.00	0.00	916.32
WATER	187	916.32	0.00	0.00	916.32	0.00	0.00	0.00	0.00	0.00	0.00	916.32
YR: 2010	187	916.32	0.00	0.00	916.32	0.00	0.00	0.00	0.00	0.00	0.00	916.32
WATER	187	1,118.60	0.00	0.00	1,118.60	0.00	0.00	0.00	0.00	0.00	0.00	1,118.60
YR: 2011	187	1,118.60	0.00	0.00	1,118.60	0.00	0.00	0.00	0.00	0.00	0.00	1,118.60
WATER	187	1,221.76	0.00	0.00	1,221.76	0.00	0.00	0.00	0.00	0.00	0.00	1,221.76
YR: 2012	187	1,221.76	0.00	0.00	1,221.76	0.00	0.00	0.00	0.00	0.00	0.00	1,221.76
WATER	187	1,221.76	0.00	0.00	1,221.76	0.00	0.00	0.00	0.00	0.00	0.00	1,221.76
YR: 2013	187	1,221.76	0.00	0.00	1,221.76	0.00	0.00	0.00	0.00	0.00	0.00	1,221.76
WATER	187	1,493.27	0.00	0.00	1,493.27	0.00	-0.89	0.00	0.00	-0.89	0.00	1,494.16
YR: 2014	187	1,493.27	0.00	0.00	1,493.27	0.00	-0.89	0.00	0.00	-0.89	0.00	1,494.16
WATER	187	1,526.66	0.00	0.00	1,526.66	0.00	-0.54	0.00	0.00	-0.54	0.00	1,527.20
YR: 2015	187	1,526.66	0.00	0.00	1,526.66	0.00	-0.54	0.00	0.00	-0.54	0.00	1,527.20
WATER	187	1,832.64	0.00	0.00	1,832.64	0.00	117.83 187.61	111.35	0.00	416.79	0.00	1,527.20
YR: 2016	187	1,832.64	0.00	0.00	1,832.64	0.00	117.83 187.61	111.35	0.00	416.79	0.00	1,527.20
WATER	187	1,832.64	0.00	0.00	1,832.64	0.00	130.66 174.78	99.95	0.00	405.39	0.00	1,527.20
YR: 2017	187	1,832.64	0.00	0.00	1,832.64	0.00	130.66	99.95	0.00	405.39	0.00	1,527.20



**GRAND RATEBOOK BALANCE SHEET REPORT  
TOWN OF BEACON FALLS  
GRAND LIST YEAR 2022**

Year: 2007 To 2023, Pay Date: 09/30/2023, Time: 10/02/2023 11:18:53 am All

Page: 2

Conditions: Recap By Year: Yes Recap By Dist: No Act/Susp: Active, Cycle: 00 To 00, Type: CITY, Bill Type: 07 WATER

YEAR/TYPE	ACTS	BEGINNING BALANCE	LAWFUL INC.	CORRECTIONS DEC.	TAXES COLLECTABLE	CURRENT SUSPENSE	TAXES/BINT PAID	INTEREST PAID	L+FEES PAID	TOTAL PAID	OVER PAID	UNCOLLECTED TAXES
							174.78					
WATER	187	1,811.63	0.00	0.00	1,811.63	0.00	112.26 172.17	77.96	0.00	362.39	0.00	1,527.20
YR: 2018	187	1,811.63	0.00	0.00	1,811.63	0.00	112.26 172.17	77.96	0.00	362.39	0.00	1,527.20
WATER	188	2,413.10	0.00	0.00	2,413.10	0.00	264.02 316.44	126.50	0.00	706.96	0.00	1,832.64
YR: 2019	188	2,413.10	0.00	0.00	2,413.10	0.00	264.02 316.44	126.50	0.00	706.96	0.00	1,832.64
WATER	187	3,359.84	0.00	0.00	3,359.84	0.00	627.46 594.30	143.44	0.00	1,365.20	0.00	2,138.08
YR: 2020	187	3,359.84	0.00	0.00	3,359.84	0.00	627.46 594.30	143.44	0.00	1,365.20	0.00	2,138.08
WATER	187	18,631.84	0.00	0.00	18,631.84	0.00	21,251.11 6,542.38	134.03	120.00	28,047.52	0.00	2,443.52
YR: 2021	187	18,631.84	0.00	0.00	18,631.84	0.00	11,605.17 21,251.11 6,542.38	134.03	120.00	28,047.52	0.00	2,443.52
					***PAY OFF PRINC***		11,605.17					
WATER	187	16,689.89	119.78	0.00	16,809.67	0.00	19,839.66 5,160.53	113.72	140.00	25,253.91	0.00	3,330.29
YR: 2022	187	16,689.89	119.78	0.00	16,809.67	0.00	11,520.81 19,839.66 5,160.53	113.72	140.00	25,253.91	0.00	3,330.29
					***PAY OFF PRINC***		11,520.81					
WATER	187	15,272.00	0.00	0.00	15,272.00	0.00	7,551.09 2,911.45	0.00	24.00	10,486.54	-48.01	7,025.12
YR: 2023	187	15,272.00	0.00	0.00	15,272.00	0.00	2,215.66 7,551.09 2,911.45	0.00	24.00	10,486.54	-48.01	7,025.12
					***PAY OFF PRINC***		2,215.66					
<b>Grand Total</b>	<b>188</b>	<b>74,228.99</b>	<b>119.78</b>	<b>0.00</b>	<b>74,348.77</b>	<b>0.00</b>	<b>49,892.66 16,059.66</b>	<b>806.95</b>	<b>284.00</b>	<b>67,043.27</b>	<b>-48.01</b>	<b>33,738.09</b>
					***PAY OFF PRINC***		25,341.64					

**CASH REPORT  
TOWN OF BEACON FALLS**

MONTHLY REPORT BY BILLING YEAR      CASH: CITY      Date: 10/02/2023      Pay Date: 09/01/2023 To 09/30/2023      Time: 11:10:06      Page: 1  
 Condition: Year From: 2007 TO 2023      District: All Term#      Total Only: NO      Bill Type: 07 WATER      Susp/Credit: ALL      Cycle #: 00 TO 00  
 Recap Option: Year Type

BILL #	S-D	CITY Gross	INTEREST Exmpt	LIEN Net	FEES	BINT Tax	TOTAL	DATE PAID	K	TP	OVR	BATCH	TRANS#	TERM#	NAME
2023-7-0003001	03	194.46	0.00	0.00	0.00	110.98	305.44	09/11/2023	P	3		1355	9	20	GRANT GORDO
2023-7-0003006	03	209.71	0.00	0.00	0.00	95.73	305.44	09/22/2023	P	3		1366	2	20	TARASKEWICH
2023-7-0003008	03	202.85	0.00	0.00	0.00	102.59	305.44	09/29/2023	P	3		1373	1	20	BIERWIRTH W
2023-7-0003014	03	194.26	0.00	0.00	0.00	111.18	305.44	09/18/2023	P	3		1360	9	20	PEDERSON GR
2023-7-0003036	03	194.26	0.00	0.00	0.00	111.18	305.44	09/11/2023	P	3		1355	6	20	LEBINSKI PA
2023-7-0003052	03	194.26	0.00	0.00	0.00	111.18	305.44	09/18/2023	P	3		1360	11	20	BOYKO EUGEN
2023-7-0003056	03	194.26	0.00	0.00	0.00	111.18	305.44	09/11/2023	P	3		1355	3	20	HINMAN WILL
2023-7-0003057	03	191.36	0.00	0.00	0.00	114.08	305.44	09/29/2023	P	3		1373	3	20	HINMAN WILL
2023-7-0003058	03	194.26	0.00	0.00	0.00	111.18	305.44	09/26/2023	P	3		1368	1	20	FARLEY-FORD
2023-7-0003059	03	192.23	0.00	0.00	0.00	113.21	305.44	09/25/2023	P	3		1367	5	20	DONATO CYNT
2023-7-0003065	03	194.26	0.00	0.00	0.00	111.18	305.44	09/21/2023	P	3		1365	2	20	LUND MICHAEL
2023-7-0003067	03	194.26	0.00	0.00	0.00	111.18	305.44	09/21/2023	P	3		1365	3	20	MEEKER RAYM
2023-7-0003071	03	208.53	0.00	0.00	0.00	96.91	305.44	09/25/2023	P	3		1367	8	20	GRABOWSKI T
2023-7-0003091	03	194.26	0.00	0.00	0.00	111.18	305.44	09/21/2023	P	3		1363	2	20	LEVI ELAINE
2023-7-0003096	03	194.26	0.00	0.00	0.00	111.18	305.44	09/22/2023	P	3		1366	5	20	SHEA RAYMON
2023-7-0003097	03	194.26	0.00	0.00	0.00	111.18	305.44	09/11/2023	P	3		1355	2	20	HOLLAND RIC
2023-7-0003106	03	194.26	0.00	0.00	0.00	111.18	305.44	09/28/2023	P	3		1372	2	20	ABDALLA MIC
2023-7-0003112	03	194.26	0.00	0.00	0.00	111.18	305.44	09/29/2023	P	3		1373	9	20	KOSH AMILE
2023-7-0003120	03	187.14	0.00	0.00	0.00	118.30	305.44	09/25/2023	P	3		1367	12	20	KELLY JOEL
2023-7-0003125	03	266.80	0.00	0.00	0.00	38.64	305.44	09/11/2023	P	3		1354	1	20	SIDOROW JOH
2023-7-0003127	03	194.26	0.00	0.00	0.00	111.18	305.44	09/28/2023	P	3		1372	4	20	SHIBOSKI FR
2023-7-0003135	03	194.26	0.00	0.00	0.00	111.18	305.44	09/22/2023	P	3		1366	3	20	MATTHEWS SU
2023-7-0003136	03	194.24	0.00	0.00	0.00	111.20	305.44	09/29/2023	P	3		1373	10	20	SKELTON ELI
2023-7-0003157	03	193.15	0.00	0.00	0.00	112.29	305.44	09/11/2023	P	3		1355	4	20	DICLEMENTI
2023-7-0003172	03	194.26	0.00	0.00	0.00	111.18	305.44	09/21/2023	P	3	0	1365	1	20	SMITH JANIS
2023-7-0003174	03	187.18	0.00	0.00	0.00	118.26	305.44	09/28/2023	P	3		1372	3	20	HERNANDEZ J
2023-7-0003177	03	2,409.54	0.00	24.00	0.00	111.56	2,545.10	09/29/2023	P	3	0	1373	6	20	BARRAS RAUL

TOT WATER	7,551.09	0.00	24.00	0.00	2,911.45	10,486.54
TOT YR 2023	7,551.09	0.00	24.00	0.00	2,911.45	10,486.54
TOT CUR/YR COLL.	7,551.09	0.00	24.00	0.00	2,911.45	10,486.54
TOT ACTIVE	7,551.09	0.00	24.00	0.00	2,911.45	10,486.54
GRAND TOTAL	7,551.09	0.00	24.00	0.00	2,911.45	10,486.54

CITY      CURRENT:      10,486.54      BACK :      0.00

RECEIPT TOTAL	10,486.54
CASH TOTAL	310.00
CHANGE TOTAL	4.56
-----	
CASH BALANCE	305.44
CHECK TOTAL	10,181.10
CREDIT TOTAL	0.00
DEBIT TOTAL	0.00
DEPOSIT TOTAL	10,486.54 *** (EXCLUDE CREDIT AND DEBIT CARD)
-----	
DEPOSIT TOTAL	10,486.54

**GRAND RATEBOOK BALANCE SHEET REPORT  
TOWN OF BEACON FALLS  
GRAND LIST YEAR 2022**

Year: 2007 To 2023, Pay Date: 08/31/2023, Time: 10/02/2023 11:10:37 am All

Page: 1

Conditions: Recap By Year: Yes Recap By Dist: No Act/Susp: Active, Cycle: 00 To 00, Type: CITY, Bill Type: 07 WATER

YEAR/TYPE	ACTS	BEGINNING BALANCE	LAWFUL INC.	CORRECTIONS DEC.	TAXES COLLECTABLE	CURRENT SUSPENSE	TAXES/BINT PAID	INTEREST PAID	L+FEES PAID	TOTAL PAID	OVER PAID	UNCOLLECTED TAXES
WATER	2	0.00	0.00	0.00	0.00	0.00	0.00	0.00	0.00	0.00	0.00	0.00
<b>YR: 2007</b>	<b>2</b>	<b>0.00</b>	<b>0.00</b>	<b>0.00</b>	<b>0.00</b>	<b>0.00</b>	<b>0.00</b>	<b>0.00</b>	<b>0.00</b>	<b>0.00</b>	<b>0.00</b>	<b>0.00</b>
WATER	186	3,970.72	0.00	0.00	3,970.72	0.00	0.00	0.00	0.00	0.00	0.00	3,970.72
<b>YR: 2008</b>	<b>186</b>	<b>3,970.72</b>	<b>0.00</b>	<b>0.00</b>	<b>3,970.72</b>	<b>0.00</b>	<b>0.00</b>	<b>0.00</b>	<b>0.00</b>	<b>0.00</b>	<b>0.00</b>	<b>3,970.72</b>
WATER	185	916.32	0.00	0.00	916.32	0.00	0.00	0.00	0.00	0.00	0.00	916.32
<b>YR: 2009</b>	<b>185</b>	<b>916.32</b>	<b>0.00</b>	<b>0.00</b>	<b>916.32</b>	<b>0.00</b>	<b>0.00</b>	<b>0.00</b>	<b>0.00</b>	<b>0.00</b>	<b>0.00</b>	<b>916.32</b>
WATER	187	916.32	0.00	0.00	916.32	0.00	0.00	0.00	0.00	0.00	0.00	916.32
<b>YR: 2010</b>	<b>187</b>	<b>916.32</b>	<b>0.00</b>	<b>0.00</b>	<b>916.32</b>	<b>0.00</b>	<b>0.00</b>	<b>0.00</b>	<b>0.00</b>	<b>0.00</b>	<b>0.00</b>	<b>916.32</b>
WATER	187	1,118.60	0.00	0.00	1,118.60	0.00	0.00	0.00	0.00	0.00	0.00	1,118.60
<b>YR: 2011</b>	<b>187</b>	<b>1,118.60</b>	<b>0.00</b>	<b>0.00</b>	<b>1,118.60</b>	<b>0.00</b>	<b>0.00</b>	<b>0.00</b>	<b>0.00</b>	<b>0.00</b>	<b>0.00</b>	<b>1,118.60</b>
WATER	187	1,221.76	0.00	0.00	1,221.76	0.00	0.00	0.00	0.00	0.00	0.00	1,221.76
<b>YR: 2012</b>	<b>187</b>	<b>1,221.76</b>	<b>0.00</b>	<b>0.00</b>	<b>1,221.76</b>	<b>0.00</b>	<b>0.00</b>	<b>0.00</b>	<b>0.00</b>	<b>0.00</b>	<b>0.00</b>	<b>1,221.76</b>
WATER	187	1,221.76	0.00	0.00	1,221.76	0.00	0.00	0.00	0.00	0.00	0.00	1,221.76
<b>YR: 2013</b>	<b>187</b>	<b>1,221.76</b>	<b>0.00</b>	<b>0.00</b>	<b>1,221.76</b>	<b>0.00</b>	<b>0.00</b>	<b>0.00</b>	<b>0.00</b>	<b>0.00</b>	<b>0.00</b>	<b>1,221.76</b>
WATER	187	1,493.27	0.00	0.00	1,493.27	0.00	-0.89	0.00	0.00	-0.89	0.00	1,494.16
<b>YR: 2014</b>	<b>187</b>	<b>1,493.27</b>	<b>0.00</b>	<b>0.00</b>	<b>1,493.27</b>	<b>0.00</b>	<b>-0.89</b>	<b>0.00</b>	<b>0.00</b>	<b>-0.89</b>	<b>0.00</b>	<b>1,494.16</b>
WATER	187	1,526.66	0.00	0.00	1,526.66	0.00	-0.54	0.00	0.00	-0.54	0.00	1,527.20
<b>YR: 2015</b>	<b>187</b>	<b>1,526.66</b>	<b>0.00</b>	<b>0.00</b>	<b>1,526.66</b>	<b>0.00</b>	<b>-0.54</b>	<b>0.00</b>	<b>0.00</b>	<b>-0.54</b>	<b>0.00</b>	<b>1,527.20</b>
WATER	187	1,832.64	0.00	0.00	1,832.64	0.00	117.83 187.61	111.35	0.00	416.79	0.00	1,527.20
<b>YR: 2016</b>	<b>187</b>	<b>1,832.64</b>	<b>0.00</b>	<b>0.00</b>	<b>1,832.64</b>	<b>0.00</b>	<b>117.83 187.61</b>	<b>111.35</b>	<b>0.00</b>	<b>416.79</b>	<b>0.00</b>	<b>1,527.20</b>
WATER	187	1,832.64	0.00	0.00	1,832.64	0.00	130.66 174.78	99.95	0.00	405.39	0.00	1,527.20
<b>YR: 2017</b>	<b>187</b>	<b>1,832.64</b>	<b>0.00</b>	<b>0.00</b>	<b>1,832.64</b>	<b>0.00</b>	<b>130.66</b>	<b>99.95</b>	<b>0.00</b>	<b>405.39</b>	<b>0.00</b>	<b>1,527.20</b>

GRAND RATEBOOK BALANCE SHEET REPORT

TOWN OF BEACON FALLS

GRAND LIST YEAR 2022

Year: 2007 To 2023, Pay Date: 08/31/2023, Time: 10/02/2023 11:13:55 am All

Page: 2

Conditions: Recap By Year:Yes Recap By Dist:No Act/Susp: Active, Cycle: 00 To 00, Type: CITY, Bill Type: 07 WATER

YEAR/TYPE	ACTS	BEGINNING BALANCE	LAWFUL INC.	CORRECTIONS DEC.	COLLECTABLE	CURRENT SUSPENSE	TAXES/BINT PAID	INTEREST PAID	L+FEES PAID	TOTAL PAID	OVER PAID	UNCOLLECTED TAXES
							174.78					
WATER	187	1,811.63	0.00	0.00	1,811.63	0.00	112.26 172.17	77.96	0.00	362.39	0.00	1,527.20
YR: 2018	187	1,811.63	0.00	0.00	1,811.63	0.00	112.26 172.17	77.96	0.00	362.39	0.00	1,527.20
WATER	188	2,413.10	0.00	0.00	2,413.10	0.00	264.02 316.44	126.50	0.00	706.96	0.00	1,832.64
YR: 2019	188	2,413.10	0.00	0.00	2,413.10	0.00	264.02 316.44	126.50	0.00	706.96	0.00	1,832.64
WATER	187	3,359.84	0.00	0.00	3,359.84	0.00	627.46 594.30	143.44	0.00	1,365.20	0.00	2,138.08
YR: 2020	187	3,359.84	0.00	0.00	3,359.84	0.00	627.46 594.30	143.44	0.00	1,365.20	0.00	2,138.08
WATER	187	18,631.84	0.00	0.00	18,631.84	0.00	21,251.11 6,542.38	134.03	120.00	28,047.52	0.00	2,443.52
YR: 2021	187	18,631.84	0.00	0.00	18,631.84	0.00	11,605.17 21,251.11 6,542.38	134.03	120.00	28,047.52	0.00	2,443.52
							11,605.17					
WATER	187	16,689.89	119.78	0.00	16,809.67	0.00	19,839.66 5,160.53	113.72	140.00	25,253.91	0.00	3,330.29
YR: 2022	187	16,689.89	119.78	0.00	16,809.67	0.00	11,520.81 19,839.66 5,160.53	113.72	140.00	25,253.91	0.00	3,330.29
							11,520.81					
WATER	187	15,272.00	0.00	0.00	15,272.00	0.00	0.00	0.00	0.00	0.00	-48.01	15,272.00
YR: 2023	187	15,272.00	0.00	0.00	15,272.00	0.00	0.00	0.00	0.00	0.00	-48.01	15,272.00
Grand Total	188	74,228.99	119.78	0.00	74,348.77	0.00	42,341.57 13,148.21	806.95	260.00	56,556.73	-48.01	41,984.97
							23,125.98					

**GRAND RATEBOOK BALANCE SHEET REPORT**  
**TOWN OF BEACON FALLS**  
**GRAND LIST YEAR 2022**

Year: 2007 To 2023, Pay Date: 08/31/2023, Time: 10/02/2023 11:01:36 am All													Page: 1
Conditions: Recap By Year:Yes Recap By Dist:No Act/Susp: Active, Cycle: 00 To 00, Type: CITY, Bill Type: 05 ASSM													
YEAR/TYPE	ACTS	BEGINNING BALANCE	LAWFUL INC.	CORRECTIONS DEC.	TAXES COLLECTABLE	CURRENT SUSPENSE	TAXES/BINT PAID	INTEREST PAID	L+FEES PAID	TOTAL PAID	OVER PAID	UNCOLLECTED TAXES	
ASSM	1	0.00	0.00	0.00	0.00	0.00	0.00	0.00	0.00	0.00	0.00	0.00	
<b>YR: 2007</b>	<b>1</b>	<b>0.00</b>	<b>0.00</b>	<b>0.00</b>	<b>0.00</b>	<b>0.00</b>	<b>0.00</b>	<b>0.00</b>	<b>0.00</b>	<b>0.00</b>	<b>0.00</b>	<b>0.00</b>	
ASSM	12	2,681.53	0.00	0.00	2,681.53	0.00	895.20 122.48	1,602.31	0.00	2,619.99	0.00	1,663.85	
<b>YR: 2008</b>	<b>12</b>	<b>2,681.53</b>	<b>0.00</b>	<b>0.00</b>	<b>2,681.53</b>	<b>0.00</b>	<b>895.20 122.48</b>	<b>1,602.31</b>	<b>0.00</b>	<b>2,619.99</b>	<b>0.00</b>	<b>1,663.85</b>	
ASSM	19	1,526.52	0.00	0.00	1,526.52	0.00	437.22 71.62	1,101.79	0.00	1,610.63	0.00	1,017.68	
<b>YR: 2009</b>	<b>19</b>	<b>1,526.52</b>	<b>0.00</b>	<b>0.00</b>	<b>1,526.52</b>	<b>0.00</b>	<b>437.22 71.62</b>	<b>1,101.79</b>	<b>0.00</b>	<b>1,610.63</b>	<b>0.00</b>	<b>1,017.68</b>	
ASSM	14	1,264.77	0.00	0.00	1,264.77	0.00	175.47 71.62	410.60	0.00	657.69	0.00	1,017.68	
<b>YR: 2010</b>	<b>14</b>	<b>1,264.77</b>	<b>0.00</b>	<b>0.00</b>	<b>1,264.77</b>	<b>0.00</b>	<b>175.47 71.62</b>	<b>410.60</b>	<b>0.00</b>	<b>657.69</b>	<b>0.00</b>	<b>1,017.68</b>	
ASSM	18	1,526.52	0.00	0.00	1,526.52	0.00	449.65 59.19	971.24	24.00	1,504.08	0.00	1,017.68	
<b>YR: 2011</b>	<b>18</b>	<b>1,526.52</b>	<b>0.00</b>	<b>0.00</b>	<b>1,526.52</b>	<b>0.00</b>	<b>449.65 59.19</b>	<b>971.24</b>	<b>24.00</b>	<b>1,504.08</b>	<b>0.00</b>	<b>1,017.68</b>	
ASSM	20	1,017.68	0.00	0.00	1,017.68	0.00	0.00	0.00	0.00	0.00	0.00	1,017.68	
<b>YR: 2012</b>	<b>20</b>	<b>1,017.68</b>	<b>0.00</b>	<b>0.00</b>	<b>1,017.68</b>	<b>0.00</b>	<b>0.00</b>	<b>0.00</b>	<b>0.00</b>	<b>0.00</b>	<b>0.00</b>	<b>1,017.68</b>	
ASSM	18	1,017.68	0.00	0.00	1,017.68	0.00	0.00	0.00	0.00	0.00	0.00	1,017.68	
<b>YR: 2013</b>	<b>18</b>	<b>1,017.68</b>	<b>0.00</b>	<b>0.00</b>	<b>1,017.68</b>	<b>0.00</b>	<b>0.00</b>	<b>0.00</b>	<b>0.00</b>	<b>0.00</b>	<b>0.00</b>	<b>1,017.68</b>	
ASSM	26	1,017.68	0.00	0.00	1,017.68	0.00	0.00	0.00	0.00	0.00	0.00	1,017.68	
<b>YR: 2014</b>	<b>26</b>	<b>1,017.68</b>	<b>0.00</b>	<b>0.00</b>	<b>1,017.68</b>	<b>0.00</b>	<b>0.00</b>	<b>0.00</b>	<b>0.00</b>	<b>0.00</b>	<b>0.00</b>	<b>1,017.68</b>	
ASSM	23	1,031.17	0.00	0.00	1,031.17	0.00	13.49	2.02	0.00	15.51	0.00	1,017.68	
<b>YR: 2015</b>	<b>23</b>	<b>1,031.17</b>	<b>0.00</b>	<b>0.00</b>	<b>1,031.17</b>	<b>0.00</b>	<b>13.49</b>	<b>2.02</b>	<b>0.00</b>	<b>15.51</b>	<b>0.00</b>	<b>1,017.68</b>	
ASSM	16	2,544.20	0.00	0.00	2,544.20	0.00	237.09 263.89	263.51	0.00	784.49	0.00	2,035.36	
							***PAY OFF PRINC***	12.14					

**GRAND RATEBOOK BALANCE SHEET REPORT  
TOWN OF BEACON FALLS  
GRAND LIST YEAR 2022**

Year: 2007 To 2023, Pay Date: 08/31/2023, Time: 10/02/2023 11:01:55 am All  
 Conditions: Recap By Year:Yes Recap By Dist:No Act/Susp: Active, Cycle: 00 To 00, Type: CITY, Bill Type: 05 ASSM

Page: 2

YEAR/TYPE	ACTS	BEGINNING BALANCE	LAWFUL INC.	CORRECTIONS DEC.	TAXES COLLECTABLE	CURRENT SUSPENSE	TAXES/BINT PAID	INTEREST PAID	L+FEES PAID	TOTAL PAID	OVER PAID	UNCOLLECTED TAXES
YR: 2016	16	2,544.20	0.00	0.00	2,544.20	0.00	237.09 283.89	263.51	0.00	784.49	0.00	2,035.36
***PAY OFF PRINC***							12.14					
ASSM	23	3,309.48	0.00	0.00	3,309.48	0.00	415.33 233.98	307.02	0.00	956.33	0.00	2,660.17
YR: 2017	23	3,309.48	0.00	0.00	3,309.48	0.00	415.33 233.98	307.02	0.00	956.33	0.00	2,660.17
ASSM	29	5,347.24	0.00	0.00	5,347.24	0.00	592.08 565.07	729.06	0.00	1,886.21	0.00	4,190.09
YR: 2018	29	5,347.24	0.00	0.00	5,347.24	0.00	592.08 565.07	729.06	0.00	1,886.21	0.00	4,190.09
ASSM	280	6,614.92	0.00	0.00	6,614.92	0.00	592.08 425.60	417.17	0.00	1,434.85	0.00	5,597.24
YR: 2019	280	6,614.92	0.00	0.00	6,614.92	0.00	592.08 425.60	417.17	0.00	1,434.85	0.00	5,597.24
ASSM	269	8,076.70	0.00	0.00	8,076.70	0.00	8,409.29 773.73	464.14	24.00	9,671.16	0.00	6,006.08
YR: 2020	269	8,076.70	0.00	0.00	8,076.70	0.00	6,712.40 8,409.29 773.73	464.14	24.00	9,671.16	0.00	6,006.08
***PAY OFF PRINC***							6,712.40					
ASSM	280	68,693.40	0.00	0.00	68,693.40	0.00	57,277.27 19,072.32	947.94	96.00	77,393.53	0.00	6,653.50
YR: 2021	280	68,693.40	0.00	0.00	68,693.40	0.00	14,309.69 57,277.27 19,072.32	947.94	96.00	77,393.53	0.00	6,653.50
***PAY OFF PRINC***							14,309.69					
ASSM	280	66,314.50	0.00	0.00	66,314.50	0.00	52,870.90 15,929.32	560.28	120.00	69,480.50	0.00	8,793.06
YR: 2022	280	66,314.50	0.00	0.00	66,314.50	0.00	***REFUND*** -47.30 ***PAY OFF PRINC*** 11,231.48 52,870.90 15,929.32 ***REFUND*** -47.30 ***PAY OFF PRINC*** 11,231.48	560.28	120.00	69,480.50	0.00	8,793.06
ASSM	280	63,481.34	0.00	0.00	63,481.34	0.00	4,959.32 247.32	0.00	48.00	5,254.64	-156.37	62,587.32
***PAY OFF PRINC***							4,188.96					

GRAND RATEBOOK BALANCE SHEET REPORT  
TOWN OF BEACON FALLS  
GRAND LIST YEAR 2022

Year: 2007 To 2023, Pay Date: 08/31/2023, Time: 10/02/2023 11:04:30 am All

Page: 3

Conditions: Recap By Year:Yes Recap By Dist:No Act/Susp: Active, Cycle: 00 To 00, Type: CITY, Bill Type: 05 ASSM

YEAR/TYPE	ACTS	BEGINNING BALANCE	LAWFUL INC.	CORRECTIONS DEC.	TAXES COLLECTABLE	CURRENT SUSPENSE	TAXES/BINT PAID	INTEREST PAID	L+FEES PAID	TOTAL PAID	OVER PAID	UNCOLLECTED TAXES
YR: 2023	280	63,481.34	0.00	0.00	63,481.34	0.00	4,959.32 247.32	0.00	48.00	5,254.64	-156.37	62,587.32
					***PAY OFF PRINC***		4,188.96					
Grand Total	280	235,465.33	0.00	0.00	235,465.33	0.00	127,324.39 37,856.14	7,777.08	312.00	173,269.61	-156.37	107,310.43
					***REFUND***		-47.30	0.00	0.00			
					***PAY OFF PRINC***		36,454.67					

**GRAND RATEBOOK BALANCE SHEET REPORT  
TOWN OF BEACON FALLS  
GRAND LIST YEAR 2022**

Year: 2007 To 2023, Pay Date: 09/30/2023, Time: 10/02/2023 11:06:05 am All

Page: 1

Conditions: Recap By Year:Yes Recap By Dist:No Act/Susp: Active, Cycle: 00 To 00, Type: CITY, Bill Type: 05 ASSM

YEAR/TYPE	ACTS	BEGINNING BALANCE	LAWFUL INC.	CORRECTIONS DEC.	TAXES COLLECTABLE	CURRENT SUSPENSE	TAXES/BINT PAID	INTEREST PAID	L+FEES PAID	TOTAL PAID	OVER PAID	UNCOLLECTED TAXES
ASSM	1	0.00	0.00	0.00	0.00	0.00	0.00	0.00	0.00	0.00	0.00	0.00
<b>YR: 2007</b>	<b>1</b>	<b>0.00</b>	<b>0.00</b>	<b>0.00</b>	<b>0.00</b>	<b>0.00</b>	<b>0.00</b>	<b>0.00</b>	<b>0.00</b>	<b>0.00</b>	<b>0.00</b>	<b>0.00</b>
ASSM	12	2,681.53	0.00	0.00	2,681.53	0.00	895.20 122.48	1,602.31	0.00	2,619.99	0.00	1,663.85
<b>YR: 2008</b>	<b>12</b>	<b>2,681.53</b>	<b>0.00</b>	<b>0.00</b>	<b>2,681.53</b>	<b>0.00</b>	<b>895.20 122.48</b>	<b>1,602.31</b>	<b>0.00</b>	<b>2,619.99</b>	<b>0.00</b>	<b>1,663.85</b>
ASSM	19	1,526.52	0.00	0.00	1,526.52	0.00	437.22 71.62	1,101.79	0.00	1,610.63	0.00	1,017.68
<b>YR: 2009</b>	<b>19</b>	<b>1,526.52</b>	<b>0.00</b>	<b>0.00</b>	<b>1,526.52</b>	<b>0.00</b>	<b>437.22 71.62</b>	<b>1,101.79</b>	<b>0.00</b>	<b>1,610.63</b>	<b>0.00</b>	<b>1,017.68</b>
ASSM	14	1,264.77	0.00	0.00	1,264.77	0.00	175.47 71.62	410.60	0.00	657.69	0.00	1,017.68
<b>YR: 2010</b>	<b>14</b>	<b>1,264.77</b>	<b>0.00</b>	<b>0.00</b>	<b>1,264.77</b>	<b>0.00</b>	<b>175.47 71.62</b>	<b>410.60</b>	<b>0.00</b>	<b>657.69</b>	<b>0.00</b>	<b>1,017.68</b>
ASSM	18	1,526.52	0.00	0.00	1,526.52	0.00	449.65 59.19	971.24	24.00	1,504.08	0.00	1,017.68
<b>YR: 2011</b>	<b>18</b>	<b>1,526.52</b>	<b>0.00</b>	<b>0.00</b>	<b>1,526.52</b>	<b>0.00</b>	<b>449.65 59.19</b>	<b>971.24</b>	<b>24.00</b>	<b>1,504.08</b>	<b>0.00</b>	<b>1,017.68</b>
ASSM	20	1,017.68	0.00	0.00	1,017.68	0.00	0.00	0.00	0.00	0.00	0.00	1,017.68
<b>YR: 2012</b>	<b>20</b>	<b>1,017.68</b>	<b>0.00</b>	<b>0.00</b>	<b>1,017.68</b>	<b>0.00</b>	<b>0.00</b>	<b>0.00</b>	<b>0.00</b>	<b>0.00</b>	<b>0.00</b>	<b>1,017.68</b>
ASSM	18	1,017.68	0.00	0.00	1,017.68	0.00	0.00	0.00	0.00	0.00	0.00	1,017.68
<b>YR: 2013</b>	<b>18</b>	<b>1,017.68</b>	<b>0.00</b>	<b>0.00</b>	<b>1,017.68</b>	<b>0.00</b>	<b>0.00</b>	<b>0.00</b>	<b>0.00</b>	<b>0.00</b>	<b>0.00</b>	<b>1,017.68</b>
ASSM	26	1,017.68	0.00	0.00	1,017.68	0.00	0.00	0.00	0.00	0.00	0.00	1,017.68
<b>YR: 2014</b>	<b>26</b>	<b>1,017.68</b>	<b>0.00</b>	<b>0.00</b>	<b>1,017.68</b>	<b>0.00</b>	<b>0.00</b>	<b>0.00</b>	<b>0.00</b>	<b>0.00</b>	<b>0.00</b>	<b>1,017.68</b>
ASSM	23	1,031.17	0.00	0.00	1,031.17	0.00	13.49	2.02	0.00	15.51	0.00	1,017.68
<b>YR: 2015</b>	<b>23</b>	<b>1,031.17</b>	<b>0.00</b>	<b>0.00</b>	<b>1,031.17</b>	<b>0.00</b>	<b>13.49</b>	<b>2.02</b>	<b>0.00</b>	<b>15.51</b>	<b>0.00</b>	<b>1,017.68</b>
ASSM	16	2,544.20	0.00	0.00	2,544.20	0.00	237.09 283.89	263.51	0.00	784.49	0.00	2,035.36

\*\*\*PAY OFF PRINC\*\*\*

12.14



**GRAND RATEBOOK BALANCE SHEET REPORT  
TOWN OF BEACON FALLS  
GRAND LIST YEAR 2022**

Year: 2007 To 2023, Pay Date: 09/30/2023, Time: 10/02/2023 11:06:20 am All

Page: 2

Conditions: Recap By Year:Yes Recap By Dist:No Act/Susp: Active, Cycle: 00 To 00, Type: CITY, Bill Type: 05 ASSM

YEAR/TYPE	ACTS	BEGINNING BALANCE	LAWFUL INC.	CORRECTIONS DEC.	TAXES COLLECTABLE	CURRENT SUSPENSE	TAXES/BINT PAID	INTEREST PAID	L+FEES PAID	TOTAL PAID	OVER PAID	UNCOLLECTED TAXES
YR: 2016	16	2,544.20	0.00	0.00	2,544.20	0.00	237.09 283.89	263.51	0.00	784.49	0.00	2,035.36
					***PAY OFF PRINC***		12.14					
ASSM	23	3,309.48	0.00	0.00	3,309.48	0.00	415.33 233.98	307.02	0.00	956.33	0.00	2,660.17
YR: 2017	23	3,309.48	0.00	0.00	3,309.48	0.00	415.33 233.98	307.02	0.00	956.33	0.00	2,660.17
ASSM	29	5,347.24	0.00	0.00	5,347.24	0.00	592.08 565.07	729.06	0.00	1,886.21	0.00	4,190.09
YR: 2018	29	5,347.24	0.00	0.00	5,347.24	0.00	592.08 565.07	729.06	0.00	1,886.21	0.00	4,190.09
ASSM	280	6,614.92	0.00	0.00	6,614.92	0.00	592.08 425.60	417.17	0.00	1,434.85	0.00	5,597.24
YR: 2019	280	6,614.92	0.00	0.00	6,614.92	0.00	592.08 425.60	417.17	0.00	1,434.85	0.00	5,597.24
ASSM	269	8,076.70	0.00	0.00	8,076.70	0.00	8,409.29 773.73	464.14	24.00	9,671.16	0.00	6,006.08
YR: 2020	269	8,076.70	0.00	0.00	8,076.70	0.00	6,712.40 8,409.29 773.73	464.14	24.00	9,671.16	0.00	6,006.08
					***PAY OFF PRINC***		6,712.40					
ASSM	280	68,693.40	0.00	0.00	68,693.40	0.00	57,277.27 19,072.32	947.94	96.00	77,393.53	0.00	6,653.50
YR: 2021	280	68,693.40	0.00	0.00	68,693.40	0.00	14,309.69 57,277.27 19,072.32	947.94	96.00	77,393.53	0.00	6,653.50
					***PAY OFF PRINC***		14,309.69					
ASSM	280	66,314.50	0.00	0.00	66,314.50	0.00	53,604.73 16,213.17	703.38	120.00	70,641.28	0.00	7,775.38
YR: 2022	280	66,314.50	0.00	0.00	66,314.50	0.00	11,231.48 53,604.73 16,213.17 -47.30	703.38	120.00	70,641.28	0.00	7,775.38
					***REFUND***		-47.30	0.00	0.00			
					***PAY OFF PRINC***		11,231.48					
ASSM	280	63,481.34	0.00	-123.66	63,357.68	0.00	40,852.20 9,556.37	0.00	144.00	50,552.57	-156.37	22,897.80
					***PAY OFF PRINC***		9,825.03					

GRAND RATEBOOK BALANCE SHEET REPORT  
TOWN OF BEACON FALLS  
GRAND LIST YEAR 2022

Year: 2007 To 2023, Pay Date: 09/30/2023, Time: 10/02/2023 11:08:37 am All

Page: 3

Conditions: Recap By Year:Yes Recap By Dist:No Act/Susp: Active, Cycle: 00 To 00, Type: CITY, Bill Type: 05 ASSM

YEAR/TYPE	ACTS	BEGINNING BALANCE	LAWFUL INC.	CORRECTIONS DEC.	TAXES COLLECTABLE	CURRENT SUSPENSE	TAXES/BINT PAID	INTEREST PAID	L+FEES PAID	TOTAL PAID	OVER PAID	UNCOLLECTED TAXES
YR: 2023	280	63,481.34	0.00	-123.66	63,357.68	0.00	40,852.20 9,556.37	0.00	144.00	50,552.57	-156.37	22,897.80
							***PAY OFF PRINC***			9,825.03		
Grand Total	280	235,465.33	0.00	-123.66	235,341.67	0.00	163,951.10 47,449.04	7,920.18	408.00	219,728.32	-156.37	66,603.23
							***REFUND***			-47.30	0.00	
							***PAY OFF PRINC***			42,090.74		

**CASH REPORT  
TOWN OF BEACON FALLS**

**MONTHLY REPORT BY BILLING YEAR**      **CASH: CITY**      **Date: 10/02/2023**      **Pay Date: 09/01/2023 To 09/30/2023**      **Time: 11:09:13**      **Page: 1**  
**Condition: Year From: 2007 TO 2023**      **District: All Term#**      **Total Only: NO**      **Bill Type: 05 ASSM**      **Susp/Credit: ALL**      **Cycle #: 00 TO 00**  
**Recap Option: Year Type**

BILL #	S-D	CITY Gross	INTEREST Exmpt	LIEN Net	FEES	Tax	BINT	TOTAL	DATE PAID	K	TP	OVR	BATCH	TRANS#	TERM#	NAME
2022-5-0008165	01	366.96	71.56	0.00	0.00		141.88	580.40	09/27/2023		P 1		1369	1	20	CHRISTANO D
2022-5-0008260	01	366.87	71.54	0.00	0.00		141.97	580.38	09/05/2023		P 1		1352	1	20	FALBO ROBER
<b>TOT ASSM</b>		733.83	143.10	0.00	0.00		283.85	1,160.78								
<b>TOT YR 2022</b>		733.83	143.10	0.00	0.00		283.85	1,160.78								
2023-5-0008001	01	385.18	0.00	0.00	0.00		123.66	508.84	09/15/2023		P 1		1359	2	20	NEMEC MICH
2023-5-0008004	01	385.18	0.00	0.00	0.00		123.66	508.84	09/15/2023		P 1		1359	5	20	CROWLEY ARL
2023-5-0008007	01	385.18	0.00	0.00	0.00		123.66	508.84	09/13/2023		P 1		1357	3	20	PAIVO ANTHO
2023-5-0008009	01	385.18	0.00	0.00	0.00		123.66	508.84	09/14/2023		P 1		1358	2	20	PISANI RUTH
2023-5-0008010	01	385.18	0.00	0.00	0.00		123.66	508.84	09/15/2023		P 1		1359	3	20	CAMPBELL KE
2023-5-0008014	01	385.18	0.00	0.00	0.00		123.66	508.84	09/20/2023		P 1		1362	2	20	KLEIN FREDE
2023-5-0008016	01	366.23	0.00	0.00	0.00		142.61	508.84	09/29/2023		P 1		1373	8	20	MARULLI VIN
2023-5-0008021	01	385.18	0.00	0.00	0.00		123.66	508.84	09/18/2023		P 1		1360	5	20	MACEK GARY
2023-5-0008022	01	385.18	0.00	0.00	0.00		123.66	508.84	09/11/2023		P 1		1355	1	20	SANDOR LYNN
2023-5-0008023	01	585.02	0.00	0.00	0.00		123.82	708.84	09/28/2023		P 1	O	1372	5	20	MULINSKI ST
2023-5-0008027	01	385.18	0.00	0.00	0.00		123.66	508.84	09/13/2023		P 1		1357	1	20	KRILIVSKY B
2023-5-0008029	01	380.55	0.00	0.00	0.00		128.29	508.84	09/14/2023		P 1		1367	1	20	GALLA PETER
2023-5-0008033	01	385.18	0.00	0.00	0.00		123.66	508.84	09/25/2023		P 1		1367	4	20	COLANGELO
2023-5-0008035	01	385.18	0.00	0.00	0.00		123.66	508.84	09/25/2023		P 1		1367	2	20	WESTERMAN C
2023-5-0008036	01	385.18	0.00	0.00	0.00		123.66	508.84	09/19/2023		P 1		1361	2	20	WILLAMSON G
2023-5-0008037	01	385.18	0.00	0.00	0.00		123.66	508.84	09/11/2023		P 1		1355	5	20	LEWIS JOSEP
2023-5-0008038	01	385.18	0.00	0.00	0.00		123.66	508.84	09/20/2023		P 1		1362	3	20	MCGEE BETH
2023-5-0008041	01	385.18	0.00	0.00	0.00		123.66	508.84	09/12/2023		P 1		1356	1	20	DOROSH KYLE
2023-5-0008042	01	385.18	0.00	0.00	0.00		123.66	508.84	09/12/2023		P 1		1356	2	20	SURA CHRIST
2023-5-0008050	01	385.16	0.00	0.00	0.00		123.68	508.84	09/27/2023		P 1		1370	4	20	METTENDORF
2023-5-0008056	01	385.18	0.00	0.00	0.00		123.66	508.84	09/21/2023		P 1		1363	1	20	WITYAK MICH
2023-5-0008060	01	379.91	0.00	0.00	0.00		128.93	508.84	09/11/2023		P 1		1355	8	20	ANASTASTO C
2023-5-0008077	01	385.18	0.00	0.00	0.00		123.66	508.84	09/14/2023		P 1		1358	1	20	WEST KEVIN
2023-5-0008086	01	385.18	0.00	0.00	0.00		123.66	508.84	09/11/2023		P 1		1354	2	20	HOPKINS FRE
2023-5-0008088	01	385.18	0.00	0.00	0.00		123.66	508.84	09/18/2023		P 1		1360	10	20	DUDA MICHA
2023-5-0008089	01	385.18	0.00	0.00	0.00		123.66	508.84	09/18/2023		P 1		1360	1	20	CARD RICHA
2023-5-0008090	01	2,603.32	0.00	24.00	0.00		123.66	2,750.98	09/13/2023		P 1	O	1357	4	20	CANNING LET
2023-5-0008091	01	385.18	0.00	0.00	0.00		123.66	508.84	09/12/2023		P 1		1356	3	20	RELLA GENE
2023-5-0008093	01	2,066.65	0.00	24.00	0.00		98.17	2,188.82	09/29/2023		P 1	O	1373	11	20	OLSON JUDIT
2023-5-0008097	01	385.96	0.00	0.00	0.00		122.88	508.84	09/25/2023		P 1		1367	3	20	O'CONNELL T
2023-5-0008107	01	385.18	0.00	0.00	0.00		123.66	508.84	09/18/2023		P 1		1360	7	20	PIKE LAND D
2023-5-0008108	01	380.94	0.00	0.00	0.00		127.90	508.84	09/29/2023		P 1		1373	5	20	HOUSE EVERY
2023-5-0008110	01	385.18	0.00	0.00	0.00		123.66	508.84	09/27/2023		P 1		1371	1	20	FELIX FERNA
2023-5-0008121	01	385.16	0.00	0.00	0.00		123.68	508.84	09/19/2023		P 1		1361	1	20	ZINKO JOEL
2023-5-0008124	01	385.18	0.00	0.00	0.00		123.66	508.84	09/25/2023		P 1		1367	9	20	MYERS CHARL
2023-5-0008127	01	1,354.36	0.00	24.00	0.00		64.33	1,442.69	09/27/2023		P 1	O	1370	7	20	FRENCH RAYM
2023-5-0008136	01	385.18	0.00	0.00	0.00		123.66	508.84	09/18/2023		P 1		1360	8	20	GRISWOLD RO
2023-5-0008137	01	385.18	0.00	0.00	0.00		123.66	508.84	09/26/2023		P 1		1368	2	20	CAIRO VICTO
2023-5-0008142	01	397.00	0.00	0.00	0.00		111.84	508.84	09/25/2023		P 1		1367	7	20	MCCORMICK M
2023-5-0008150	01	385.18	0.00	0.00	0.00		123.66	508.84	09/22/2023		P 1		1366	7	20	MAGLIONE RO
2023-5-0008152	01	380.74	0.00	0.00	0.00		128.10	508.84	09/18/2023		P 1		1360	6	20	GIAQUINTO P
2023-5-0008153	01	385.18	0.00	0.00	0.00		123.66	508.84	09/15/2023		P 1		1359	1	20	FREDDINO RO
2023-5-0008155	01	385.18	0.00	0.00	0.00		123.66	508.84	09/28/2023		P 1		1372	1	20	GALASSO MAR
2023-5-0008160	01	385.18	0.00	0.00	0.00		123.66	508.84	09/25/2023		P 1		1367	14	20	HAGEN JOSEP
2023-5-0008161	01	385.15	0.00	0.00	0.00		123.69	508.84	09/27/2023		P 1		1371	3	20	SUMMA FRANK
2023-5-0008164	01	385.18	0.00	0.00	0.00		123.66	508.84	09/25/2023		P 1		1367	13	20	PLEASANT VI
2023-5-0008165	01	366.96	0.00	0.00	0.00		141.88	508.84	09/27/2023		P 1		1369	2	20	PASTORELLA
2023-5-0008170	01	385.18	0.00	0.00	0.00		123.66	508.84	09/27/2023		P 1		1370	2	20	BOWEN LEONA
2023-5-0008171	01	449.94	0.00	0.00	0.00		58.90	508.84	09/22/2023		P 1		1366	6	20	YERRINGTON
2023-5-0008179	01	384.39	0.00	0.00	0.00		124.45	508.84	09/22/2023		P 1		1366	1	20	SCARDUZIO R
2023-5-0008180	01	385.18	0.00	0.00	0.00		123.66	508.84	09/20/2023		P 1		1362	4	20	RAFFEY PHIL
2023-5-0008181	01	385.18	0.00	0.00	0.00		123.66	508.84	09/13/2023		P 1		1357	2	20	PERSANO THO

**CASH REPORT  
TOWN OF BEACON FALLS**

MONTHLY REPORT BY BILLING YEAR      CASH: CITY      Date: 10/02/2023      Pay Date: 09/01/2023 To 09/30/2023      Time: 11:09:16      Page: 2  
 Condition: Year From: 2007 TO 2023      District: All Term#      Total Only: NO      Bill Type: 05 ASSM      Susp/Credit: ALL      Cycle #: 00 TO 00  
 Recap Option: Year Type

BILL #	S-D	CITY Gross	INTEREST Exmpt	LIEN Net	FEES	Tax	BINT	TOTAL	DATE PAID	K	TP	OVR	BATCH	TRANS#	TERM#	NAME
2023-5-0008184	01	384.39	0.00	0.00	0.00		124.45	508.84	09/27/2023	P	1		1370	3	20	ZYLA SOPHI
2023-5-0008190	01	379.85	0.00	0.00	0.00		128.99	508.84	09/29/2023	P	1		1373	4	20	CHELLIS WIL
2023-5-0008196	01	385.18	0.00	0.00	0.00		123.66	508.84	09/25/2023	P	1		1367	11	20	HALPIN FRAN
2023-5-0008201	01	412.47	0.00	0.00	0.00		96.37	508.84	09/11/2023	P	1		1355	7	20	WILKINSON T
2023-5-0008206	01	385.18	0.00	0.00	0.00		123.66	508.84	09/26/2023	P	1		1368	3	20	PICCIOLI FL
2023-5-0008210	01	385.18	0.00	0.00	0.00		123.66	508.84	09/18/2023	P	1		1360	4	20	LAPUT THOMA
2023-5-0008211	01	385.70	0.00	0.00	0.00		123.14	508.84	09/15/2023	P	1		1359	4	20	URBANOWICZ
2023-5-0008213	01	385.18	0.00	0.00	0.00		123.66	508.84	09/21/2023	P	1		1364	1	20	STYFCO DAVI
2023-5-0008218	01	386.83	0.00	0.00	0.00		122.01	508.84	09/27/2023	P	1		1371	2	20	CRETELLA RI
2023-5-0008220	01	385.18	0.00	0.00	0.00		123.66	508.84	09/29/2023	P	1		1373	7	20	SKUDLAREK J
2023-5-0008223	01	385.18	0.00	0.00	0.00		123.66	508.84	09/07/2023	P	1		1353	1	20	AMARO ROBER
2023-5-0008226	01	383.65	0.00	0.00	0.00		125.19	508.84	09/18/2023	P	1		1360	2	20	BREITHER GL
2023-5-0008227	01	385.18	0.00	0.00	0.00		123.66	508.84	09/27/2023	P	1		1370	6	20	MOLINELLI W
2023-5-0008231	01	401.86	0.00	0.00	0.00		106.98	508.84	09/19/2023	P	1		1361	3	20	BARTH WILLI
2023-5-0008236	01	379.15	0.00	0.00	0.00		129.69	508.84	09/25/2023	P	1		1367	6	20	DILLMAN CRA
2023-5-0008239	01	385.18	0.00	0.00	0.00		123.66	508.84	09/11/2023	P	1		1354	3	20	SEWITSKY JA
2023-5-0008240	01	381.21	0.00	0.00	0.00		127.63	508.84	09/27/2023	P	1		1370	1	20	DALBY JOHN
2023-5-0008241	01	385.13	0.00	0.00	0.00		123.71	508.84	09/20/2023	P	1		1362	1	20	ABROMAITIS
2023-5-0008243	01	387.57	0.00	0.00	0.00		121.27	508.84	09/18/2023	P	1		1360	3	20	CULIK JOHN
2023-5-0008247	01	385.78	0.00	0.00	0.00		123.06	508.84	09/27/2023	P	1		1370	5	20	LUBINSKI JO
2023-5-0008253	01	384.51	0.00	0.00	0.00		124.33	508.84	09/11/2023	P	1		1355	10	20	ASTOLFI TIN
2023-5-0008255	01	385.16	0.00	0.00	0.00		123.68	508.84	09/29/2023	P	1		1373	2	20	WRENN JUDIT
2023-5-0008256	01	990.24	0.00	24.00	0.00		47.04	1,061.28	09/07/2023	P	1	O	1353	2	20	NACHILO CHE
2023-5-0008257	01	385.18	0.00	0.00	0.00		123.66	508.84	09/11/2023	P	1		1354	4	20	LEVINE JACK
2023-5-0008261	01	385.18	0.00	0.00	0.00		123.66	508.84	09/25/2023	P	1		1367	10	20	BANYACSKY A
2023-5-0008267	01	385.18	0.00	0.00	0.00		123.66	508.84	09/22/2023	P	1		1366	4	20	FERRARE DAV
TOT ASSM		35,769.22	0.00	96.00	0.00		9,432.71	45,297.93								
TOT YR 2023		35,769.22	0.00	96.00	0.00		9,432.71	45,297.93								
TOT CUR/YR COLL.		35,769.22	0.00	96.00	0.00		9,432.71	45,297.93								
TOT BACK/YR COLL.		733.83	143.10	0.00	0.00		283.85	1,160.78								
TOT ACTIVE		36,503.05	143.10	96.00	0.00		9,716.56	46,458.71								
GRAND TOTAL		36,503.05	143.10	96.00	0.00		9,716.56	46,458.71								
CITY		CURRENT:	45,297.93	BACK	:		1,160.78									

RECEIPT TOTAL      46,458.71  
 CASH TOTAL      1,526.52  
 CHANGE TOTAL      0.00

-----  
 CASH BALANCE      1,526.52  
 CHECK TOTAL      44,932.19  
 CREDIT TOTAL      0.00  
 DEBIT TOTAL      0.00  
 DEPOSIT TOTAL      46,458.71      \*\*\* (EXCLUDE CREDIT AND DEBIT CARD)  
 -----  
 DEPOSIT TOTAL      46,458.71



**TRANSFERS  
TOWN OF BEACON FALLS**

MONTHLY REPORT BY BILLING YEAR    CASH: CITY    Date: 10/02/2023    Pay Date: 09/01/2023 To 09/30/2023    Time: 11:09:24    Page: 4  
 Condition: Year From: 2007 TO 2023    District: All Term#    Total Only: NO    Bill Type: 05 ASSM    Susp/Credit: ALL    Cycle #: 00 TO 00  
 Recap Option: Year Type

BILL #	S-D	CITY Gross	INTEREST Exmpt	LIEN Net	FEES	BINT Tax	TOTAL	DATE PAID	K	TP	OVR	BATCH	TRANS#	TERM#	NAME
N 2023-5-0008229	01	123.66	0.00	0.00	0.00	0.00	123.66	09/19/2023	#T	TP 1		499	2	10	Y BOTTICELLO
N 2023-5-0008229	01	0.00	0.00	0.00	0.00	-123.66	-123.66	09/19/2023	#T	TF 1		499	1	10	Y BOTTICELLO
<b>TOT ASSM</b>		123.66	0.00	0.00	0.00	-123.66	0.00								
<b>TOT YR 2023</b>		123.66	0.00	0.00	0.00	-123.66	0.00								
<b>TOT ACTIVE</b>		123.66	0.00	0.00	0.00	-123.66	0.00								
<b>GRAND TOTAL</b>		123.66	0.00	0.00	0.00	-123.66	0.00								
TRANSFERS		123.66	0.00	0.00	0.00	-123.66	0.00								
CITY		CURRENT:	0.00	BACK	:	0.00									

RECEIPT TOTAL	0.00	
CASH TOTAL	0.00	
CHANGE TOTAL	0.00	
-----		
CASH BALANCE	0.00	
CHECK TOTAL	0.00	
CREDIT TOTAL	0.00	
DEBIT TOTAL	0.00	
DEPOSIT TOTAL	0.00	*** (EXCLUDE CREDIT AND DEBIT CARD)
-----		
DEPOSIT TOTAL	<u>0.00</u>	

# END OF MONTH BALANCING

## SEPTEMBER 2023

Last Months Uncollected Tax on GRBBS-		<u>\$ 8,841,313.63</u>
Subtract TAX collected on CASH REPORT for Month-		<u>\$ 200,366.91</u>
	Subtotal	<u>\$ 8,640,946.72</u>
Add in Bounced Checks (Tax Column only)		<u>\$ 0</u>
	Subtotal-	<u>\$ 8,640,946.72</u>
Add in Refunds (Tax Column only)		<u>\$ 5,149.68</u>
	Subtotal-	<u>\$ 8,646,096.40</u>
Adjustments-Add if net is increase		<u>\$ +3,085.85</u>
-Subtract if net is Decrease		<u>\$</u>
	Subtotal-	<u>\$ 8,649,182.25</u>
Transfers-Add if tax amount is negative		<u>\$</u>
-Subtract if positive	Subtotal-	<u>\$</u>
Suspense put on as of -subtract		<u>\$</u>
	Subtotal-	<u>\$ 8,649,182.25</u>
Current Month Uncollected Tax on GRBBS-		<u>\$ 8,649,182.25</u>
	Difference	<u>(\$0)</u>

# BEACON FALLS PUBLIC LIBRARY

*LEARN...PARTICIPATE...ENJOY*

10 Maple Avenue, Beacon Falls, Connecticut 06403

(203) 729 – 1441 < > Fax: (203) 729 – 4927

[bfplct@gmail.com](mailto:bfplct@gmail.com)



**September 7, 2023**

Dear Members of the Board of Selectman

I am pleased to present our library's August 2023 Service Report and Financial Report.

This report provides an overview of our activities and financial status for the month.

## **August Service Report Highlights:**

**Program Diversity:** In August, the library offered diverse programs to cater to various age groups and interests. These programs included:

- **Adult Programs:** Six adult programs, including the True Crime Book Club, ravioli making, a craft session with seniors at the senior center, and the successful debut of a clothing swap for children and women.
- **Children's Programs:** A total of 18 programs for children, featuring activities such as arts and crafts, Preschool Story Time, United Day School visits, Movies & Munchies, Little University, and a music program with Mr. Lobster.
- **Teen Program:** Teens enjoyed an art craft session.
- **Family Programs:** Families participated in a fun-filled "Nailed It" cupcake decorating event.

**Technology Utilization:** Our library continues to be a hub for technology use, with computer usage up by 26% compared to last year.

**Digital Engagement:** Our online presence remains strong, with website visits up by 161%.



**Community Outreach:** Our commitment to inclusivity is demonstrated by five homebound deliveries, ensuring that library services reach every community member.

**August FY 22\_23 Financial Report Highlights:**

- **Budget Expenditure:** As of August, we have expended 13% of the library's budget for 2023-2024.

**Summer Reading Program:**

August marked the conclusion of our Summer Reading Program, which saw enthusiastic participation from 199 individuals. Collectively, they read an impressive 37,440 minutes. The Summer Reading Jamboree was a resounding success, with the St. Michael's Men's Club generously providing hotdogs, hamburgers, and Ice Cream Emergency provided the desserts. The event received overwhelmingly positive feedback from our community. Looking ahead, we have an exciting lineup of programs planned for the fall season, reaffirming our commitment to serving our community's diverse needs and interests. Thank you for your continued support of our library.

Sincerely,



Elizabeth Setaro-Posick

Library Director

August  
Service Report 2023-2024

**PROGRAM ATTENDANCE**

	THIS MONTH	YTD	Same month last year	PRIOR YTD	% change from last year to this year
ADULTS AT ADULT PROGRAMS	127	376	301	642	-41.4%
ADULTS AT CHILD PROGRAMS	174	278	101	333	-16.5%
CHILD PARTICIPANTS	407	840	320	946	-11.2%
<b>TOTAL</b>	<b>708</b>	<b>1494</b>	<b>722</b>	<b>1921</b>	<b>-22.2%</b>
# of CHILDREN/YA/FAMILY PROGRAMS	24	53	21	51	3.9%
avg # children at child programs	16.96	31.8894	15.24	36 1/9	-11.7%
# of ADULT PROGRAMS	8	19	8	14	35.7%
avg # adults at adults programs	15.88	38.5114	37.63	94 1/2	-59.2%

**LIBRARY SERVICES**

	THIS MONTH	YTD	Same month last year	PRIOR YTD	% change from last year to this year
COMPUTER USAGE (HRS)	36	70 5/8	38 3/7	56 2/9	25.6%
COMPUTER (#PEOPLE)	19 1/3	61 2/7	56	95	-35.5%
WEB SITE VISITS	2774	6152	961	2361	160.6%
VOLUNTEER HOURS	64 1/2	96 1/2	24 1/2	44	119.3%
HOMEBOUND DELIVERIES	5	5	0	1	400.0%
Notary Services	14	15	9	33	-54.5%

**CIRCULATION OF MATERIALS**

	THIS MONTH	YTD	Same month last year	PRIOR YTD	change from last year YTD
ADULT	502	931	544	1033	-9.9%
YOUNG ADULT	46	83	94	218	-61.9%
JUVENILE	716	1480	772	1566	-5.5%
AUDIO BOOKS (CDs)	24	38	20	43	-11.6%
DOWNLOADABLE AUDIOBKs	192	383	150	427	-10.3%
DIGITAL MUSIC DOWNLOADS	4	4	0	0	400.0%
ADULT VIDEO	118	212	136	300	-29.3%
JUVENILE VIDEO	32	82	56	125	-34.4%
DIGITAL VIDEO DOWNLOADS	8	13	2	3	333.3%
E-BOOKS	185	354	148	436	-18.8%
LIBRARY PASSES	1	4	4	4	.0%
OTHER	1	12	5	11	9.1%
<b>TOTALS</b>	<b>1829</b>	<b>3596</b>	<b>1931</b>	<b>4166</b>	<b>-13.7%</b>
<b>(included in above)</b>					
ILL-BORROWED	331	560	349	663	-15.5%
ILL-LENT	172	362	151	285	27.0%
CONNECTICARD LOANS	100	182	109	190	-4.2%

**REGISTRATION THIS MONTH**

	EXPIRED	NEW	YTD (NEW)	PRIOR YTD (NEW)	% change from last year to this year
ADULT	14	47	77	76	1.3%
CHILDREN	3	6	16	21	-23.8%
<b>TOTALS</b>	<b>17</b>	<b>53</b>	<b>93</b>	<b>97</b>	<b>-4.1%</b>

August  
2023-2024 financial report

Library Accts #10-69	THIS MONTH	YTD	PRIOR YTD	REMAINING BUDGET	% of LINE ITEM EXPENDE D
#1010 FULL TIME	\$13,378.85	\$19,819.46	\$19,440.36	\$151,813.54	11.55%
#1019 PART TIME	\$1,398.75	\$2,039.99	\$1,786.25	\$13,560.01	13.08%
#1060 COMPUTER	\$591.02	\$848.52	\$3,740.01	\$5,901.48	12.57%
#1170 LIBRARY MATERIALS	\$3,136.33	\$5,238.63	\$4,697.94	\$23,761.37	18.06%
#1800 PROF. DEVEL.	\$42.49	\$42.49	\$0.00	\$957.51	4.25%
#1805 PROGRAMMING	\$1,507.03	\$2,966.03	\$3,229.24	\$8,783.97	25.24%
#1807 COPIER LEASES	\$82.52	\$135.52	\$106.00	\$684.48	16.53%
<b>TOTAL</b>	<b>\$20,136.99</b>	<b>\$31,090.64</b>	<b>\$32,999.80</b>	<b>\$205,462.36</b>	<b>13.14%</b>

PETTY CASH

BEG. BALANCE	\$50.00
ADD'L FUNDS	\$153.00
MINUS EXPENSES	\$153.00
<b>TOTAL</b>	<b>\$50.00</b>

Damaged/Lost Library materials	\$49.50
Fax	\$27.00
Late Video	
Printing	\$76.50
Replaced Library cards	
<b>PETTY CASH TOTAL</b>	<b>\$153.00</b>

Liberty Bank CD \$11,456.99

CHECKING ACCT. \*\*\*\*

BEG. BALANCE	\$4,522.00
ADD'L FUNDS	\$153.00
MINUS EXPENSES	\$110.97
<b>TOTAL</b>	<b>\$4,564.03</b>

<u>Deposits</u>	
Fax	\$20.00
Printing	\$25.50
Lost Material	\$27.50
Fax	\$7.00
Printing	\$51.00
Lost Material	\$22.00

Expenses

Crystal Rock	\$10.97
ACLB	\$100.00

# BEACON FALLS PUBLIC LIBRARY

LEARN...PARTICIPATE...ENJOY

10 Maple Avenue, Beacon Falls, Connecticut 06403

(203) 729 – 1441 ◊ Fax: (203) 729 – 4927

[bfplct@gmail.com](mailto:bfplct@gmail.com)



October 2, 2023

Dear members of the Board of Selectmen,

I am pleased to provide you with library highlights from September.

In September 2023, the library continued its commitment to providing a diverse range of programs and activities catering to patrons of all age groups. The following report outlines the various programs hosted during the month, including details on adult, teen, child, and family activities.

## **Adult Programs:**

*True Crime Book Club:* Engaging discussions surrounding true crime literature.

*Memory Jars:* A creative and reflective craft activity.

*Craft at the Senior Center:* A community outreach initiative to foster creativity among seniors.

*Fiber Arts Club:* Promoting the art of fiber crafts and social interaction.

*Art Reception Featuring Paintings by Eva Newell:* Showcasing local art talent and encouraging artistic appreciation.

## **Teen Programs:**

*Poetry Workshop:* Encouraging young poets to explore their creative potential.

*Painting Craft:* A hands-on craft activity to nurture artistic expression.

## **Child Programs:**

A total of 15 child programs were organized in September, catering to young library enthusiasts. These programs included:

*Preschool Storytime*: Fostering early literacy skills through engaging storytelling sessions.

*Homeschool Co-op*: Providing educational support to homeschooling families.

*Little University*: Interactive early learning sessions for toddlers.

*Graphic Novel Book Club*: Promoting the love of reading through graphic novels.

*Art Exploration*: Encouraging artistic exploration among children.

*S.T.E.M. Activities*: Hands-on science, technology, engineering, and math experiences.

**Family Program:**

*Junk in the Trunk*: A family-oriented activity involving a free item swap, promoting community engagement and sustainability.

The library's September programs were met with enthusiasm and participation from patrons across all age groups. We remain dedicated to providing engaging and educational opportunities for our community, and we look forward to continuing this trend in the months to come.

**Areas of note regarding the September FY (Fiscal Year) 22\_23 Financial Report:**

- The current amount expended is unavailable at this time due to the change in the meeting date.

Due to the meeting being moved ahead one week, the service and financial reports for September will be submitted at the November meeting.

Thank you for your continued support.

Sincerely,



Elizabeth Setaro-Posick  
Library Director

To Mr Gerard Smith first selectman

From : Peter J. Colon

Date oct 2

Re: Month sept 1st to 30

9/1/23 sanitized building knobs rails and hallways removed tv from one wall to other put another tv front room moved shelf 10 inches up moved banner foot

9/5/23 Sanitized building knobs and hand rails put up shelf for wee game plaster holes

9/6/23 sanitized building and hallways rails knobs sanded painted wall area compounded

9/7/23 sanitized bldg hallways rails knobs checked all fire exstigushers townhall senior center and all emergency lighting

9/8/23 sanitized building hallways rails knobs went around terminator 3 buildings went to food bank with seniors load unload van

9/11/23 sanitized bldg hallway rails knobs cleaned grease trap senior center

9/12/23 Sanitized building hallways knobs rails cleaned filters top stove

9/13/23 sanitized building hallways rails unclog bowl mens room townhall put bulb eievator

9/14/23 sanitized building hallways knobs rails set up for bingo

9/15/23 sanitized bldg hallways rails changed bag recycables meet with brandon to fix computers senior center

9/18/23 sanitized building rails knobs meet with alarm company check entire system senior center all ok

9/19/23 sanitized building rails knobs dropped off bad computers in electronics at public works

9 /20/23 sanitized building hallways knobs meet with fire marshal inspected emergency lighting fire exstighshers found boiler

Room boxes moved same day out of room and library books blocking front emergency exit moved same day

9/21/23 sanitized building hallways knobs changed two light bulbs police station

9/22/23 sanitized building hallways knobs sink clogged ladies room left side

TURN  
OVER 

9/25/23 sanitized bldg rails knobs meet with boiler state inspector senior center

9/26/23 sanitized bldg rails knobs broke up alote boxes put in recyclable pail

9/27/23 sanitized building rails knobs

9/28/23sanitized bldg rails knobs some one threw bunch house garbage in pails out side took bags put in container behind fire house no address spoke to leclair air condition heating for maintenance on boiler and filters for all three buildings

9/29/23 sanitized building rails knobs raining cleaned exzhaust motor fan mens room making noise and cleaned ladies room too unclog filter dish washer senior center does not include any cleaning

Peter j colon

A handwritten signature in black ink that reads "Peter J. Colon". The signature is written in a cursive style with a horizontal line under the "n" in "Colon".



**Town of Beacon Falls**  
**Economic Development Commission**  
**Special Meeting Minutes**  
**10 Maple Avenue Beacon Falls, CT 06403**  
**C/O Town Clerk**  
**(Subject to Revision)**

**Members Present:** Jack Betkoski (**JB**), David Pokras (**DAP**), Robert Desrochers (**RD**) Edward Mulvihill (**EM**), Edward Korzon (**EK**)

**Members Absent:** Victor Lembo (**VL**) and Dennis Phipps (**DP**)

**Others Present:** 2 members of the public and Selectman, Michael Krenesky (**MK**)

**1. Call to Order /Pledge of Allegiance/Roll Call:**

**JB** called the meeting to order at 6:54 PM and led the assembled in the pledge of allegiance.

**2. Read and Approve Minutes from Previous Meetings:**

Motion made to approve the minutes from the 7/31/23 special meeting by **DAP/RD**. All ayes.

**3. Comments from the Public:**

Joe Rodorigo (**JR**) – Bonna St. – Discussed Lancaster Dr. Fire School property with the board. **JR** mentioned a Planning & Zoning hearing scheduled for 9/21/23 to discuss a zone change of the Pent Road lot 75. **JR** noted that this zone change would be detrimental to the economic development of the Town of Beacon Falls. The history of the Lancaster Dr. Fire School project was discussed.

*EM entered the meeting at 6:57 PM.*

The Economic Development Commission has noted they are not in favor of this zone change due to the detriment to the town it would bring. This zone change would bring undesirable business to the area in question and the surrounding areas.

A **motion** to oppose the zone change of 75 Pent Road from IPZ to IPD was made by **EM** and seconded by **DAP**—all ayes.

A **motion** to request utilities be brought from Lancaster Dr. to Pent Road was made by **EM** and seconded by **DAP**—all ayes.

The clerk will submit this set of minutes as official correspondence to the Planning & Zoning Commission at their September 21, 2023, public hearing to be read into the record.

**JR** exited the meeting at 7:16 PM

**4. Correspondence:**

None

**5. Old Business:**

a. **Main Street:** **JB** noted that the Bank building is improving. **JB** mentioned the grand opening of Mindfit Karate School.

b. **Beacon Falls Market Space:** **JB** noted that the owner has decided to forgo retail business and pursue residential rental. Discussion followed regarding the process to achieve this projected goal. The Tap Room was discussed. The building is looking much better.

c. **Naugatuck Valley Regional Development Corp. – Other Updates:** No updates.

d. **Local Business:** **JB** mentioned a plan to host a local business breakfast—**JB** and the clerk to plan the event. **JB** will reach out to the owner of the Tap Room to discuss potentially hosting it there.

e. **Community Project Updates:** **MK** updated the board with the status of the procurement of the Rimmon School House. **MK** and the clerk updated the board on the status of the Community-Senior-Center-Library project. **MK** reviewed the status of the Burton Road project. The wrought iron fence is expected to be installed next. The landscaping has been completed surrounding the sidewalk.





**Town of Beacon Falls  
Economic Development Commission  
Special Meeting Minutes  
10 Maple Avenue Beacon Falls, CT 06403  
C/O Town Clerk  
(Subject to Revision)**

**6. New Business:**

- a. **Revision of 2023 Economic Development Commission Schedule:** Motion to revise the Economic Development Commission annual meeting schedule to change the start time to 6:30 PM and submit the revised schedule to the state and Town Clerk. **EM/DAP.** All ayes.
- b. **Local Business Plan:** No updates.

**7. Grant News /Update/EDC Coordinator Update:** No updates

**8. Payment of Bills:** None

**9. Adjournment**

A motion was made to adjourn the meeting at 7:41 PM **EK/DAP**, all ayes.

Respectfully submitted,

**Lauren A. Fennell**  
Clerk, EDC





STATE OF CONNECTICUT  
DEPARTMENT OF AGRICULTURE  
450 COLUMBUS BOULEVARD, SUITE 702  
HARTFORD, CT 06103

# MUNICIPAL ANIMAL CONTROL OFFICERS REPORT

PAGE 1 OF 4 PAGES

ANIMALS DISPOSED OF THIS MONTH ONLY - FILL IN TOTALS ON PAGE ONE ONLY									
SOURCE	REDEEMED	SOLD AS PET	D.O.A.	EUTHANIZED	TOTAL	TOTAL COMPLAINTS INVESTIGATED	TOTAL ANIMAL BITES	TOTAL INFRACTIONS/SUMMONS	
IMPOUNDED ANIMALS ONLY	6	8	2	2	14	W-82 D-21 S-50 DF-9	3	1	

TOWN Woodbridge, Bethel, Seymour, Beacon Falls  
MONTH August  
YEAR 2023

FILL IN THIS SECTION ON PAGE ONE ONLY OF THIS REPORT. USE THE FIRST PAGE TO LIST ANIMALS CARRIED OVER FROM LAST MONTH. START A NEW PAGE FOR ANIMALS IMPOUNDED THIS MONTH.

NUMBER	DATE IN	AD DATE	DATE OUT	COMPLAINANT NAME AND ADDRESS	TYPE OF COMPLAINT	DESCRIPTION OF ANIMAL INCLUDE - BREED, COLOR, SEX, AGE AND LICENSE # IF APPLICABLE	NAME AND ADDRESS OF OWNER OR KEEPER	REDEEMED	SOLD AS PET	D.O.A.	EUTH.	CARRY OVER
21	065 <sup>W</sup> 5/26	N/A		Loretta Vinson 28 Brooks #1 Br. Hills Vt	Owner Surrender	(N/M) Pitbull mix Red & White 5 1/2 yrs						X
21	130 <sup>S</sup> 11/30	N/A		Elisa Souza 98 Jack Hill Rd Oxford	Stray (Cvs Seymour West Rd)	(N/M) Cattle dog mix Black & White, tan 2 1/2						X
22	004 <sup>W</sup> 1/29	N/A		Dorothy Charbennu 10 Gunshot Rd Waterford	Owner Surrender	(S/F) Am. Bully mix Tan & white 4 yrs +/-						X
22	039 <sup>B</sup> 4/11	N/A		Luis Vega 41 South 3rd St. Meriden	Owner Surrender	(I/M) Cane Corso Blue 4+ yrs old						X
23	027 <sup>W/F</sup> 2/27	N/A		State of CT 392 Lupus Rd Beacon Falls	Owner Surrender	(I/F) DSH Tortoise orange strip right side of face	Dore Smooke 23 Penny Lane Woodbridge		X			
23	030 <sup>W/F</sup> 2/24	N/A	8/15	State of CT 392 Lupus Rd Beacon Falls	Owner Surrender	(I/F) DSH Black 2 1/2 yrs	Taylor Smooke 23 Penny Lane Woodbridge		X			
23	040 <sup>W/F</sup> 2/25	N/A		State of CT 392 Lupus Rd Beacon Falls	Owner Surrender	(I/F) DSH Tortoise half orange face/nose 2 1/2						X
23	045 <sup>W/F</sup> 3/2	N/A		State of CT 392 Lupus Rd Beacon Falls	Owner Surrender	(I/F) DSH Black 2 1/2 yr						X
23	046 <sup>W/F</sup> 3/8	N/A		State of CT 392 Lupus Rd Beacon Falls	Owner Surrender	(N/M) DSH orange & white 2 1/2 yrs						X
23	072 <sup>S</sup> 5/21	5/23	8/8	Jasmin Quinn 18 Orchard Street West Haven	Stray Rimmer Road	(I/F) American Staffordshire White & Blue 5 +/-	Christine Spulander 72 Old Wood Road Clinton		X			
23	083 <sup>W</sup> 5/30	N/A	8/22	Joe Abdelmasch Bradley Road Woodbridge	Owner Surrender	(S/F) DSH Tuxedo Black & white 3 +/-	Margaret Shue 263 Cook Rd Prospect		X			
23	084 <sup>W</sup> 5/30	N/A	8/22	Joe Abdelmasch Bradley Road Woodbridge	Owner Surrender	(N/M) DSH Tiger white/grey & tan	Margaret Shue 263 Cook Rd Prospect		X			

PERSONALLY APPEARED AND MADE OATH TO THE TRUTH OF THE STATEMENTS IN THIS REPORT				SIGNATURE OF M.A.C.O.				TOTALS FOR THIS PAGE ONLY.		0	5	0	0	7
PRINT M.A.C.O.'S NAME										6	8	0	0	24
STATE OF CONNECTICUT COUNTY OF:		DATE	NOTARY PUBLIC (Signature)	MY COMMISSION EXPIRES		TOTALS FOR THIS MONTHS REPORT. FILL IN TOTALS ON PAGE ONE ONLY.								





STATE OF CONNECTICUT  
DEPARTMENT OF AGRICULTURE  
450 COLUMBUS BOULEVARD, SUITE 702  
HARTFORD, CT 06103

# MUNICIPAL ANIMAL CONTROL OFFICERS REPORT

PAGE 2 OF 4 PAGES

TOWN Woodbridge, Bethany, Seymour, Berlin Falls

MONTH August

YEAR 2023

FILL IN THIS SECTION ON PAGE ONE ONLY OF THIS REPORT. USE THE FIRST PAGE TO LIST ANIMALS CARRIED OVER FROM LAST MONTH. START A NEW PAGE FOR ANIMALS IMPOUNDED THIS MONTH.

ANIMALS DISPOSED OF THIS MONTH ONLY - FILL IN TOTALS ON PAGE ONE ONLY

SOURCE	REDEEMED	SOLD AS PET	D.O.A.	EUTHANIZED	TOTAL	TOTAL COMPLAINTS INVESTIGATED	TOTAL ANIMAL BITES	TOTAL INFRACTIONS/SUMMONS
IMPOUNDED ANIMALS ONLY								

NUMBER	DATE IN	AD DATE	DATE OUT	COMPLAINANT NAME AND ADDRESS	TYPE OF COMPLAINT	DESCRIPTION OF ANIMAL INCLUDE - BREED, COLOR, SEX, AGE AND LICENSE # IF APPLICABLE	NAME AND ADDRESS OF OWNER OR KEEPER	REDEEMED	SOLD AS PET	D.O.A.	EUTH.	CARRY OVER
23	087 <sup>W</sup> 6/09	6/10		Malka Goldberger 5 Tanglewood Rd Woodbridge	Roaming/Stray	(I/F) Pitbull mix Grey & white 1 1/2-2 +/- yrs						X
23	091 <sup>W</sup> 6/23	N/A		Ansonia Animal Control Clinton Road Ansonia	Roaming/Stray	(S/F) Pitbull mix Red & white 2 +/- yrs						X
23	097 <sup>V</sup> 7/4	N/A	8/17	Andrew Kosakowski 327 Cameron Dr. Bristol	Owner Surrender	(I/F) Aussie Mix 3 1/2 +/- Red Brindle & white	Jason Prater 230 Main Street Wallingford		X			
END OF CARRY OVERS												
23	107 <sup>B</sup> 8/1	N/A	8/1	Monica Rahman 777 Amity Rd Bethany	Roaming	(S/F) Mini Aussie Black & Tan 2 +/- yrs	Tara AK Soy 60 Rainbow Rd Bethany	X				
23	108 <sup>S</sup> 8/4	N/A	8/4	Ryan Wolyniec 25 Holbrook Rd Seymour	Roaming/Stray	(S/F) Beagle Tan, white & black 8 +/- yrs	Megan Campbell 15 Holbrook Rd Seymour	X				
23	109 <sup>B</sup> 8/9	N/A		Maggie Duke 369 Bethmar Rd Bethany	Owner Surrender	(I/M) OSH Black & white 5 months +/- yrs						X
23	110 <sup>B</sup> 8/9	N/A		Maggie Duke 369 Bethmar Rd Bethany	Owner Surrender	(I/F) OSH Black & white 5 months +/- yrs						X
23	111 <sup>B</sup> 8/9	N/A		Maggie Duke 369 Bethmar Rd Bethany	Owner Surrender	(I/F) OSH Black & white All black face 5 weeks +/-						X
23	112 <sup>B</sup> 8/9	N/A		Maggie Duke 369 Bethmar Rd Bethany	Owner Surrender	(I/M) OSH Black & white All white face 5 weeks +/-						X

PERSONALLY APPEARED AND MADE OATH TO THE TRUTH OF THE STATEMENTS IN THIS REPORT SIGNATURE OF M.A.C.O. \_\_\_\_\_

PRINT M.A.C.O.'S NAME \_\_\_\_\_ TOTALS FOR THIS PAGE ONLY: 2 1 0 0 6

STATE OF CONNECTICUT COUNTY OF: \_\_\_\_\_ DATE: \_\_\_\_\_ NOTARY PUBLIC (Signature): \_\_\_\_\_ MY COMMISSION EXPIRES: \_\_\_\_\_ TOTALS FOR THIS MONTHS REPORT. FILL IN TOTALS ON PAGE ONE ONLY.





STATE OF CONNECTICUT  
DEPARTMENT OF AGRICULTURE  
450 COLUMBUS BOULEVARD, SUITE 702  
HARTFORD, CT 06103

# MUNICIPAL ANIMAL CONTROL OFFICERS REPORT

PAGE 3 OF 4 PAGES

FILL IN THIS SECTION ON PAGE ONE ONLY OF THIS REPORT. USE THE FIRST PAGE TO LIST ANIMALS CARRIED OVER FROM LAST MONTH. START A NEW PAGE FOR ANIMALS IMPOUNDED THIS MONTH.

ANIMALS DISPOSED OF THIS MONTH ONLY - FILL IN TOTALS ON PAGE ONE ONLY									
SOURCE	REDEEMED	SOLD AS PET	D.O.A.	EUTHANIZED	TOTAL	TOTAL COMPLAINTS INVESTIGATED	TOTAL ANIMAL BITES	TOTAL INFRACTIONS/SUMMONS	
IMPOUNDED ANIMALS ONLY									

TOWN Woodbridge  
Bethany Seymour  
Beacon Falls

MONTH August

YEAR 2023

NUMBER	DATE IN	AD DATE	DATE OUT	COMPLAINANT NAME AND ADDRESS	TYPE OF COMPLAINT	DESCRIPTION OF ANIMAL INCLUDE - BREED, COLOR, SEX, AGE AND LICENSE # IF APPLICABLE	NAME AND ADDRESS OF OWNER OR KEEPER	REDEEMED	SOLD AS PET	D.O.A.	EUTH.	CARRY OVER
23	113 <sup>B</sup>	8/9	N/A	Maggie Duke 369 Bethmar Rd Bethany	owner surrender	(I/M) DSH Black & white Black patch sides face Swks						X
23	114 <sup>A</sup>	8/9	N/A	Maggie Duke 369 Bethmar Rd Bethany	owner surrender	(I/M) DSH black & white white tip on ear Swks	Kristina Palucci 55 Grant Place Stratford		X			
23	115 <sup>B</sup>	8/9	N/A	Maggie Duke 369 Bethmar Rd Bethany	owner surrender	(I/M) DSH Black & white black around eyes Swks						X
23	116 <sup>BF</sup>	8/18	N/A	BF PD 119 N. Main St, Beacon Falls	Roaming	(S/F) Shitzu mix cream, 2 yrs +/-	Erica Mizzoni 556 Burton Rd, Beacon Falls	X				
23	117 <sup>S</sup>	8/22	N/A	Kim Webb 297 Bank St, Seymour	owner surrender	(N/M) Pekinese Mix, Tan w/white, 2 yrs.						X
23	118 <sup>W</sup>	8/23	N/A	Brett Calistro 838 Fountain Street Woodbridge	owner surrender	(I/M) DSH Orange Tabby Bob tail 4 months +/- yr						X
23	119 <sup>W</sup>	8/23	N/A	Brett Calistro 838 Fountain Street Woodbridge	owner surrender	(I/M) DSH Orange Tabby White on chin 4 months +/-						X
23	120 <sup>W</sup>	8/23	N/A	Brett Calistro 838 Fountain Street Woodbridge	owner surrender	(I/M) DSH Orange Tabby 4 months +/-						X
23	121 <sup>BF</sup>	8/25	8/26	Beacon Falls PD Pent Rd Beacon Falls	stray	(I/M) Chihuahua Tan 4 +/- yrs						X
23	121 <sup>S</sup>	8/27	N/A	Seymour PD 60 Davis Street Seymour	stray	(N/M) shitzu/hasa mix white & grey 7 +/- yr	Debra Arnold 52 Steephill Rd Seymour	X				
23	122 <sup>W</sup>	8/27	N/A	Ellie Harney 1665 Litchfield Turnpike chip # 985112011589146	stray	(N/M) Retriever mix Tan 3 +/- yrs	Zimei Zhang 70 Acorn Hill Rock Woodbridge	X				
23	123 <sup>S</sup>	8/27	N/A	Edward Grande 347 South Main St Seymour	safe keeping	(P/F) Old Heeler - mix Black tan & white 9 months +/-						X

PERSONALLY APPEARED AND MADE OATH TO THE TRUTH OF THE STATEMENTS IN THIS REPORT

SIGNATURE OF M.A.C.O.

PRINT M.A.C.O.'S NAME

TOTALS FOR THIS PAGE ONLY.

3 1 0 0 8

STATE OF CONNECTICUT  
COUNTY OF:

DATE

NOTARY PUBLIC (Signature)

MY COMMISSION EXPIRES

TOTALS FOR THIS MONTHS REPORT. FILL IN TOTALS ON PAGE ONE ONLY.





STATE OF CONNECTICUT  
DEPARTMENT OF AGRICULTURE  
450 COLUMBUS BOULEVARD, SUITE 702  
HARTFORD, CT 06103

# MUNICIPAL ANIMAL CONTROL OFFICERS REPORT

PAGE 4 OF 4  
TOWN Woodbridge, Bethany, Seymour, Deacon Falls  
MONTH August  
YEAR 2023

ANIMALS DISPOSED OF THIS MONTH ONLY						FILL IN TOTALS ON PAGE ONE ONLY		
SOURCE	REDEEMED	SOLD AS PET	D.O.A.	EUTHANIZED	TOTAL	TOTAL COMPLAINTS INVESTIGATED	TOTAL ANIMAL BITES	TOTAL INFRACTIONS/SUMMONS
IMPOUNDED ANIMALS ONLY								

FILL IN THIS SECTION ON PAGE ONE ONLY OF THIS REPORT. USE THE FIRST PAGE TO LIST ANIMALS CARRIED OVER FROM LAST MONTH. START A NEW PAGE FOR ANIMALS IMPOUNDED THIS MONTH.

NUMBER	DATE IN	AD DATE	DATE OUT	COMPLAINANT NAME AND ADDRESS	TYPE OF COMPLAINT	DESCRIPTION OF ANIMAL INCLUDE - BREED, COLOR, SEX, AGE AND LICENSE # IF APPLICABLE	NAME AND ADDRESS OF OWNER OR KEEPER	REDEEMED	SOLD AS PET	D.O.A.	EUTH.	CARRY OVER
23	124 <sup>v</sup>	8/29	8/30	Princess Langlois 116 Aspen Lane Trumbull	Owner "Sinner" surrender	(I/m) DSH Orange & white April 5mths	Ralph Langlois 116 Aspen Ln, Trumbull		X			
23	125 <sup>w</sup>	8/31		Karen Moller 333 Bethmar Rd Bethany	Stray Derby Ave Orange	(S/F) Terrier mix Tan 3 1/2 yrs	Hector Vazquez 295 Derby Ave Orange	X				
23	126 <sup>w</sup>	8/31		Faith Watkins Third St Hamden	Owner surrender	(I/m) Doodle mix Black & white 5mths						X
23	127 <sup>w</sup>	8/31		Simon & Lynn Mettler St Woodbridge	Stray kitten	(I/e) Maine Coon mix blk, tan & grey 5mths						X
23	128 <sup>w</sup>	8/31		Simon & Lynn Mettler St Woodbridge	Stray kitten	(I/e) Maine Coon mix blk, tan, grey, white on face 5mths						X

PERSONALLY APPEARED AND MADE OATH TO THE TRUTH OF THE STATEMENTS IN THIS REPORT

PRINT M.A.C.O.'S NAME: \_\_\_\_\_ SIGNATURE OF M.A.C.O.: \_\_\_\_\_

STATE OF CONNECTICUT COUNTY OF: \_\_\_\_\_ DATE: \_\_\_\_\_ NOTARY PUBLIC (Signature): \_\_\_\_\_ MY COMMISSION EXPIRES: \_\_\_\_\_

TOTALS FOR THIS PAGE ONLY: REDEEMED 1, SOLD AS PET 1, D.O.A. 0, EUTH. 0, CARRY OVER 3

TOTALS FOR THIS MONTHS REPORT. FILL IN TOTALS ON PAGE ONE ONLY.



Expenditure Summary

EXPENDITURE REPORT

REGIONAL SCHOOL DISTRICT

Report Description: Gen Oper Budget -OBJ.-EFS-DIST

Account Year: 24

Account Periods: 03 - 03

Dates: 09/01/2023 - 09/30/2023

Account Account Description	Original Budget	Adjusted Budget	YTD Encumbrance	Period Expended	YTD Expended	Available Balance	Percent
111 SALARIES, CERTIFIED STAFF	\$17,936,297.48	\$17,936,297.48	\$0.00	\$2,087,311.96	\$2,484,062.23	\$15,452,235.25	13.85
112 WAGES, SUPPORT STAFF	\$5,433,078.55	\$5,508,078.55	\$0.00	\$632,968.93	\$954,684.82	\$4,553,393.73	17.33
117 WAGES, HOMEBOUND/TUTORIAL	\$13,500.00	\$13,500.00	\$0.00	\$4,635.00	\$5,985.00	\$7,515.00	44.33
120 WAGES, EXTRA-CURR ACTIVITY	\$398,771.00	\$398,771.00	\$0.00	\$601.60	\$601.60	\$398,169.40	0.15
122 WAGES,SUBSTITUTE TEACHERS	\$191,000.00	\$191,000.00	\$0.00	\$26,072.76	\$26,072.76	\$164,927.24	13.65
130 OVERTIME WAGES	\$40,000.00	\$40,000.00	\$0.00	\$4,431.71	\$4,867.79	\$35,132.21	12.17
142 SALARY,SUM,SCH,CERT STAFF	\$132,560.00	\$132,560.00	\$0.00	\$2,857.50	\$119,844.83	\$12,715.17	90.41
144 SALARY,ADULT ED COOR	\$4,000.00	\$4,000.00	\$0.00	\$0.00	\$0.00	\$4,000.00	0.00
210 MEDICAL BENEFIT INSURANCE	\$5,247,987.00	\$5,247,987.00	\$0.00	\$519,144.82	\$542,527.84	\$4,705,459.16	10.34
220 FICA	\$689,111.00	\$689,111.00	\$0.00	\$78,969.23	\$118,568.72	\$570,542.28	17.21
221 TUITION REIMBURSEMENT	\$20,000.00	\$20,000.00	\$0.00	\$0.00	\$0.00	\$20,000.00	0.00
230 RETIREMENT BENEFIT	\$477,920.00	\$477,920.00	\$145,469.00	\$46,586.82	\$132,867.41	\$199,583.59	58.24
250 UNEMPLOYMENT COMPENSATION	\$20,000.00	\$20,000.00	\$0.00	\$0.00	\$0.00	\$20,000.00	0.00
260 WORKERS COMPENSATION INS	\$195,000.00	\$197,537.00	\$113,188.20	\$18,864.70	\$84,348.80	\$0.00	100.00
300 PURCH PROF & TECH SERVICE	\$859,466.00	\$859,466.00	\$485,128.73	\$41,810.91	\$113,146.03	\$261,191.24	69.61
301 PURCH. PROF.-PHYSICIAN	\$7,500.00	\$7,500.00	\$0.00	\$0.00	\$7,500.00	\$0.00	100.00
302 PURCHASED PROG.FINE ARTS	\$250.00	\$250.00	\$0.00	\$0.00	\$0.00	\$250.00	0.00
311 TREASURER/CLERK EXPENSES	\$10,395.35	\$10,395.35	\$0.00	\$489.50	\$734.25	\$9,661.10	7.06
313 ELECTION & REG MEET EXP	\$6,000.00	\$6,000.00	\$0.00	\$0.00	\$0.00	\$6,000.00	0.00
314 CABE POLICY SERVICE	\$1,500.00	\$1,500.00	\$0.00	\$0.00	\$0.00	\$1,500.00	0.00
320 PROFESS CONF & TRAVEL	\$33,622.00	\$33,622.00	\$1,995.00	\$0.00	\$0.00	\$31,627.00	5.93
322 IN SERVICE	\$7,500.00	\$7,500.00	\$0.00	\$0.00	\$0.00	\$7,500.00	0.00
326 GRADUATION EXPENSE	\$17,000.00	\$17,000.00	\$853.65	\$95.00	\$95.00	\$16,051.35	5.58
331 AUDIT SERVICES	\$44,000.00	\$44,000.00	\$0.00	\$0.00	\$6,200.00	\$37,800.00	14.09
332 LEGAL & LITIGATION FEES	\$25,000.00	\$25,000.00	\$0.00	\$0.00	\$0.00	\$25,000.00	0.00
341 DATA PROCESS & SCORING	\$2,000.00	\$2,000.00	\$0.00	\$0.00	\$0.00	\$2,000.00	0.00
421 RUBBISH DISPOSAL	\$55,150.00	\$55,150.00	\$33,949.71	\$5,656.93	\$12,652.79	\$8,547.50	84.50
422 SNOW REMOVAL	\$108,275.00	\$108,275.00	\$0.00	\$0.00	\$0.00	\$108,275.00	0.00
423 CONTRACTED GROUNDS CARE	\$157,775.00	\$169,960.00	\$117,086.26	\$52,873.74	\$52,873.74	\$0.00	100.00
432 REPAIR OF EQUIP,INSTRUCT	\$4,960.00	\$4,960.00	\$460.00	\$0.00	\$0.00	\$4,500.00	9.27
433 REPAIR OF EQUIP, NON-INST	\$26,857.10	\$26,857.10	\$13,877.00	\$0.00	\$0.00	\$12,980.10	51.67
434 REPAIR BLDGS - ELECTRICAL	\$17,400.00	\$14,900.00	\$7,744.99	\$4,123.79	\$4,556.49	\$2,598.52	82.56
435 REPAIR BLDGS - PLUMBING	\$21,900.00	\$17,400.00	\$0.00	\$4,515.93	\$4,864.43	\$12,535.57	27.96
436 REPAIR BLDGS - OTHER	\$27,000.00	\$43,608.00	\$23,838.00	\$6,806.70	\$8,006.70	\$11,763.30	73.02

**Expenditure Summary**

**EXPENDITURE REPORT**

REGIONAL SCHOOL DISTRICT

Report Description: Gen Oper Budget -OBJ.-EFS-DIST

Account Year: 24

Account Periods: 03 - 03

Dates: 09/01/2023 - 09/30/2023

Account Account Description	Original Budget	Adjusted Budget	YTD Encumbrance	Period Expended	YTD Expended	Available Balance	Percent
505 INTERNS	\$100,500.00	\$100,500.00	\$0.00	\$0.00	\$0.00	\$100,500.00	0.00
513 TRANSPORTATION, REG ELEM	\$983,688.50	\$983,688.50	\$883,778.90	\$99,909.60	\$99,909.60	\$0.00	100.00
514 TRANSPORTATION, REG HS	\$451,625.87	\$462,965.71	\$382,889.27	\$67,244.60	\$67,244.60	\$12,831.84	97.23
515 TRANSPORTATION, VO-TECH	\$99,740.18	\$99,740.18	\$92,988.88	\$6,751.30	\$6,751.30	\$0.00	100.00
517 TRANSP. SPEC ED IN DIST.	\$702,375.00	\$711,526.54	\$637,776.78	\$73,749.76	\$73,749.76	\$0.00	100.00
518 TRANSP. SPEC ED OUT DIST.	\$717,582.00	\$699,100.72	\$583,817.04	\$63,972.53	\$63,972.53	\$51,311.15	92.66
519 TRANSPORTATION	\$31,526.71	\$31,526.71	\$28,920.31	\$2,606.40	\$2,606.40	\$0.00	100.00
520 OTHER TRANS	\$3,000.00	\$3,000.00	\$3,000.00	\$0.00	\$0.00	\$0.00	100.00
521 PROPERTY/LIABILTY INSURAN	\$147,000.00	\$142,500.00	\$0.00	\$0.00	\$137,907.00	\$4,593.00	96.78
522 INTERSCHOOL ATHELETIC INS	\$14,000.00	\$12,242.00	\$0.00	\$0.00	\$12,242.00	\$0.00	100.00
526 LICENSING & FEES	\$100.00	\$271.00	\$0.00	\$0.00	\$271.00	\$0.00	100.00
530 COMMUNICATION	\$516,666.50	\$516,666.50	\$44,134.00	\$64,273.02	\$293,859.50	\$178,673.00	65.42
540 ADVERTISING	\$4,000.00	\$4,000.00	\$0.00	\$0.00	\$0.00	\$4,000.00	0.00
550 PRINTING & BINDING	\$62,892.00	\$62,892.00	\$0.00	\$7,557.12	\$8,227.51	\$54,664.49	13.08
561 TUITION, PUBLIC HIGH SCH	\$215,366.00	\$215,366.00	\$0.00	\$0.00	\$0.00	\$215,366.00	0.00
562 TUITION, SPEC ED PUBLIC	\$826,212.00	\$826,212.00	\$756,507.50	\$35,239.50	\$35,239.50	\$34,465.00	95.83
563 TUITION, SPEC ED NON PUB	\$1,626,227.00	\$1,551,227.00	\$647,215.91	\$63,480.59	\$88,456.44	\$815,554.65	47.43
565 TUITION, ADULT EDUCATION	\$4,000.00	\$4,000.00	\$0.00	\$0.00	\$0.00	\$4,000.00	0.00
582 LOCAL TRAVEL	\$25,705.00	\$25,705.00	\$0.00	\$1,712.81	\$3,392.88	\$22,312.12	13.20
590 MISC. PURCHASED SERVICES	\$156,380.00	\$156,380.00	\$30,849.00	\$20,648.08	\$20,648.08	\$104,882.92	32.93
609 DISTRICT WIDE TESTING	\$6,886.00	\$6,886.00	\$2,095.60	\$0.00	\$0.00	\$4,790.40	30.43
611 PROGRAM SUPPLIES	\$169,749.80	\$171,727.80	\$12,541.95	\$24,021.69	\$47,101.15	\$112,084.70	34.73
613 CUSTODIAL SUPPLIES	\$92,000.00	\$92,000.00	\$13,845.39	\$20,359.91	\$22,727.09	\$55,427.52	39.75
614 A-V SUPPLIES	\$22,548.00	\$22,548.00	\$8,344.72	\$3,338.73	\$3,785.78	\$10,417.50	53.80
616 EXTRA CURRICULAR SUPPLIES	\$11,000.00	\$11,000.00	\$2,000.00	\$225.00	\$225.00	\$8,775.00	20.23
617 MAINTENANCE SUPPLIES	\$33,722.00	\$33,722.00	\$4,162.77	\$4,623.19	\$9,485.61	\$20,073.62	40.47
618 WATER	\$57,200.00	\$57,200.00	\$15,392.42	\$2,435.54	\$6,139.36	\$35,668.22	37.64
621 NATURAL GAS	\$365,000.00	\$365,000.00	\$0.00	\$15,138.90	\$15,138.90	\$349,861.10	4.15
622 ELECTRICITY	\$742,000.00	\$736,207.02	\$443,834.68	\$37,245.18	\$72,835.34	\$219,537.00	70.18
623 BOTTLED GAS	\$22,350.00	\$22,350.00	\$40,219.71	\$526.02	\$1,201.47	-\$19,071.18	185.33
624 FUEL OIL	\$81,900.00	\$81,900.00	\$74,725.00	\$0.00	\$0.00	\$7,175.00	91.24
626 GASOLINE	\$88,500.00	\$88,500.00	\$145,385.68	\$19,005.54	\$28,547.84	-\$85,433.52	196.54
627 TELEPHONE	\$54,965.00	\$57,409.98	\$45,409.63	\$3,877.38	\$12,000.25	\$0.10	100.00
640 PROF. BOOKS & PERIDICALS	\$600.00	\$600.00	\$0.00	\$0.00	\$90.50	\$509.50	15.08

Expenditure Summary

EXPENDITURE REPORT

REGIONAL SCHOOL DISTRICT

Report Description: Gen Oper Budget -OBJ.-EFS-DIST

Account Year: 24

Account Periods: 03 - 03

Dates: 09/01/2023 - 09/30/2023

Account Account Description	Original Budget	Adjusted Budget	YTD Encumbrance	Period Expended	YTD Expended	Available Balance	Percent
641 TEXTBOOKS	\$10,000.00	\$10,000.00	\$904.74	\$8,805.78	\$8,805.78	\$289.48	97.11
642 WORKBOOKS	\$22,926.00	\$20,948.00	\$0.00	\$7,685.28	\$7,685.28	\$13,262.72	36.69
645 LIBRARY BOOKS	\$2,600.00	\$2,600.00	\$626.92	\$0.00	\$0.00	\$1,973.08	24.11
648 LIBRARY PERIODICALS	\$500.00	\$500.00	\$489.41	\$0.00	\$0.00	\$10.59	97.88
733 FURNITURE & FIXTURES	\$3,280.00	\$3,280.00	\$0.00	\$0.00	\$0.00	\$3,280.00	0.00
734 EQUIPMENT, INSTRUCTIONAL	\$341,852.00	\$321,852.00	\$186,694.44	\$1,425.95	\$9,591.21	\$125,566.35	60.99
735 EQUIPMENT, NON INSTRUCT	\$14,340.00	\$14,340.00	\$0.00	\$0.00	\$1,620.00	\$12,720.00	11.30
800 OTHER OBJECTS	\$10,000.00	\$13,094.90	\$541.98	\$7,570.82	\$12,552.92	\$0.00	100.00
810 DUES, FEES & MEMBERSHIP	\$42,039.96	\$42,039.96	\$641.00	\$5,615.00	\$17,982.16	\$23,416.80	44.30
830 INTEREST, BONDS & NOTES	\$478,844.00	\$478,844.00	\$0.00	\$0.00	\$241,421.89	\$237,422.11	50.42
835 PRINCIPAL	\$1,395,000.00	\$1,395,000.00	\$0.00	\$0.00	\$400,000.00	\$995,000.00	28.67
840 CONTINGENCIES	\$50,000.00	\$50,000.00	\$0.00	\$0.00	\$0.00	\$50,000.00	0.00
1 BOARD OF EDUCATION BUDGET	\$43,041,165.00	\$43,041,165.00	\$6,033,324.17	\$4,207,862.75	\$6,518,476.86	\$30,489,363.97	29.16



**From:** [Susan Mis](#)  
**To:** [Lauren Fennell](#); [Lauren Fennell](#);  
**Subject:** quarterly report 1st quarter july-sept 2023  
**Sent:** 10/2/2023 11:40:30 AM

---

HOME VISITS-191  
OFFICE VISITS-45  
NEW CONTACTS-3  
DISCHARGED FROM CARE-2

LENDING CLOSET-4 NEW CONTACTS

DUTIES(include, but are not limited to)- monitoring vital signs, diabetic care and teaching, administering oral, injectable, topical, transdermal ,medication, ordering and pre-pouring medications, communicating with care providers and families on residents' behalf, Referrals to home health agencies when appropriate, chronic and acute wound care, well checks, monitoring home safety, nutrition and hydration status,& mental status, scheduling flu and covid clinic with nvhd, managing lending closet, and arranging and accompanying ladies on annual mammogram visits at the Hewett center,

Respectfully submitted,  
Susan C.Mis,RN town nurse