

To: Board of Selectman, Town of Beacon Falls

From: TFC R. Culbertson #1239

October 2023 Calls for Service

Date: November 1st, 2023

MOTOR VEHICLE:

Accidents with No Injuries	16
Total Traffic Stops	56
Motorist Assist	21
Parking Violations	2

CALLS FOR SERVICE:

Administrative Services	18
Alarms	11
Assist Citizens	25
Assist other Agencies	6
Community Engagement Activities	9
Disturbances	5
Domestic Violence	3
Emergency Committals	1
Fires	1
Fraud	2
Larceny	3
Medical Calls	15
Patrol Checks	345
Suspicious Incidents	13
Untimely Deaths	1

TOTAL CALLS FOR SERVICE: 561



Town of BEACON FALLS
Connecticut

Public Works Department

November 1, 2023

Monthly Report

- Last Transfer Station Event for 2023 held on 10/28/23 - 6 bulky dumpsters, metal, electronics and mattress dumpsters. Clean the yard for the end of the season. Dispose of all the tires, batteries, freon units and propane tanks collected.
- Now open for brush and leaves Monday through Fridays 7-2:30. Haul brush and leaves to debris site from DPW Garage. Begin leaf clean ups on Town roads.
- Patch potholes in roads, Main St., Pent, Rimmon, West, Beacon Valley, and Cold Spring.
- Mow Town Properties and clear sight lines trim trees. Pick up trash along roads. Groundwork at Town Hall, repair lawn, remove shrubs, place river rock on slopes.
- C.B.Y.D mark outs and driveway inspections for new constructions.
- Removed and trim trees on Lopus, Old Pines Bridge, and Lancaster. Remove dead trees on Main St. center island.
- Met with Town Engineer, Contractors, and Utility Companies for construction meeting for Beacon Valley Rd. Project. Final inspection for BVR Bridge Project. Inspect paving and completion work of Burton Rd. Project.
- Repair wooden guard rail post on BVR.
- Tag and shut down charging station at commuter lot.
- Met with Lewis Tree for Eversource tree trimming in Town.
- Ordered salt from Morton, 250 tons.
- Clean CB Tops and storm drainage during rain events
- Install new street signs on Burton Rd. Remove detour signs and barriers.
- Prepare equipment for winter season.
- Order fuel and prepare fuel reports.

Road Foreman
Rob Pruzinsky

CC: Gerard Smith
Mike Krenesky
Pete Betkoski



WPCF
Monthly Report
2023 Meeting / 2023 Data

Total Flow (RAW SEWAGE) :	13,168,600 gals.
Total Septage Received :	26,250 gals.
Total Sludge Removed :	103,700 gals.
Beacon Heights Leachate :	782,437 gals.
Total Phosphorous Discharged :	1.22 lbs./day
Total Nitrogen Discharged :	44 lbs./day

EMERGENCY CALLS & ALARMS :

10-5 Called out to Rt 42 by NEJ , water was coming up through the roadway. Sanitary line was running free no back-up
Aquarian collected samples for testing,
10-15 Pines bridge pump station intrusion alarm
10-23 West Rd. pump station low flow alarm, pulled pump and deragged

Repair or Replacement :

None to report

Testing :

Our Quarterly ATMR samples where sent out for testing.

Misc.:

10-11 Employee Handbook Review

10-17 Cleaned UV camber

Preparing for winter: heat tracing and insulating water lines, drain and winterize PACL system

Ongoing :

The Bethany Rd project, done by the State left us with manhole cover discrepancies some where paved over and others are to low. We are working on getting the pave-overs uncovered.

10-30 Knapp was called in to work on SCADA alarm system, unable to acknowledge alarms

Meetings / Classes :

10-16 WPCF Electrical upgrade onsite pre-bid meeting was held several companies attended ,Two companies submitted proposals and we are now in the evaluation phase.

*Thank you,
For letting me serve.*

Thomas A. Carey

WPCF Superintendent

Gerry Smith
First Selectman
10 Maple Ave
Beacon Falls, CT 06403

November 9th, 2023

First Selectman Smith,

Below is a report from the Fire Marshal's Office for the Month of **October**.

Office work FM-1/ FM-2

1 Alliance Circle - Reissue blasting permit to Tri state blasting FM-1

Tiverton Circle hydrant plan review/signoff FM-1

3 Haviland Drive Pioneer Gas Fire Alarm Test FM-2

40 A&B Noe Place Inspection FM-2

94 A North Main Street Inspection FM-2

33 Lancaster Drive Inspection FM-2

33 Lancaster Drive sprinkler system review/addition FM-2

187 South Main Street Inspection FM-2

201 South Main Street Inspection FM-2

29 North Main final new business inspection FM-1/FM-2

11 Church street inspection FM-1/FM-2

Illegal burn call out Feldspar Ave FM-2

Generator Fire with extension investigation Blackberry Hill Road FM-1/ FM-2

343 Lopus road plan review/sign off FM-2

343 Lopus road FD training burn/demo permit FM-2

Fire Prevention Day FM-2

Smoke detector/CO inspection and installations FM-2

Inspection letters sent out for November FM-2

Emergency Responses FM-1/ FM-2

Any questions or concerns please contact me directly

Respectfully,

A handwritten signature in black ink, consisting of a stylized 'G' followed by a horizontal line that loops back under the 'G' and extends to the right.

Fire Marshal
Brian DeGeorge

Gerry Smith
First Selectman
10 Maple Ave
Beacon Falls, CT 06403

October 6th, 2023

First Selectman Smith,

Below is a report from the Fire Marshal's Office for the Month of **September**.

Office work FM-1/ FM-2

1 Alliance Circle - Reissue blasting permit to Blastech FM-1

Car fire investigation Route 8 FM-2

Building official call out for 45 Railroad Ave. FM-2

Organized a Fire extinguisher drill with Costco on Railroad Ave FM-2

10 Maple Ave Inspection FM-2

401 Lopus Road inspection FM-2

17-25 Railroad Ave 4 family final inspection FM-2

94B North Main Street new business meeting onsite FM-2

29 North Main Street new business meeting onsite FM-2

3 Haviland Drive Pioneer Gas inspection FM-2

25 Maple Ave updated occupant load card FM-2

201 South Main Street inspection FM-2

115 South Main Street re-inspection all corrections have been made. Knox Box updated. FM-2

Fire Prevention Day Preparations FM-2

Smoke detector inspection/installations FM-2

Inspection letters sent out for October FM-2

Emergency Responses FM-1/ FM-2

Any questions or concerns please contact me directly

Respectfully,

A handwritten signature in black ink, appearing to read 'Brian DeGeorge', with a long horizontal line extending to the right.

Fire Marshal
Brian DeGeorge

Town Monthly Report

TOWN OF BEACON FALLS CT

Len Greene Sr - Town Clerk

10/2/2023 TO 10/31/2023

ACCOUNT	AMOUNT
DOG FUND	
Dog License Fees	25.00
Dog License Fees - Town	5.00
Dog Surcharge	10.00
DOG FUND TOTAL:	40.00
FUND TOTAL	
Conveyance Tax - Town	6,083.50
Local Capital Improvement - Town	204.00
Miscellaneous	18.00
Recording Fees - Town Share MERS	284.00
FUND TOTAL:	6,589.50
RECORDING FEES & VITALS	
Burial Permit	0.00
Copies	409.00
Fish & Game - Town	0.00
Liquor Permits	20.00
Maps	0.00
Marriage Fees - Town	48.00
Notary Fees	80.00
Recording Fees	1,873.00
Trade Names	0.00
RECORDING FEES & VITALS TOTAL:	2,430.00
TOWN CLERK SHARE	
Community Investment - Town Clerk MERS	60.00
Historic Preservation - Town Clerk Share	136.00
LOCIP - Town Clerk Share	68.00
TOWN CLERK SHARE TOTAL:	264.00
TRUST & AGENCY	
Community Investment Account - State	2,448.00
Conveyance Tax - State	18,250.50
Fish & Game - State	0.00
Historic Preservation - State	544.00
Marriage Fees - State	102.00
MERS Fees - State	1,295.00
TRUST & AGENCY TOTAL:	22,639.50
SUB TOTAL:	31,963.00
Payment On Account	0.00
GRAND TOTAL:	31,963.00

Town Only

Terminal / Batch	
Terminal	2
Batch	2744

Cash	0.00	0
Check	0.00	0
Credit Card	0.00	0
Total	0.00	0

Last Assessor Bridge	
Run on:	05/16/2022

Percent Collection as of 10/31/2023

REAL ESTATE


Uncollected - 47.55%
Collected - 52.45%

PERSONAL PROPERTY


Uncollected - 46.43%
Collected - 53.57%

MV REGULAR

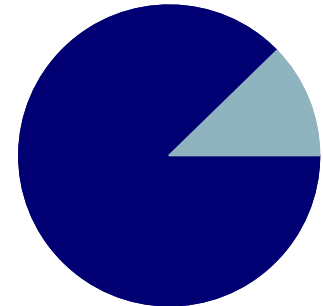
Uncollected - 12.29%
Collected - 87.71%



■	Total Due = \$7,351,440.76
■	Total Paid = \$8,109,314.17



■	Total Due = \$463,308.40
■	Total Paid = \$534,638.15



■	Total Due = \$250,805.25
■	Total Paid = \$1,789,281.56

Type	Total Billed	Total Paid	Total Due	Percent Collected
REAL ESTATE	15,460,754.93	8,109,314.17	7,351,440.76	52.45
PERSONAL PRO	997,946.55	534,638.15	463,308.40	53.57
MOTOR VEHICL	2,040,086.81	1,789,281.56	250,805.25	87.71
SEWER ASSESS	46,945.58	53,910.15	-6,964.57	114.84
WATER	9,839.42	19,839.66	-10,000.24	201.63
TOTALS:	\$18,555,573.29	\$10,506,983.69	\$8,048,589.60	

Original Beginning Balance Totals

Type	Count	Gross Assessment	Exemptions	Net Assessment	First Installment	Second Installment	Total Tax
REAL ESTATE	2,476	494,398,142	3,145,698	491,252,444	7,192,676.18	7,192,250.06	14,384,926.24
REAL ESTATE C	92	12,383,400	164,000	12,219,400	131,627.51	131,388.48	263,015.99
REAL ESTATE X	87	44,448,810	44,448,810	0	0.00	0.00	0.00
PERSONAL PROPERTY	264	45,979,709	12,196,840	33,782,869	501,356.99	496,589.56	997,946.55
MOTOR VEHICLE	5,997	70,440,227	225,370	70,214,857	2,067,460.83	0.00	2,067,460.83
SEWER ASSESSMENT	238	0	0	0	40,930.37	0.00	40,930.37
WATER	178	0	0	0	9,334.36	0.00	9,334.36
TOTALS:	9,332	667,650,288	60,180,718	607,469,570	9,943,386.24	7,820,228.10	17,763,614.34

Waived Bills

Type	Count	Gross Assessment	Exemptions	Net Assessment	Total Tax	Waived Amount
TOTALS:	0	0	0	0	0.00	0.00

Summary of Cash Collections - Year to Date

Type	Taxes	Bond Int	Interest	Lien	Fees	Total
REAL ESTATE	8,109,314.17	0.00	5,737.94	0.00	60.00	8,115,112.11
PERSONAL PROPERTY	534,638.15	0.00	219.95	0.00	0.00	534,858.10
MOTOR VEHICLE	1,789,281.56	0.00	8,712.06	0.00	40.00	1,798,033.62
SEWER ASSESSMENT	1,897.19	849.83	319.66	0.00	0.00	3,066.68
WATER	2,434.61	0.00	0.00	24.00	20.00	2,478.61
TOTALS:	10,437,565.68	849.83	14,989.61	24.00	120.00	10,453,549.12

Summary of Cash Collections - Monthly for October 2023

Type	Taxes	Bond Int	Interest	Lien	Fees	Total
REAL ESTATE	36,760.47	0.00	642.46	0.00	0.00	37,402.93
PERSONAL PROPERTY	1,909.90	0.00	114.75	0.00	0.00	2,024.65
MOTOR VEHICLE	42,111.71	0.00	2,494.65	0.00	0.00	44,606.36
SEWER ASSESSMENT	305.42	203.42	64.14	0.00	0.00	572.98
TOTALS:	81,087.50	203.42	3,316.00	0.00	0.00	84,606.92

Summary of Open Batches for 10/31/2023

User	Terminal	Batch #	Last Eff. Date	Last Pay Date
CASH	3	2215	10/31/2023	10/31/2023
SEWER	20	1385	10/31/2023	10/31/2023

END OF MONTH BALANCING

October 2023

Last Months Uncollected Tax on GRBBS-		<u>\$ 8,649,182.25</u>
Subtract TAX collected on CASH REPORT for Month-		<u>\$ 105,588.09</u>
	Subtotal	<u>\$ 8,543,594.16</u>
Add in Bounced Checks (Tax Column only)		<u>\$ 0</u>
	Subtotal-	<u>\$ 8,543,594.16</u>
Add in Refunds (Tax Column only)		<u>\$ 0</u>
	Subtotal-	<u>\$ 8,543,594.16</u>
Adjustments-Add if net is increase		<u>\$</u>
-Subtract if net is Decrease		<u>\$ -12,053.08</u>
	Subtotal-	<u>\$ 8,531,541.08</u>
Transfers-Add if tax amount is negative		<u>\$ -.62</u>
-Subtract if positive	Subtotal-	<u>\$</u>
Suspense put on as of -subtract		<u>\$</u>
	Subtotal-	<u>\$ 8,531,540.46</u>
Current Month Uncollected Tax on GRBBS-		<u>\$ 8,531,540.46</u>
	<u>Difference</u>	<u>(\$0)</u>

**GRAND RATEBOOK BALANCE SHEET REPORT
TOWN OF BEACON FALLS
GRAND LIST YEAR 2022**

*Year: 2007 To 2023, Pay Date: 09/30/2023, Time: 11/02/2023 01:51:16 pm

All

Page: 2

Conditions: Recap By Year: Yes Recap By Dist: No Act/Susp: Active, Cycle: 00 To 00, Type: CITY, Bill Type: 14 CODE T

YEAR/TYPE	ACTS	BEGINNING BALANCE	LAWFUL INC.	CORRECTIONS DEC.	TAXES COLLECTABLE	CURRENT SUSPENSE	TAXES/BINT PAID	INTEREST PAID	L+FEES PAID	TOTAL PAID	OVER PAID	UNCOLLECTED TAXES
PERS PROP	2	0.00	0.00	0.00	0.00	0.00	0.00	0.00	0.00	0.00	0.00	0.00
MOTOR VEH	9	-498.94	0.00	0.00	-498.94	0.00	0.00	0.00	0.00	0.00	-498.94	-498.94
YR: 2014	23	7,232.18	0.00	0.00	7,232.18	0.00	0.00	0.00	0.00	0.00	-498.94	7,232.18
REAL ESTAT	23	8,482.34	0.00	0.00	8,482.34	0.00	396.46	349.97	0.00	746.43	0.00	8,085.88
PERS PROP	2	0.00	0.00	0.00	0.00	0.00	0.00	0.00	0.00	0.00	0.00	0.00
MOTOR VEH	12	-15.54	0.00	0.00	-15.54	0.00	0.00	0.00	0.00	0.00	-15.54	-15.54
MVS	2	0.00	0.00	0.00	0.00	0.00	0.00	0.00	0.00	0.00	0.00	0.00
YR: 2015	39	8,466.80	0.00	0.00	8,466.80	0.00	396.46	349.97	0.00	746.43	-15.54	8,070.34
REAL ESTAT	43	7,736.18	0.00	0.00	7,736.18	0.00	384.14	403.35	24.00	811.49	0.00	7,352.04
PERS PROP	1	0.00	0.00	0.00	0.00	0.00	0.00	0.00	0.00	0.00	0.00	0.00
MOTOR VEH	20	-14.43	0.00	0.00	-14.43	0.00	0.00	0.00	0.00	0.00	-14.43	-14.43
MVS	7	0.00	0.00	0.00	0.00	0.00	0.00	0.00	0.00	0.00	0.00	0.00
YR: 2016	71	7,721.75	0.00	0.00	7,721.75	0.00	384.14	403.35	24.00	811.49	-14.43	7,337.61
REAL ESTAT	52	9,948.03	0.00	0.00	9,948.03	0.00	1,030.34	421.97	24.00	1,476.31	0.00	8,917.69
PERS PROP	6	0.00	0.00	0.00	0.00	0.00	0.00	0.00	0.00	0.00	0.00	0.00
MOTOR VEH	66	-106.84	0.00	0.00	-106.84	0.00	0.00	0.00	0.00	0.00	-106.84	-106.84
MVS	31	-26.50	0.00	0.00	-26.50	0.00	0.00	0.00	0.00	0.00	-26.50	-26.50
YR: 2017	155	9,814.69	0.00	0.00	9,814.69	0.00	1,030.34	421.97	24.00	1,476.31	-133.34	8,784.35
REAL ESTAT	55	11,603.00	0.00	0.00	11,603.00	0.00	1,030.34	701.24	48.00	1,779.58	-40.16	10,572.66
PERS PROP	11	0.00	0.00	0.00	0.00	0.00	0.00	0.00	0.00	0.00	0.00	0.00
MOTOR VEH	157	-733.35	0.00	0.00	-733.35	0.00	0.00	0.00	0.00	0.00	-733.35	-733.35
MVS	90	0.00	0.00	0.00	0.00	0.00	0.00	0.00	0.00	0.00	0.00	0.00
YR: 2018	313	10,869.65	0.00	0.00	10,869.65	0.00	1,030.34	701.24	48.00	1,779.58	-773.51	9,839.31
REAL ESTAT	1,964	35,503.63	0.00	0.00	35,503.63	0.00	1,030.34	515.78	60.00	1,606.12	-1,460.07	34,473.29
PERS PROP	78	11,545.17	0.00	0.00	11,545.17	0.00	0.00	0.00	0.00	0.00	0.00	11,545.17
MOTOR VEH	587	18,812.76	0.00	0.00	18,812.76	0.00	2,317.79	1,304.92	242.81	3,865.52	-664.00	16,494.97

**GRAND RATEBOOK BALANCE SHEET REPORT
TOWN OF BEACON FALLS
GRAND LIST YEAR 2022**

*Year: 2007 To 2023, Pay Date: 09/30/2023, Time: 11/02/2023 01:51:43 pm
Conditions: Recap By Year: Yes Recap By Dist: No Act/Susp: Active, Cycle: 00 To 00, Type: CITY, Bill Type: 14 CODE T

YEAR/TYPE	ACTS	BEGINNING BALANCE	LAWFUL INC.	CORRECTIONS DEC.	COLLECTABLE TAXES	ALL CURRENT SUSPENSE	TAXES/BINT PAID	INTEREST PAID	L+FEES PAID	TOTAL PAID	OVER PAID	UNCOLLECTED TAXES
MVS	888	5,487.38	0.00	0.00	5,487.38	0.00	437.62	216.62	98.13	752.37	-63.64	5,049.76
YR: 2019	3,517	71,348.94	0.00	0.00	71,348.94	0.00	3,785.75	2,037.32	400.94	6,224.01	-2,187.71	67,563.19
REAL ESTAT	2,772	107,903.04	0.00	0.00	107,903.04	0.00	56,387.87	15,932.42	144.00	72,464.29	-12,539.08	51,515.17
PERS PROP	273	11,889.98	0.00	0.00	11,889.98	0.00	67.01	25.13	0.00	92.14	0.00	11,822.97
MOTOR VEH	5,801	36,293.93	0.00	0.00	36,293.93	0.00	5,134.61	2,267.55	832.81	8,234.97	-192.79	31,159.32
MVS	1,198	15,630.84	0.00	-403.10	15,227.74	0.00	886.61	318.18	0.00	1,204.79	0.00	14,341.13
YR: 2020	10,044	171,717.79	0.00	-403.10	171,314.69	0.00	62,476.10	18,543.28	976.81	81,996.19	-12,731.87	108,838.59
REAL ESTAT	2,795	218,869.67	0.00	0.00	218,869.67	0.00	99,518.38	12,269.59	4,620.00	116,407.97	-7,041.13	119,351.29
PERS PROP	270	2,859.60	0.00	0.00	2,859.60	0.00	68.23	13.30	0.00	81.53	0.00	2,791.37
MOTOR VEH	5,928	93,853.56	0.00	-1,322.59	92,530.97	0.00	15,095.67	3,121.27	0.00	18,216.94	-1,289.20	77,435.30
MVS	944	29,030.07	409.65	0.00	29,439.72	0.00	6,028.58	681.83	0.00	6,710.41	-254.81	23,411.14
YR: 2021	9,937	344,612.90	409.65	-1,322.59	343,699.96	0.00	120,710.86	16,085.99	4,620.00	141,416.85	-8,585.14	222,989.10
REAL ESTAT	2,812	15,441,141.47	20,113.46	-500.00	15,460,754.93	0.00	8,072,553.70	5,095.48	60.00	8,077,709.18	-976.37	7,388,201.23
PERS PROP	264	997,946.55	0.00	0.00	997,946.55	0.00	532,728.25	105.20	0.00	532,833.45	-0.14	465,218.30
MOTOR VEH	5,998	2,067,460.83	4,831.25	-24,510.65	2,047,781.43	0.00	1,747,169.85	6,217.41	40.00	1,753,427.26	-3,528.65	300,611.58
YR: 2022	9,074	18,506,548.85	24,944.71	-25,010.65	18,506,482.91	0.00	10,352,451.80	11,418.09	100.00	10,363,969.89	-4,505.16	8,154,031.11
Grand Total	33,270	19,192,830.02	25,354.36	-26,736.34	19,191,448.04	0.00	10,542,265.79	49,961.21	6,193.75	10,598,420.75	-29,584.60	8,649,182.25

**CASH REPORT
TOWN OF BEACON FALLS**

MONTHLY REPORT BY BILLING YEAR
Condition: Year From: 2007 TO 2023 **CASH: CITY** District: **Date: 11/02/2023** **Pay Date: 10/01/2023 To 10/31/2023** **Time: 13:43:51** **Page: 2**
Recap Option: Year Type **All Term#** **Total Only: NO** **Bill Type: 14 CODE T** **Susp/Credit: ALL** **Cycle #: 00 TO 00**

BILL #	S-D	CITY Gross	INTEREST Exmpt	LIEN Net	FEES	Tax	BINT	TOTAL	DATE PAID	K	TP	OVR	BATCH	TRANS#	TERM#	NAME
2019-1-0000852		2,910.42	1,615.29	24.00	0.00		0.00	4,549.71	10/10/2023	#	P					
2019-1-0002326		35.22	21.13	24.00	6.00		0.00	86.35	10/25/2023	#	P		2203	3	3	EDWARDS CHA
TOT REAL ESTATE		2,945.64	1,636.42	48.00	6.00		0.00	4,636.06					2743	8	2	WF STEBAR JOHN
TOT YR 2019		2,945.64	1,636.42	48.00	6.00		0.00	4,636.06								
2020-1-0000859		2,829.34	1,061.00	24.00	0.00		0.00	3,914.34	10/10/2023	#	P					
2020-1-0001364		134.40	35.60	0.00	0.00		0.00	170.00	10/12/2023	#	P		2203	4	3	EDWARDS CHA
2020-1-0001364		850.00	0.00	0.00	0.00		0.00	850.00	10/25/2023	#	P	P	2741	1	2	KOSIOREK JE
2020-1-0002339		0.00	6.40	24.00	0.00		0.00	30.40	10/25/2023	#	P	P	2743	12	2	KOSIOREK JE
TOT REAL ESTATE		3,813.74	1,103.00	48.00	0.00		0.00	4,964.74					2743	9	2	STEBAR JOHN
2020-3-0050690		197.19	79.86	0.00	0.00		0.00	277.05	10/02/2023	#	P					
2020-3-0050691		394.02	159.58	0.00	0.00		0.00	553.60	10/02/2023	#	P		118	1	56	BURKITT MAR
2020-3-0050914		437.30	183.67	0.00	0.00		0.00	714.12	10/18/2023	#	P		118	2	56	BURKITT MAR
2020-3-0052214		143.09	60.10	0.00	30.48		0.00	233.67	10/20/2023	#	P		2208	1	3	TS CEOWE KATHL
2020-3-0052749		61.34	199.54	0.00	0.00		0.00	260.88	10/17/2023	#	P		1983	10	90	TS HAYDEN FRED
2020-3-0053629		125.29	50.74	0.00	26.40		0.00	202.43	10/02/2023	#	P	P	120	1	56	KNAPIK SHER
2020-3-0053956		258.34	3.88	0.00	0.00		0.00	262.22	10/16/2023	#	P		1967	5	90	TS NEWMAN JOSE
2020-3-0053956		0.00	0.00	0.00	39.33		0.00	39.33	10/16/2023	#	P		1980	1	90	PENTA SERVI
2020-3-0054375		199.63	83.84	0.00	42.52		0.00	325.99	10/16/2023	#	P		1980	2	90	TS PENTA SERVI
TOT MOTOR VEH		1,816.20	821.21	0.00	231.88		0.00	2,869.29					2213	2	3	TS RODORIGO SH
2020-4-0080199		78.00	25.74	0.00	15.56		0.00	119.30	10/23/2023	#	P					
2020-4-0080253		338.39	111.67	0.00	67.51		0.00	517.57	10/23/2023	#	P		1984	5	90	TS CHINOVA CHR
2020-4-0080383		77.65	25.62	0.00	15.49		0.00	118.76	10/23/2023	#	P		1986	4	90	TS DE LA PENA
2020-4-0080420		216.73	71.52	0.00	43.24		0.00	331.49	10/13/2023	#	P		1985	2	90	TS FONTAINE DY
2020-4-0080543		157.70	2.37	0.00	24.01		0.00	184.08	10/13/2023	#	P		1977	1	90	TS GERRY CAITL
2020-4-0080629		317.59	104.80	0.00	63.36		0.00	485.75	10/16/2023	#	P		1977	11	90	TS IZOKAITIS M
2020-4-0080630		47.01	15.51	0.00	9.38		0.00	71.90	10/16/2023	#	P		1978	4	90	TS KRUPA LINDS
2020-4-0080869		142.22	24.98	0.00	25.08		0.00	192.28	10/23/2023	#	P		1978	5	90	TS KRUPA LINDS
2020-4-0080869		0.00	21.95	0.00	28.05		0.00	50.00	10/02/2023	#	P		1986	2	90	TS PENTA SERVI
2020-4-0081101		160.02	52.81	0.00	31.92		0.00	244.75	10/31/2023	#	P	D	1968	5	90	TS PENTA SERVI
TOT MVS		1,535.31	456.97	0.00	323.60		0.00	2,315.88					1994	3	90	TS THAMATAM PA
TOT YR 2020		7,165.25	2,381.18	48.00	555.48		0.00	10,149.91								
2021-1-0000493		1,928.12	115.69	0.00	0.00		0.00	2,043.81	10/25/2023	#	P					
2021-1-0000879		2,544.50	496.18	24.00	0.00		0.00	3,064.68	10/10/2023	#	P		2743	10	2	BUEHLER EDW
TOT REAL ESTATE		4,472.62	611.87	24.00	0.00		0.00	5,108.49					2203	5	3	EDWARDS CHA
2021-3-0050975		285.36	68.49	0.00	0.00		0.00	353.85	10/23/2023	#	P					
2021-3-0050976		131.36	31.53	0.00	0.00		0.00	162.89	10/23/2023	#	P		1984	6	90	CHINOVA CHR
2021-3-0051263		373.69	89.69	0.00	0.00		0.00	463.38	10/23/2023	#	P		1984	7	90	CHINOVA CHR
2021-3-0051861		118.90	28.54	0.00	0.00		0.00	147.44	10/23/2023	#	P		1986	3	90	DE LA PENA
2021-3-0052030		207.51	49.80	0.00	0.00		0.00	257.31	10/13/2023	#	P		1985	1	90	FONTAINE DY
2021-3-0052126		626.78	150.43	0.00	0.00		0.00	777.21	10/30/2023	#	P		1977	2	90	GERRY CAITL
2021-3-0052272		130.79	31.39	0.00	0.00		0.00	162.18	10/20/2023	#	P		1991	4	90	GRANT BRYAN
2021-3-0053205		56.90	13.66	0.00	0.00		0.00	70.56	10/13/2023	#	P		1983	11	90	HAYDEN FRED
2021-3-0053206		156.55	37.57	0.00	0.00		0.00	194.12	10/13/2023	#	P		1977	5	90	LUPONE JOHN
2021-3-0054051		367.18	8.13	0.00	0.00		0.00	375.31	10/23/2023	#	P		1977	6	90	LUPONE JOHN
2021-3-0054051		0.00	80.00	0.00	0.00		0.00	80.00	10/02/2023	#	P		1986	1	90	PENTA SERVI
2021-3-0054080		129.61	70.39	0.00	0.00		0.00	200.00	10/16/2023	#	P		1968	3	90	PENTA SERVI
2021-3-0054080		163.68	0.00	0.00	0.00		0.00	163.68	10/27/2023	#	P	D	1978	6	90	PERUN GINNY
													1990	3	90	PERUN GINNY

**CASH REPORT
TOWN OF BEACON FALLS**

MONTHLY REPORT BY BILLING YEAR
 Condition: Year From: 2007 TO 2023
 Recap Option: Year Type
 CASH: CITY Date: 11/02/2023 Pay Date: 10/01/2023 To 10/31/2023 Time: 13:43:53 Page: 3
 District: All Term# Total Only: NO Bill Type: 14 CODE T Susp/Credit: ALL Cycle #: 00 TO 00

BILL #	S-D	CITY Gross	INTEREST Exmpt	LIEN Net	FEES	Tax	BINT	TOTAL	DATE PAID	K	TP	OVR	BATCH	TRANS#	TERM#	NAME
2021-3-0054313		467.68	105.23	0.00	0.00		0.00	572.91	10/02/2023	#T	P					
2021-3-0054373		316.51	75.96	0.00	0.00		0.00	392.47	10/31/2023	#T	P		1967	8	90	PUSTELNY KA
2021-3-0054503		210.63	50.55	0.00	0.00		0.00	261.18	10/27/2023	#T	P		1994	1	90	REILLY MARK
2021-3-0055269		112.05	26.89	0.00	0.00		0.00	138.94	10/31/2023	#T	P		2213	3	3	RODRIGO SH
2021-3-0055771		605.83	145.40	0.00	0.00		0.00	751.23	10/30/2023	#T	P		1994	4	90	THAMATAM PA
TOT MOTOR VEH		4,461.01	1,063.65	0.00	0.00		0.00	5,524.66					1992	2	90	WOODEN WILL
2021-4-0080246		105.91	15.89	0.00	0.00		0.00	121.80	10/16/2023	#T	P		1978	7	90	DOUCETTE MI
2021-4-0080326		191.23	28.68	0.00	0.00		0.00	219.91	10/26/2023	#T	P		1989	7	90	GIORDANO JE
2021-4-0080336		313.11	46.97	0.00	0.00		0.00	360.08	10/30/2023	#T	P		1991	3	90	GRANT BRYAN
2021-4-0080457		7.08	2.00	0.00	0.00		0.00	9.08	10/17/2023	#T	P		2207	1	3	KREBBS CHRI
2021-4-0080509		271.49	40.72	0.00	0.00		0.00	312.21	10/13/2023	#T	P		1977	3	90	LUPONE MICH
2021-4-0080923		333.49	50.02	0.00	0.00		0.00	383.51	10/10/2023	#T	P		1973	4	90	ZACHARY DAV
TOT MVS		1,222.31	184.28	0.00	0.00		0.00	1,406.59								
TOT YR 2021		10,155.94	1,859.80	24.00	0.00		0.00	12,039.74								
2022-1-0000008		4,693.62	140.81	0.00	0.00		0.00	4,834.43	10/19/2023	#T	P					
2022-1-0000099		4,483.14	0.00	0.00	0.00		0.00	4,483.14	10/30/2023	#T	P		1982	3	90	MK INVESTME
2022-1-0000109		204.27	12.26	0.00	0.00		0.00	216.53	10/03/2023	#T	P		1992	3	90	BAKER RANDA
2022-1-0000353		1,542.14	69.40	0.00	0.00		0.00	1,611.54	10/02/2023	#T	P		1970	1	90	BARAN THOMA
2022-1-0000476		2,522.28	0.00	0.00	0.00		0.00	2,522.28	10/30/2023	#T	P		1967	6	90	BELLOWS AMY
2022-1-0000494		1,398.75	125.32	0.00	0.00		0.00	1,524.07	10/25/2023	#T	P		2214	3	3	BROWN KEVIN
2022-1-0000555		3,144.54	0.00	0.00	0.00		0.00	3,144.54	10/30/2023	#T	P	P	2743	11	2	BUEHLER EDW
2022-1-0000743		2,047.12	122.83	0.00	0.00		0.00	2,169.95	10/12/2023	#T	P		2214	2	3	CARD RICHA
2022-1-0000900		2,655.06	79.65	0.00	0.00		0.00	2,734.71	10/10/2023	#T	P		1976	5	90	DECAMPOS JO
2022-1-0000954		1,649.96	0.00	0.00	0.00		0.00	1,649.96	10/17/2023	#T	P		2203	2	3	ESTATE OF C
2022-1-0001058		1,429.00	0.00	0.00	0.00		0.00	1,429.00	10/17/2023	#T	P		2207	4	3	FERRETTI DO
2022-1-0001146		3,240.54	0.00	0.00	0.00		0.00	1,429.00	10/26/2023	#T	P		1989	5	90	GIORDANO JE
2022-1-0001208		257.74	15.46	0.00	0.00		0.00	3,240.54	10/25/2023	#T	P		2743	1	2	HALKOVIC AL
2022-1-0001218		2,948.89	0.00	0.00	0.00		0.00	273.20	10/19/2023	#T	P		1982	1	90	HILL DAVID
2022-1-0001230		10.58	2.00	0.00	0.00		0.00	2,948.89	10/26/2023	#T	P		1989	1	90	HOLLOWAY ED
2022-1-0001525		59.82	3.59	0.00	0.00		0.00	12.58	10/02/2023	#T	P		1967	7	90	HORTON CLAU
2022-1-0001537		62.95	1.92	0.00	0.00		0.00	63.41	10/06/2023	#T	P		2202	1	3	LOPEZ SUSAN
2022-1-0001587		100.00	0.00	0.00	0.00		0.00	64.87	10/10/2023	#T	P	P	2203	7	3	LUCZAK JERZ
2022-1-0001587		119.24	0.00	0.00	0.00		0.00	100.00	10/13/2023	#T	P	P	2742	1	2	MARINO PAUL
2022-1-0001587		100.00	0.00	0.00	0.00		0.00	119.24	10/25/2023	#T	P	P	2743	2	2	MARINO PAUL
2022-1-0001708		158.24	4.75	0.00	0.00		0.00	100.00	10/31/2023	#T	P		2215	2	3	MARINO PAUL
2022-1-0001911		1,436.00	64.47	0.00	0.00		0.00	162.99	10/27/2023	#T	P		1990	6	90	MITCHELL JA
2022-1-0001911		713.00	0.00	0.00	0.00		0.00	1,500.47	10/10/2023	#T	P		1973	1	90	PATSIARIKAS
2022-1-0002127		1,883.59	0.00	0.00	0.00		0.00	713.00	10/12/2023	#T	P		1976	4	90	PATSIARIKAS
TOT REAL ESTATE		36,860.47	642.46	0.00	0.00		0.00	37,502.93					2742	4	2	ROSSETTI RA
2022-2-0040002		1,805.34	108.32	0.00	0.00		0.00	1,913.66	10/30/2023	#T	P					
2022-2-0040052		73.85	4.43	0.00	0.00		0.00	78.28	10/04/2023	#T	P		2214	5	3	AB REILLY L
2022-2-0040203		30.71	2.00	0.00	0.00		0.00	32.71	10/30/2023	#T	P	O	2740	4	2	CANNON ELEC
TOT PERS PROP		1,909.90	114.75	0.00	0.00		0.00	2,024.65					2214	4	3	RUPSIS COM
2022-3-0050001		165.72	9.94	0.00	0.00		0.00	175.66	10/30/2023	#T	P					
2022-3-0050065		194.37	11.66	0.00	0.00		0.00	206.03	10/24/2023	#T	P		2214	6	3	AB REILLY C
2022-3-0050152		145.93	8.76	0.00	0.00		0.00	154.69	10/13/2023	#T	P		1987	2	90	AFONSO-MC P
2022-3-0050152		78.29	8.76	0.00	0.00		0.00	87.05	10/13/2023	#T	P		1977	9	90	ANTON ERIC
2022-3-0050205		82.12	4.93	0.00	0.00		0.00	87.05	10/17/2023	#T	P	P	1977	10	90	ANTON ERIC
2022-3-0050216		52.88	3.17	0.00	0.00		0.00	56.05	10/11/2023	#T	P		1981	6	90	BACHLEDA CH
2022-3-0050217		187.87	11.27	0.00	0.00		0.00	199.14	10/11/2023	#T	P		1975	2	90	BAEZ ZULMA
													1975	3	90	BAEZ ZULMA

**CASH REPORT
TOWN OF BEACON FALLS**

MONTHLY REPORT BY BILLING YEAR
 Condition: Year From: 2007 TO 2023
 Recap Option: Year Type
 CASH: CITY Date: 11/02/2023 Pay Date: 10/01/2023 To 10/31/2023 Time: 13:43:55 Page: 4
 District: All Term# Total Only: NO Bill Type: 14 CODE T Susp/Credit: ALL Cycle #: 00 TO 00

BILL #	S-D	CITY Gross	INTEREST Exmpt	LIEN Net	FEES	Tax	BINT	TOTAL	DATE PAID	K	TP	OVR	BATCH	TRANS#	TERM#	NAME
2022-3-0050218		57.31	3.44	0.00	0.00		0.00	60.75	10/11/2023	#T	P					
2022-3-0050219		14.77	2.00	0.00	0.00		0.00	16.77	10/11/2023	#T	P		1975	4	90	BAEZ ZULMA
2022-3-0050220		57.01	3.42	0.00	0.00		0.00	60.43	10/11/2023	#T	P		1975	5	90	BAEZ ZULMA
2022-3-0050250		372.20	22.33	0.00	0.00		0.00	394.53	10/30/2023	#T	P		1975	6	90	BAEZ ZULMA
2022-3-0050367		271.47	16.29	0.00	0.00		0.00	287.76	10/11/2023	#T	P		2214	1	3	BANKS CONNO
2022-3-0050509		16.43	33.57	0.00	0.00		0.00	50.00	10/04/2023	#T	P		1975	1	90	BENEVIDES P
2022-3-0050509		50.00	0.00	0.00	0.00		0.00	50.00	10/16/2023	#T	P	P	2740	3	2	BOURQUE ERI
2022-3-0050509		50.00	0.00	0.00	0.00		0.00	50.00	10/30/2023	#T	P	P	2206	1	3	BOURQUE ERI
2022-3-0050518		66.72	1.00	0.00	0.00		0.00	67.72	10/31/2023	#T	P	P	2214	7	3	BOURQUE ERI
2022-3-0050522		108.19	24.09	0.00	0.00		0.00	132.28	10/31/2023	#T	P	P	2215	8	3	BOWEN WILLI
2022-3-0050550		14.26	0.00	0.00	0.00		0.00	14.26	10/04/2023	#T	P	P	2215	9	3	BOWEN WILLI
2022-3-0050653		336.46	20.19	0.00	0.00		0.00	356.65	10/12/2023	#T	P		2740	2	2	BRANT CHRIS
2022-3-0050772		18.27	0.55	0.00	0.00		0.00	18.82	10/11/2023	#T	P		1976	1	90	BRUNELLE SE
2022-3-0050790		193.12	5.88	0.00	0.00		0.00	199.00	10/06/2023	#T	P	P	1975	7	90	CAMACHO IVA
2022-3-0050796		595.53	35.73	0.00	0.00		0.00	631.26	10/04/2023	#T	P		2202	2	3	CAMPOAMOR V
2022-3-0050797		189.65	11.38	0.00	0.00		0.00	201.03	10/04/2023	#T	P		2740	10	2	CANNON ELEC
2022-3-0050798		559.78	33.59	0.00	0.00		0.00	593.37	10/04/2023	#T	P		2740	11	2	CANNON ELEC
2022-3-0050799		14.77	2.00	0.00	0.00		0.00	16.77	10/04/2023	#T	P		2740	5	2	CANNON JAME
2022-3-0050800		46.38	2.78	0.00	0.00		0.00	49.16	10/04/2023	#T	P		2740	6	2	CANNON JAME
2022-3-0050801		14.77	2.00	0.00	0.00		0.00	16.77	10/04/2023	#T	P		2740	7	2	CANNON JAME
2022-3-0050802		24.81	2.00	0.00	0.00		0.00	26.81	10/04/2023	#T	P		2740	8	2	CANNON JAME
2022-3-0050810		145.34	8.72	0.00	0.00		0.00	154.06	10/02/2023	#T	P		1969	1	90	CANNON JAME
2022-3-0050968		259.66	15.58	0.00	0.00		0.00	275.24	10/23/2023	#T	P		1984	8	90	CAPRIOTTI J
2022-3-0050969		126.14	7.57	0.00	0.00		0.00	133.71	10/23/2023	#T	P		1984	9	90	CHINOVA CHR
2022-3-0050990		710.73	42.64	0.00	0.00		0.00	753.37	10/17/2023	#T	P		1984	9	90	CHINOVA CHR
2022-3-0051037		205.30	12.32	0.00	0.00		0.00	217.62	10/23/2023	#T	P		1981	5	90	CINA RICHA
2022-3-0051099		14.77	2.00	0.00	0.00		0.00	16.77	10/30/2023	#T	P		1985	4	90	COLEMAN AMA
2022-3-0051100		14.77	2.00	0.00	0.00		0.00	16.77	10/30/2023	#T	P		1993	1	90	CRAFT JOSEP
2022-3-0051101		1,233.89	74.03	0.00	0.00		0.00	1,307.92	10/30/2023	#T	P		1993	2	90	CRAFT JOSEP
2022-3-0051102		168.08	10.08	0.00	0.00		0.00	178.16	10/30/2023	#T	P		1993	4	90	CRAFT JOSEP
2022-3-0051116		190.24	11.41	0.00	0.00		0.00	201.65	10/26/2023	#T	P		1989	3	90	CRAFT JOSEP
2022-3-0051197		636.00	38.16	0.00	0.00		0.00	674.16	10/23/2023	#T	P		1984	2	90	CRISANTI JE
2022-3-0051198		949.12	56.95	0.00	0.00		0.00	1,006.07	10/23/2023	#T	P		1984	1	90	DALTON JAIM
2022-3-0051264		230.12	13.81	0.00	0.00		0.00	243.93	10/12/2023	#T	P		1984	2	90	DALTON JAIM
2022-3-0051272		238.39	14.30	0.00	0.00		0.00	252.69	10/26/2023	#T	P		1976	6	90	DECAMPOS JO
2022-3-0051273		361.27	21.68	0.00	0.00		0.00	382.95	10/26/2023	#T	P		1989	3	90	DECRESCENZO
2022-3-0051539		146.22	8.77	0.00	0.00		0.00	154.99	10/16/2023	#T	P		1989	4	90	DECRESCENZO
2022-3-0051540		111.07	6.66	0.00	0.00		0.00	117.73	10/16/2023	#T	P		1978	8	90	DOUCETTE MI
2022-3-0051636		14.77	2.00	0.00	0.00		0.00	16.77	10/02/2023	#T	P		1978	9	90	DOUCETTE MI
2022-3-0051637		85.96	5.16	0.00	0.00		0.00	91.12	10/02/2023	#T	P		1969	2	90	EMRA BUJAR
2022-3-0051778		145.93	6.57	0.00	0.00		0.00	152.50	10/02/2023	#T	P		1969	3	90	EMRA BUJAR
2022-3-0051779		429.22	19.31	0.00	0.00		0.00	448.53	10/02/2023	#T	P		1968	1	90	FERRARO SHI
2022-3-0051892		353.00	21.18	0.00	0.00		0.00	374.18	10/23/2023	#T	P		1968	2	90	FERRARO VIN
2022-3-0051893		188.76	11.33	0.00	0.00		0.00	200.09	10/23/2023	#T	P		1984	3	90	FRANCOIS JE
2022-3-0051929		281.22	16.87	0.00	0.00		0.00	298.09	10/04/2023	#T	P		1984	4	90	FRANCOIS JE
2022-3-0051975		514.14	15.42	0.00	0.00		0.00	529.56	10/16/2023	#T	P		2740	12	2	GABORIAULT
2022-3-0051976		805.56	48.33	0.00	0.00		0.00	853.89	10/16/2023	#T	P		1978	2	90	GAROFALO GE
2022-3-0051999		9.87	2.00	0.00	0.00		0.00	11.87	10/03/2023	#T	P		1978	3	90	GAROFALO GE
2022-3-0052041		478.25	28.70	0.00	0.00		0.00	506.95	10/26/2023	#T	P		2739	1	2	GENTILE CHR
2022-3-0052042		128.79	7.73	0.00	0.00		0.00	136.52	10/02/2023	#T	P		1989	6	90	GIORDANO JE
2022-3-0052043		359.21	21.55	0.00	0.00		0.00	380.76	10/02/2023	#T	P		2738	2	2	GIULIANI LU
2022-3-0052044		441.92	26.52	0.00	0.00		0.00	468.44	10/02/2023	#T	P		2738	3	2	GIULIANI LU
2022-3-0052045		224.80	13.49	0.00	0.00		0.00	238.29	10/02/2023	#T	P		2738	4	2	GIULIANI LU
2022-3-0052118		609.11	36.55	0.00	0.00		0.00	645.66	10/30/2023	#T	P		2738	5	2	GIULIANI LU
2022-3-0052119		132.34	7.94	0.00	0.00		0.00	140.28	10/30/2023	#T	P		1991	2	90	GRANT BRYAN
2022-3-0052139		684.44	41.07	0.00	0.00		0.00	725.51	10/24/2023	#T	P		1991	1	90	GRANT BRYAN
2022-3-0052241		540.88	32.45	0.00	0.00		0.00	573.33	10/16/2023	#T	P		1987	1	90	GREGORY DEB
2022-3-0052276		134.41	8.06	0.00	0.00		0.00	142.47	10/20/2023	#T	P		1980	4	90	HAMMONDS JO
2022-3-0052551		318.44	19.11	0.00	0.00		0.00	337.55	10/12/2023	#T	P		1983	12	90	HAYDEN FRED
													1976	3	90	INZITARI FR

**CASH REPORT
TOWN OF BEACON FALLS**

MONTHLY REPORT BY BILLING YEAR

CASH: CITY

Date: 11/02/2023

Pay Date: 10/01/2023 To 10/31/2023

Time: 13:43:57

Page: 5

Condition: Year From: 2007 TO 2023

District:

All Term#

Total Only: NO

Bill Type: 14 CODE T

Susp/Credit: ALL

Cycle #: 00 TO 00

Recap Option: Year Type

BILL #	S-D	CITY Gross	INTEREST Exmpt	LIEN Net	FEEES	Tax	BINT	TOTAL	DATE PAID	K	TP	OVR	BATCH	TRANS#	TERM#	NAME
2022-3-0052555		195.55	11.73	0.00	0.00		0.00	207.28	10/12/2023	#T	P					
2022-3-0052754		140.02	8.40	0.00	0.00		0.00	148.42	10/16/2023	#T	P		1976	2	90	INZITARI FR
2022-3-0052817		137.07	8.22	0.00	0.00		0.00	145.29	10/23/2023	#T	P		1980	5	90	KELLY DANIE
2022-3-0052832		249.61	14.98	0.00	0.00		0.00	264.59	10/31/2023	#T	P		1985	5	90	KLEPPS JENN
2022-3-0052990		140.61	8.44	0.00	0.00		0.00	149.05	10/30/2023	#T	P		1994	5	90	KNAPIK STEP
2022-3-0053221		56.42	3.39	0.00	0.00		0.00	59.81	10/13/2023	#T	P		1991	5	90	LAGE LOUIS
2022-3-0053222		156.56	9.39	0.00	0.00		0.00	165.95	10/13/2023	#T	P		1977	7	90	LUPONE JOHN
2022-3-0053223		290.67	17.44	0.00	0.00		0.00	308.11	10/13/2023	#T	P		1977	8	90	LUPONE JOHN
2022-3-0053242		412.08	24.39	0.00	0.00		0.00	436.47	10/26/2023	#T	P	O	2212	1	3	LUPONE MICH
2022-3-0053281		115.21	6.91	0.00	0.00		0.00	122.12	10/02/2023	#T	P		2738	1	2	MACEY JOHN
2022-3-0053326		196.09	8.82	0.00	0.00		0.00	204.91	10/03/2023	#T	P		2739	2	2	MATORANO MA
2022-3-0053405		504.54	30.27	0.00	0.00		0.00	534.81	10/10/2023	#T	P		1974	1	90	MARINO ADRI
2022-3-0053464		392.29	23.54	0.00	0.00		0.00	415.83	10/04/2023	#T	P		1971	1	90	MAYFIELD CH
2022-3-0053470		582.23	34.93	0.00	0.00		0.00	617.16	10/27/2023	#T	P		1990	1	90	MCSPELLIN M
2022-3-0053471		451.08	27.06	0.00	0.00		0.00	478.14	10/27/2023	#T	P		1990	4	90	MCVEIGH ROB
2022-3-0053472		28.06	2.00	0.00	0.00		0.00	30.06	10/27/2023	#T	P		1990	5	90	MCVEIGH ROB
2022-3-0053517		14.77	2.00	0.00	0.00		0.00	16.77	10/16/2023	#T	P		1979	3	90	MICKNAK JOH
2022-3-0053518		58.49	3.51	0.00	0.00		0.00	62.00	10/16/2023	#T	P		1979	2	90	MICKNAK JOH
2022-3-0053519		187.28	11.24	0.00	0.00		0.00	198.52	10/16/2023	#T	P		1979	1	90	MICKNAK JOH
2022-3-0053583		414.15	24.85	0.00	0.00		0.00	439.00	10/17/2023	#T	P		2207	3	3	MOHAMED HAM
2022-3-0053621		315.78	18.95	0.00	0.00		0.00	334.73	10/24/2023	#T	P		2211	1	3	MORALES MIL
2022-3-0053631		107.48	1.61	0.00	0.00		0.00	109.09	10/16/2023	#T	P		1978	1	90	MORIARTY CA
2022-3-0053698		383.13	22.99	0.00	0.00		0.00	406.12	10/06/2023	#T	P		1972	3	90	MURZIN DANI
2022-3-0053704		40.66	9.34	0.00	0.00		0.00	50.00	10/10/2023	#T	P	P	2203	6	3	MUTH KRISTI
2022-3-0053704		50.00	0.00	0.00	0.00		0.00	50.00	10/23/2023	#T	P	P	2210	1	3	MUTH KRISTI
2022-3-0053856		117.86	7.07	0.00	0.00		0.00	124.93	10/13/2023	#T	P		1977	13	90	NORTHROP CH
2022-3-0053862		315.78	18.95	0.00	0.00		0.00	334.73	10/13/2023	#T	P		1977	12	90	NORTHROP SH
2022-3-0053863		14.77	2.00	0.00	0.00		0.00	16.77	10/17/2023	#T	P		1981	1	90	NORTON GEOR
2022-3-0053864		14.77	2.00	0.00	0.00		0.00	16.77	10/17/2023	#T	P		1981	4	90	NORTON GEOR
2022-3-0053865		67.35	4.04	0.00	0.00		0.00	71.39	10/17/2023	#T	P		1981	2	90	NORTON GEOR
2022-3-0053982		149.47	8.97	0.00	0.00		0.00	158.44	10/17/2023	#T	P		1981	3	90	NORTON GEOR
2022-3-0053983		341.78	20.51	0.00	0.00		0.00	362.29	10/06/2023	#T	P		1972	2	90	OSOWIECKI L
2022-3-0054028		14.77	2.00	0.00	0.00		0.00	16.77	10/06/2023	#T	P		1972	1	90	OSOWIECKI S
2022-3-0054040		14.77	2.00	0.00	0.00		0.00	16.77	10/23/2023	#T	P		1985	6	90	PALOMBA RIC
2022-3-0054093		15.97	0.00	0.00	0.00		0.00	15.97	10/04/2023	#T	P		2740	1	2	PARADIS-BRA
2022-3-0054093		7.25	15.75	0.00	0.00		0.00	23.00	10/02/2023	#T	P		1968	4	90	PENTA SERVI
2022-3-0054093		342.80	5.14	0.00	0.00		0.00	347.94	10/16/2023	#T	P		1980	3	90	PENTA SERVI
2022-3-0054128		288.61	17.32	0.00	0.00		0.00	305.93	10/27/2023	#T	P		1990	2	90	PERUN GINNY
2022-3-0054212		228.64	13.72	0.00	0.00		0.00	242.36	10/10/2023	#T	P		2203	1	3	PISCATELLO
2022-3-0054284		18.02	2.00	0.00	0.00		0.00	20.02	10/20/2023	#T	P		1983	1	90	POTJE IVANA
2022-3-0054357		406.47	18.29	0.00	0.00		0.00	424.76	10/02/2023	#T	P		1967	9	90	PUSTELNY KA
2022-3-0054369		174.29	10.46	0.00	0.00		0.00	184.75	10/12/2023	#T	P		1976	7	90	R & V FLOOR
2022-3-0054370		525.22	31.51	0.00	0.00		0.00	556.73	10/12/2023	#T	P		1976	8	90	R & V FLOOR
2022-3-0054371		288.61	17.32	0.00	0.00		0.00	305.93	10/20/2023	#T	P		1983	4	90	R & V WOOD
2022-3-0054372		248.73	14.92	0.00	0.00		0.00	263.65	10/20/2023	#T	P		1983	5	90	R & V WOOD
2022-3-0054373		113.73	6.82	0.00	0.00		0.00	120.55	10/20/2023	#T	P		1983	7	90	R & V WOOD
2022-3-0054374		39.70	2.38	0.00	0.00		0.00	42.08	10/20/2023	#T	P		1983	6	90	R & V WOOD
2022-3-0054388		28.04	0.85	0.00	0.00		0.00	28.89	10/11/2023	#T	P	P	2204	1	3	RAJA ARDIAN
2022-3-0054428		272.95	16.38	0.00	0.00		0.00	289.33	10/31/2023	#T	P		2215	10	3	REILLY JOSE
2022-3-0054429		106.64	6.40	0.00	0.00		0.00	113.04	10/31/2023	#T	P		2215	11	3	REILLY JOSE
2022-3-0054430		122.00	7.32	0.00	0.00		0.00	129.32	10/31/2023	#T	P		2215	12	3	REILLY JOSE
2022-3-0054431		311.35	18.68	0.00	0.00		0.00	330.03	10/31/2023	#T	P		1994	2	90	REILLY MARK
2022-3-0054436		108.62	6.52	0.00	0.00		0.00	115.14	10/20/2023	#T	P		1983	8	90	REIS-REGO B
2022-3-0054437		15.36	2.00	0.00	0.00		0.00	17.36	10/20/2023	#T	P		1983	9	90	REIS-REGO B
2022-3-0054558		405.32	24.69	0.00	0.00		0.00	430.01	10/27/2023	#T	P	P	2213	1	3	RODRIGO JE
2022-3-0054564		230.84	14.46	0.00	0.00		0.00	245.30	10/27/2023	#T	P	P	2213	4	3	RODRIGO SH
2022-3-0054589		235.73	10.61	0.00	0.00		0.00	246.34	10/02/2023	#T	P		1967	1	90	ROQUE YESSE
2022-3-0054590		511.93	23.04	0.00	0.00		0.00	534.97	10/02/2023	#T	P		1967	2	90	ROQUE YESSE
2022-3-0054591		340.30	15.31	0.00	0.00		0.00	355.61	10/02/2023	#T	P		1967	3	90	ROQUE YESSE

**CASH REPORT
TOWN OF BEACON FALLS**

MONTHLY REPORT BY BILLING YEAR
 Condition: Year From: 2007 TO 2023
 Recap Option: Year Type
 BILL # S-D

CASH: CITY Date: 11/02/2023 Pay Date: 10/01/2023 To 10/31/2023 Time: 13:44:01 Page: 7
 District: All Term# Total Only: NO Bill Type: 14 CODE T Susp/Credit: ALL Cycle #: 00 TO 00

	CITY Gross	INTEREST Exmpt	LIEN Net	FEES Tax	BINT	TOTAL	DATE PAID	K	TP	OVR	BATCH	TRANS#	TERM#	NAME
TOT CUR/YR COLL.	84,901.58	3,508.00	0.00	0.00	0.00	88,409.58								
TOT BACK/YR COLL.	21,274.84	6,799.56	192.00	664.67	0.00	28,931.07								
TOT ACTIVE	105,588.09	9,529.22	192.00	574.23	0.00	115,883.54								
TOT SUSPENSE	588.33	778.34	0.00	90.44	0.00	1,457.11								
GRAND TOTAL	106,176.42	10,307.56	192.00	664.67	0.00	117,340.65								
CITY	CURRENT:	88,409.58	BACK	:		28,931.07								

RECEIPT TOTAL 117,340.65
 CASH TOTAL 3,136.38
 CHANGE TOTAL 45.87

 CASH BALANCE 3,090.51
 CHECK TOTAL 57,517.14
 CREDIT TOTAL 56,733.00
 DEBIT TOTAL 0.00
 DEPOSIT TOTAL 60,607.65 *** (EXCLUDE CREDIT AND DEBIT CARD)

 DEPOSIT TOTAL 117,340.65

**ADJUSTMENT REPORT
TOWN OF BEACON FALLS**

MONTHLY REPORT BY ADJUSTMENT CODE CASH: CITY Date: 11/02/2023 Pay Date: 10/01/2023 To 10/31/2023 Time: 13:44:02 Page: 1
 Condition: Year From: 2007 TO 2023 District: All Term# Bill Type: 14 CODE T Susp/Credit: ALL Cycle #: 00 TO 00

BILL #	S-D	ADJ	ASSM	EXEMP	CODE	COC	DATE-PAID	MON	TP	OVR	BATCH	TRANS#	TERM#	NAME	PLAN
2021-03-0052869		-597.88	-21119		0	32	09762M	10/27/2023	OCT	A		9999	1	99	ASS KONDAM MANI
2021-03-0053759		-346.68	-12246		0	32	09744M	10/06/2023	OCT	A		9999	1	99	ASS NISSAN INFI
2021-03-0053763		-159.22	-5624		0	32	09746M	10/06/2023	OCT	A		9999	1	99	ASS NISSAN INFI
2021-03-0053779		-392.01	-13847		0	32	09737M	10/06/2023	OCT	A		9999	1	99	ASS NISSAN INFI
2021-03-0053780		-392.01	-13847		0	32	09738M	10/06/2023	OCT	A		9999	1	99	ASS NISSAN INFI
2021-03-0053781		-356.08	-12578		0	32	09739M	10/06/2023	OCT	A		9999	1	99	ASS NISSAN INFI
2021-03-0053783		-326.87	-11546		0	32	09740M	10/06/2023	OCT	A		9999	1	99	ASS NISSAN INFI
2021-03-0053789		-163.86	-5788		0	32	09741M	10/06/2023	OCT	A		9999	1	99	ASS NISSAN INFI
2021-03-0053792		-89.92	-3176		0	32	09742M	10/06/2023	OCT	A		9999	1	99	ASS NISSAN INFI
2021-03-0053794		-521.73	-18429		0	32	09745M	10/06/2023	OCT	A		9999	1	99	ASS NISSAN INFI
2021-03-0053797		-453.30	-16012		0	32	09743M	10/06/2023	OCT	A		9999	1	99	ASS NISSAN INFI
2021-03-0055269		-558.90	-19742		0	32	09764M	10/27/2023	OCT	A		9999	1	99	ASS THAMATAM PA
TOT M/V		-4,358.46	-153954		0										
		-4,358.46													
TOT YR 2021		-4,358.46	-153954		0										
		-4,358.46													
2022-03-0050895		-270.76	-9166		0	32	09760M	10/21/2023	OCT	A		9999	1	99	ASS CCAP AUTO L
2022-03-0051999		-4.90	-166		0	32	09733M	10/02/2023	OCT	A		9999	1	99	ASS GENTILE CHR
2022-03-0052000		-138.84	-4700		0	32	09732M	10/02/2023	OCT	A		9999	1	99	ASS GENTILE CHR
2022-03-0053846		-466.47	-15791		0	32	09765M	10/27/2023	OCT	A		9999	1	99	ASS NISSAN INFI
2022-03-0054006		-456.10	-15440		0	32	09747M	10/16/2023	OCT	A		9999	1	99	ASS PAGAN AGUST
2022-03-0054374		-198.10	-6706		0	32	09756M	10/16/2023	OCT	A		9999	1	99	ASS R & V WOOD
2022-03-0054436		-541.85	-18343		0	32	09757M	10/18/2023	OCT	A		9999	1	99	ASS REIS-REGO B
2022-03-0054588		-209.17	-7081		0	32	09734M	10/04/2023	OCT	A		9999	1	99	ASS ROQUE VEGA
2022-03-0054745		-222.96	-7548		0	32	09758M	10/19/2023	OCT	A		9999	1	99	ASS SAVOY MATTH
2022-03-0054746		-196.86	-6664		0	32	09759M	10/19/2023	OCT	A		9999	1	99	ASS SAVOY MATTH
2022-03-0055309		-680.90	-23050		0	32	09763M	10/27/2023	OCT	A		9999	1	99	ASS THAMATAM PA
2022-03-0055387		-259.81	-8795		0	32	09755M	10/16/2023	OCT	A		9999	1	99	ASS TOYOTA LEAS

**ADJUSTMENT REPORT
TOWN OF BEACON FALLS**

MONTHLY REPORT BY ADJUSTMENT CODE CASH: CITY Date: 11/02/2023 Pay Date: 10/01/2023 To 10/31/2023 Time: 13:44:03 Page: 3
 Condition: Year From: 2007 TO 2023 District: All Term# Bill Type: 14 CODE T Susp/Credit: ALL Cycle #: 00 TO 00
 BILL # S-D ADJ ASSM EXEMP CODE COC DATE-PAID MON TP OVR BATCH TRANS# TERM# NAME PLAN

TOT CUR/YR COLL.	-7,694.62	-260481	0
	-7,694.62		
TOT BACK/YR COLL.	-4,358.46	-153954	0
	-4,358.46		
TOT ACTIVE ONLY	-12,053.08	-414435	0
	-12,053.08		
GRAND TOTAL	-12,053.08	-414435	0
	-12,053.08		

**TRANSFERS
TOWN OF BEACON FALLS**

MONTHLY REPORT BY BILLING YEAR

Condition: Year From: 2007 TO 2023
Recap Option: Year Type
BILL # S-D

CASH: CITY
District:

Date: 11/02/2023 Pay Date: 10/01/2023 To 10/31/2023 Time: 13:44:06 Page: 11
All Term# Total Only: NO Bill Type: 14 CODE T Susp/Credit: ALL Cycle #: 00 TO 00

BILL #	CITY Gross	INTEREST Exmpt	LIEN Net	FEES	Tax	BINT	TOTAL	DATE PAID	K	TP	OVR	BATCH	TRANS#	TERM#	NAME
N 2020-3-0052478	0.00	75.00	0.00	0.00		0.00	75.00	10/05/2023	#T	TP					
N 2020-3-0052478	0.00	0.00	0.00	3.43		0.00	3.43	10/05/2023	#T	TP		502	2	10	Y IZOKAITIS P
N 2020-3-0052478	0.00	0.00	0.00	-75.00		0.00	-75.00	10/05/2023	#T	TF		503	2	10	TS Y IZOKAITIS P
N 2020-3-0052478	0.00	-3.43	0.00	0.00		0.00	-3.43	10/05/2023	#T	TF		502	1	10	TS Y IZOKAITIS P
TOT MOTOR VEH	0.00	71.57	0.00	-71.57		0.00	0.00					503	1	10	Y IZOKAITIS P
TOT YR 2020	0.00	71.57	0.00	-71.57		0.00	0.00								
N 2021-3-0055812	-9.65	0.00	0.00	0.00		0.00	-9.65	10/12/2023	#T	TF		505	1	10	Y YOUNG CLAUD
TOT MOTOR VEH	-9.65	0.00	0.00	0.00		0.00	-9.65								
TOT YR 2021	-9.65	0.00	0.00	0.00		0.00	-9.65								
I 2022-3-0054388	0.00	-0.42	0.00	0.00		0.00	-0.42	10/12/2023	#T	TF		504	1	10	Y RAJA ARDIAN
I 2022-3-0054388	0.42	0.00	0.00	0.00		0.00	0.42	10/12/2023	#T	TP		504	2	10	Y RAJA ARDIAN
I 2022-3-0055642	0.20	0.00	0.00	0.00		0.00	0.20	10/12/2023	#T	TP		504	4	10	Y VOLAGE WILL
I 2022-3-0055642	0.00	-0.20	0.00	0.00		0.00	-0.20	10/12/2023	#T	TF		504	3	10	Y VOLAGE WILL
I 2022-3-0055885	9.65	0.00	0.00	0.00		0.00	9.65	10/12/2023	#T	TP		505	2	10	Y YOUNG CLAUD
TOT MOTOR VEH	10.27	-0.62	0.00	0.00		0.00	9.65								
TOT YR 2022	10.27	-0.62	0.00	0.00		0.00	9.65								
TOT CUR/YR COLL.	10.27	-0.62	0.00	0.00		0.00	9.65								
TOT BACK/YR COLL.	-9.65	71.57	0.00	-71.57		0.00	-9.65								
TOT ACTIVE	0.62	70.95	0.00	-71.57		0.00	0.00								
GRAND TOTAL	0.62	70.95	0.00	-71.57		0.00	0.00								
TRANSFERS	0.62	70.95	0.00	-71.57		0.00	0.00								
CITY	0.62	70.95	0.00	-71.57		0.00	0.00								
CURRENT:		9.65	BACK :			-9.65									

RECEIPT TOTAL	0.00	
CASH TOTAL	0.00	
CHANGE TOTAL	0.00	

CASH BALANCE	0.00	
CHECK TOTAL	0.00	
CREDIT TOTAL	0.00	
DEBIT TOTAL	0.00	
POSIT TOTAL	0.00	*** (EXCLUDE CREDIT AND DEBIT CARD)

POSIT TOTAL	0.00	

GRAND RATEBOOK BALANCE SHEET REPORT
TOWN OF BEACON FALLS
GRAND LIST YEAR 2022

*Year: 2007 To 2023, Pay Date: 10/31/2023, Time: 11/02/2023 01:46:01 pm
 Conditions: Recap By Year: Yes Recap By Dist: No Act/Susp: Active, Cycle: 00 To 00, Type: CITY, Bill Type: 14 CODE T

YEAR/TYPE	ACTS	BEGINNING BALANCE	LAWFUL INC.	CORRECTIONS DEC.	TAXES COLLECTABLE	CURRENT SUSPENSE	TAXES/BINT PAID	INTEREST PAID	L+FEES PAID	TOTAL PAID	OVER PAID	UNCOLLECTED TAXES
PERS PROP	2	0.00	0.00	0.00	0.00	0.00	0.00	0.00	0.00	0.00	0.00	0.00
MOTOR VEH	9	-498.94	0.00	0.00	-498.94	0.00	0.00	0.00	0.00	0.00	0.00	0.00
YR: 2014	23	7,232.18	0.00	0.00	7,232.18	0.00	0.00	0.00	0.00	0.00	-498.94	-498.94
REAL ESTAT	23	8,482.34	0.00	0.00	8,482.34	0.00	396.46	349.97	0.00	746.43	0.00	8,085.88
PERS PROP	2	0.00	0.00	0.00	0.00	0.00	0.00	0.00	0.00	0.00	0.00	0.00
MOTOR VEH	12	-15.54	0.00	0.00	-15.54	0.00	0.00	0.00	0.00	0.00	-15.54	-15.54
MVS	2	0.00	0.00	0.00	0.00	0.00	0.00	0.00	0.00	0.00	0.00	0.00
YR: 2015	39	8,466.80	0.00	0.00	8,466.80	0.00	396.46	349.97	0.00	746.43	-15.54	8,070.34
REAL ESTAT	43	7,736.18	0.00	0.00	7,736.18	0.00	419.36	443.50	48.00	910.86	0.00	7,316.82
PERS PROP	1	0.00	0.00	0.00	0.00	0.00	0.00	0.00	0.00	0.00	0.00	0.00
MOTOR VEH	20	-14.43	0.00	0.00	-14.43	0.00	0.00	0.00	0.00	0.00	-14.43	-14.43
MVS	7	0.00	0.00	0.00	0.00	0.00	0.00	0.00	0.00	0.00	0.00	0.00
YR: 2016	71	7,721.75	0.00	0.00	7,721.75	0.00	419.36	443.50	48.00	910.86	-14.43	7,302.39
REAL ESTAT	52	9,948.03	0.00	0.00	9,948.03	0.00	1,065.56	455.78	60.75	1,582.09	0.00	8,882.47
PERS PROP	6	0.00	0.00	0.00	0.00	0.00	0.00	0.00	0.00	0.00	0.00	0.00
MOTOR VEH	66	-106.84	0.00	0.00	-106.84	0.00	0.00	0.00	0.00	0.00	-106.84	-106.84
MVS	31	-26.50	0.00	0.00	-26.50	0.00	0.00	0.00	0.00	0.00	-26.50	-26.50
YR: 2017	155	9,814.69	0.00	0.00	9,814.69	0.00	1,065.56	455.78	60.75	1,582.09	-133.34	8,749.13
REAL ESTAT	55	11,603.00	0.00	0.00	11,603.00	0.00	1,065.56	728.71	72.00	1,866.27	-40.16	10,537.44
PERS PROP	11	0.00	0.00	0.00	0.00	0.00	0.00	0.00	0.00	0.00	0.00	0.00
MOTOR VEH	157	-733.35	0.00	0.00	-733.35	0.00	0.00	0.00	0.00	0.00	-733.35	-733.35
MVS	90	0.00	0.00	0.00	0.00	0.00	0.00	0.00	0.00	0.00	0.00	0.00
YR: 2018	313	10,869.65	0.00	0.00	10,869.65	0.00	1,065.56	728.71	72.00	1,866.27	-773.51	9,804.09
REAL ESTAT	1,964	35,503.63	0.00	0.00	35,503.63	0.00	3,975.98	2,152.20	114.00	6,242.18	-1,460.07	31,527.65
PERS PROP	78	11,545.17	0.00	0.00	11,545.17	0.00	0.00	0.00	0.00	0.00	0.00	11,545.17
MOTOR VEH	587	18,812.76	0.00	0.00	18,812.76	0.00	2,317.79	1,304.92	242.81	3,865.52	-664.00	16,494.97

GRAND RATEBOOK BALANCE SHEET REPORT
TOWN OF BEACON FALLS
GRAND LIST YEAR 2022

*Year: 2007 To 2023, Pay Date: 10/31/2023, Time: 11/02/2023 01:46:29 pm
 Conditions: Recap By Year: Yes Recap By Dist: No Act/Susp: Active, Cycle: 00 To 00, Type: CITY, Bill Type: 14 CODE T

YEAR/TYPER	ACTS	BEGINNING BALANCE	LAWFUL INC.	CORRECTIONS DEC.	TAXES COLLECTABLE	CURRENT SUSPENSE	TAXES/BINT PAID	INTEREST PAID	L+FEES PAID	TOTAL PAID	OVER PAID	UNCOLLECTED TAXES
MVS	888	5,487.38	0.00	0.00	5,487.38	0.00	437.62	216.62	98.13	752.37	-63.64	5,049.76
YR: 2019	3,517	71,348.94	0.00	0.00	71,348.94	0.00	6,731.39	3,673.74	454.94	10,860.07	-2,187.71	64,617.55
REAL ESTAT	2,772	107,903.04	0.00	0.00	107,903.04	0.00	60,201.61	17,035.42	192.00	77,429.03	-12,539.08	47,701.43
PERS PROP	273	11,889.98	0.00	0.00	11,889.98	0.00	67.01	25.13	0.00	92.14	0.00	11,822.97
MOTOR VEH	5,801	36,293.93	0.00	0.00	36,293.93	0.00	6,950.81	3,160.33	993.12	11,104.26	-192.79	29,343.12
MVS	1,198	15,630.84	0.00	-403.10	15,227.74	0.00	2,421.92	775.15	323.60	3,520.67	0.00	12,805.82
YR: 2020	10,044	171,717.79	0.00	-403.10	171,314.69	0.00	69,641.35	20,996.03	1,508.72	92,146.10	-12,731.87	101,673.34
REAL ESTAT	2,795	218,869.67	0.00	0.00	218,869.67	0.00	103,991.00	12,881.46	4,644.00	121,516.46	-7,041.13	114,878.67
PERS PROP	270	2,859.60	0.00	0.00	2,859.60	0.00	68.23	13.30	0.00	81.53	0.00	2,791.37
MOTOR VEH	5,928	93,853.56	0.00	-5,681.05	88,172.51	0.00	19,547.03	4,184.92	0.00	23,731.95	-4,481.23	68,625.48
MVS	944	29,030.07	409.65	0.00	29,439.72	0.00	7,250.89	866.11	0.00	8,117.00	-254.81	22,188.83
YR: 2021	9,937	344,612.90	409.65	-5,681.05	339,341.50	0.00	130,857.15	17,945.79	4,644.00	153,446.94	-11,777.17	208,484.35
REAL ESTAT	2,812	15,441,141.47	20,113.46	-500.00	15,460,754.93	0.00	8,109,414.17	5,737.94	60.00	8,115,212.11	-976.37	7,351,340.76
PERS PROP	264	997,946.55	0.00	0.00	997,946.55	0.00	534,638.15	219.95	0.00	534,858.10	-0.42	463,308.40
MOTOR VEH	5,998	2,067,460.83	4,831.25	-32,205.27	2,040,086.81	0.00	1,793,311.33	8,967.58	40.00	1,802,318.91	-8,670.76	246,775.48
YR: 2022	9,074	18,506,548.85	24,944.71	-32,705.27	18,498,788.29	0.00	10,437,363.65	14,925.47	100.00	10,452,389.12	-9,647.55	8,061,424.64
Grand Total	33,270	19,192,830.02	25,354.36	-38,789.42	19,179,394.96	0.00	10,647,854.50	59,561.38	6,888.41	10,714,304.29	-37,919.02	8,531,540.46

GRAND RATEBOOK BALANCE SHEET REPORT
TOWN OF BEACON FALLS
GRAND LIST YEAR 2022

Year: 2007 To 2023, Pay Date: 10/31/2023, Time: 11/03/2023 09:49:13 am All

YEAR/TYPE	ACTS	BEGINNING BALANCE	LAWFUL INC.	Act/Susp: CORRECTIONS DEC.	Active, COLLECTABLE TAXES	Cycle: 00 To 00, CURRENT SUSPENSE	Type: CITY, TAXES/BINT PAID	Bill Type: 07 WATER INTEREST PAID	L+FEES PAID	TOTAL PAID	OVER PAID	UNCOLLECTED TAXES
WATER	2	0.00	0.00	0.00	0.00	0.00	0.00	0.00	0.00	0.00	0.00	0.00
YR: 2007	2	0.00	0.00	0.00	0.00	0.00	0.00	0.00	0.00	0.00	0.00	0.00
WATER	186	3,970.72	0.00	0.00	3,970.72	0.00	0.00	0.00	0.00	0.00	0.00	3,970.72
YR: 2008	186	3,970.72	0.00	0.00	3,970.72	0.00	0.00	0.00	0.00	0.00	0.00	3,970.72
WATER	185	916.32	0.00	0.00	916.32	0.00	0.00	0.00	0.00	0.00	0.00	916.32
YR: 2009	185	916.32	0.00	0.00	916.32	0.00	0.00	0.00	0.00	0.00	0.00	916.32
WATER	187	916.32	0.00	0.00	916.32	0.00	0.00	0.00	0.00	0.00	0.00	916.32
YR: 2010	187	916.32	0.00	0.00	916.32	0.00	0.00	0.00	0.00	0.00	0.00	916.32
WATER	187	1,118.60	0.00	0.00	1,118.60	0.00	0.00	0.00	0.00	0.00	0.00	1,118.60
YR: 2011	187	1,118.60	0.00	0.00	1,118.60	0.00	0.00	0.00	0.00	0.00	0.00	1,118.60
WATER	187	1,221.76	0.00	0.00	1,221.76	0.00	0.00	0.00	0.00	0.00	0.00	1,221.76
YR: 2012	187	1,221.76	0.00	0.00	1,221.76	0.00	0.00	0.00	0.00	0.00	0.00	1,221.76
WATER	187	1,221.76	0.00	0.00	1,221.76	0.00	0.00	0.00	0.00	0.00	0.00	1,221.76
YR: 2013	187	1,221.76	0.00	0.00	1,221.76	0.00	0.00	0.00	0.00	0.00	0.00	1,221.76
WATER	187	1,493.27	0.00	0.00	1,493.27	0.00	-0.89	0.00	0.00	-0.89	0.00	1,494.16
YR: 2014	187	1,493.27	0.00	0.00	1,493.27	0.00	-0.89	0.00	0.00	-0.89	0.00	1,494.16
WATER	187	1,526.66	0.00	0.00	1,526.66	0.00	-0.54	0.00	0.00	-0.54	0.00	1,527.20
YR: 2015	187	1,526.66	0.00	0.00	1,526.66	0.00	-0.54	0.00	0.00	-0.54	0.00	1,527.20
WATER	187	1,832.64	0.00	0.00	1,832.64	0.00	117.83 187.61	111.35	0.00	416.79	0.00	1,527.20
YR: 2016	187	1,832.64	0.00	0.00	1,832.64	0.00	117.83 187.61	111.35	0.00	416.79	0.00	1,527.20
WATER	187	1,832.64	0.00	0.00	1,832.64	0.00	130.66 174.78	99.95	0.00	405.39	0.00	1,527.20
YR: 2017	187	1,832.64	0.00	0.00	1,832.64	0.00	130.66 174.78	99.95	0.00	405.39	0.00	1,527.20

GRAND RATEBOOK BALANCE SHEET REPORT

TOWN OF BEACON FALLS

GRAND LIST YEAR 2022

Year: 2007 To 2023, Pay Date: 10/31/2023, Time: 11/03/2023 09:52:04 am All

Conditions: Recap By Year:Yes Recap By Dist:No Act/Susp: Active, Cycle: 00 To 00, Type: CITY, Bill Type: 07 WATER

YEAR/TYPE	ACTS	BEGINNING BALANCE	LAWFUL INC.	CORRECTIONS DEC.	COLLECTABLE	TAXES CURRENT SUSPENSE	TAXES/BINT PAID	INTEREST PAID	L+FEES PAID	TOTAL PAID	OVER PAID	UNCOLLECTED TAXES
							174.78					
WATER	187	1,811.63	0.00	0.00	1,811.63	0.00	112.26 172.17	77.96	0.00	362.39	0.00	1,527.20
YR: 2018	187	1,811.63	0.00	0.00	1,811.63	0.00	112.26 172.17	77.96	0.00	362.39	0.00	1,527.20
WATER	188	2,413.10	0.00	0.00	2,413.10	0.00	264.02 316.44	126.50	0.00	706.96	0.00	1,832.64
YR: 2019	188	2,413.10	0.00	0.00	2,413.10	0.00	264.02 316.44	126.50	0.00	706.96	0.00	1,832.64
WATER	187	3,359.84	0.00	0.00	3,359.84	0.00	627.46 594.30	143.44	0.00	1,365.20	0.00	2,138.08
YR: 2020	187	3,359.84	0.00	0.00	3,359.84	0.00	627.46 594.30	143.44	0.00	1,365.20	0.00	2,138.08
WATER	187	18,631.84	0.00	0.00	18,631.84	0.00	21,251.11 6,542.38	134.03	120.00	28,047.52	0.00	2,443.52
YR: 2021	187	18,631.84	0.00	0.00	18,631.84	0.00	11,605.17 21,251.11 6,542.38	134.03	120.00	28,047.52	0.00	2,443.52
							PAY OFF PRINC 11,605.17					
WATER	187	16,689.89	119.78	0.00	16,809.67	0.00	19,839.66 5,160.53	113.72	140.00	25,253.91	0.00	3,330.29
YR: 2022	187	16,689.89	119.78	0.00	16,809.67	0.00	11,520.81 19,839.66 5,160.53	113.72	140.00	25,253.91	0.00	3,330.29
							PAY OFF PRINC 11,520.81					
WATER	187	15,272.00	0.00	0.00	15,272.00	0.00	10,413.14 3,552.02	12.37	48.00	14,025.53	-48.01	5,192.48
YR: 2023	187	15,272.00	0.00	0.00	15,272.00	0.00	3,885.64 10,413.14 3,552.02	12.37	48.00	14,025.53	-48.01	5,192.48
							PAY OFF PRINC 3,885.64					
Grand Total	188	74,228.99	119.78	0.00	74,348.77	0.00	52,754.71 16,700.23	819.32	308.00	70,582.26	-48.01	31,905.45
							PAY OFF PRINC 27,011.62					

**CASH REPORT
TOWN OF BEACON FALLS**

MONTHLY REPORT BY BILLING YEAR

Condition: Year From: 2007 TO 2023

Recap Option: Year Type

CASH: CITY

District:

Date: 11/03/2023

Pay Date: 10/01/2023 To 10/31/2023

Time: 09:34:40 Page: 1

All Term# Total Only: NO Bill Type: 07 WATER Susp/Credit: ALL Cycle #: 00 TO 00

BILL #	S-D	CITY Gross	INTEREST Exmpt	LIEN Net	FEEES	Tax	BINT	TOTAL	DATE PAID	K	TP	OVR	BATCH	TRANS#	TERM#	NAME
2023-7-0003025	03	191.40	0.00	0.00	0.00		114.04	305.44	10/02/2023	P	3		1375	3	20	MARKS WENDY
2023-7-0003033	03	194.26	0.00	0.00	0.00		111.18	305.44	10/02/2023	P	3		1375	6	20	MORALES MIL
2023-7-0003081	03	199.86	0.00	0.00	0.00		105.58	305.44	10/02/2023	P	3		1375	4	20	DUPUIS PHIL
2023-7-0003095	03	1,888.01	6.54	24.00	0.00		87.41	2,005.96	10/11/2023	P	3	0	1379	1	20	MINNICK LAU
2023-7-0003099	03	194.26	0.00	0.00	0.00		111.18	305.44	10/02/2023	P	3		1374	9	20	CRAFT NELSO
2023-7-0003131	03	194.26	5.83	0.00	0.00		111.18	311.27	10/03/2023	P	3		1376	2	20	SCOLLIN THO
TOT WATER		2,862.05	12.37	24.00	0.00		640.57	3,538.99								
TOT YR 2023		2,862.05	12.37	24.00	0.00		640.57	3,538.99								
TOT CUR/YR COLL.		2,862.05	12.37	24.00	0.00		640.57	3,538.99								
TOT ACTIVE		2,862.05	12.37	24.00	0.00		640.57	3,538.99								
GRAND TOTAL		2,862.05	12.37	24.00	0.00		640.57	3,538.99								
CITY		CURRENT:	3,538.99	BACK :		0.00										

RECEIPT TOTAL 3,538.99
CASH TOTAL 305.44
CHANGE TOTAL 0.00

CASH BALANCE 305.44
HECK TOTAL 3,233.55
REDIT TOTAL 0.00
EBIT TOTAL 0.00
EPOSIT TOTAL 3,538.99 * (EXCLUDE CREDIT AND DEBIT CARD)**

EPOSIT TOTAL 3,538.99

GRAND RATEBOOK BALANCE SHEET REPORT
TOWN OF BEACON FALLS
GRAND LIST YEAR 2022

Year: 2007 To 2023, Pay Date: 09/30/2023, Time: 11/03/2023 09:43:16 am All Conditions: Recap By Year: Yes Recap By Dist: No Act/Susp: Active, Cycle: 00 To 00, Type: CITY, Bill Type: 07 WATER Page: 1												
YEAR/TYPE	ACTS	BEGINNING BALANCE	LAWFUL INC.	CORRECTIONS DEC.	TAXES COLLECTABLE	CURRENT SUSPENSE	TAXES/BINT PAID	INTEREST PAID	L+FEES PAID	TOTAL PAID	OVER PAID	UNCOLLECTED TAXES
WATER	2	0.00	0.00	0.00	0.00	0.00	0.00	0.00	0.00	0.00	0.00	0.00
YR: 2007	2	0.00	0.00	0.00	0.00	0.00	0.00	0.00	0.00	0.00	0.00	0.00
WATER	186	3,970.72	0.00	0.00	3,970.72	0.00	0.00	0.00	0.00	0.00	0.00	3,970.72
YR: 2008	186	3,970.72	0.00	0.00	3,970.72	0.00	0.00	0.00	0.00	0.00	0.00	3,970.72
WATER	185	916.32	0.00	0.00	916.32	0.00	0.00	0.00	0.00	0.00	0.00	916.32
YR: 2009	185	916.32	0.00	0.00	916.32	0.00	0.00	0.00	0.00	0.00	0.00	916.32
WATER	187	916.32	0.00	0.00	916.32	0.00	0.00	0.00	0.00	0.00	0.00	916.32
YR: 2010	187	916.32	0.00	0.00	916.32	0.00	0.00	0.00	0.00	0.00	0.00	916.32
WATER	187	1,118.60	0.00	0.00	1,118.60	0.00	0.00	0.00	0.00	0.00	0.00	1,118.60
YR: 2011	187	1,118.60	0.00	0.00	1,118.60	0.00	0.00	0.00	0.00	0.00	0.00	1,118.60
WATER	187	1,221.76	0.00	0.00	1,221.76	0.00	0.00	0.00	0.00	0.00	0.00	1,221.76
YR: 2012	187	1,221.76	0.00	0.00	1,221.76	0.00	0.00	0.00	0.00	0.00	0.00	1,221.76
WATER	187	1,221.76	0.00	0.00	1,221.76	0.00	0.00	0.00	0.00	0.00	0.00	1,221.76
YR: 2013	187	1,221.76	0.00	0.00	1,221.76	0.00	0.00	0.00	0.00	0.00	0.00	1,221.76
WATER	187	1,493.27	0.00	0.00	1,493.27	0.00	-0.89	0.00	0.00	-0.89	0.00	1,494.16
YR: 2014	187	1,493.27	0.00	0.00	1,493.27	0.00	-0.89	0.00	0.00	-0.89	0.00	1,494.16
WATER	187	1,526.66	0.00	0.00	1,526.66	0.00	-0.54	0.00	0.00	-0.54	0.00	1,527.20
YR: 2015	187	1,526.66	0.00	0.00	1,526.66	0.00	-0.54	0.00	0.00	-0.54	0.00	1,527.20
WATER	187	1,832.64	0.00	0.00	1,832.64	0.00	117.83 187.61	111.35	0.00	416.79	0.00	1,527.20
YR: 2016	187	1,832.64	0.00	0.00	1,832.64	0.00	117.83 187.61	111.35	0.00	416.79	0.00	1,527.20
WATER	187	1,832.64	0.00	0.00	1,832.64	0.00	130.66 174.78	99.95	0.00	405.39	0.00	1,527.20
YR: 2017	187	1,832.64	0.00	0.00	1,832.64	0.00	130.66	99.95	0.00	405.39	0.00	1,527.20

**GRAND RATEBOOK BALANCE SHEET REPORT
TOWN OF BEACON FALLS
GRAND LIST YEAR 2022**

Year: 2007 To 2023, Pay Date: 09/30/2023, Time: 11/03/2023 09:46:46 am All
 Conditions: Recap By Year: Yes Recap By Dist: No Act/Susp: Active, Cycle: 00 To 00, Type: CITY, Bill Type: 07 WATER
 YEAR/TYPE ACTS BEGINNING LAWFUL CORRECTIONS TAXES CURRENT TAXES/BINT INTEREST L+FEES TOTAL OVER UNCOLLECTED
 BALANCE INC. DEC. COLLECTABLE SUSPENSE PAID PAID PAID PAID PAID TAXES

174.78

WATER	187	1,811.63	0.00	0.00	1,811.63	0.00	112.26 172.17	77.96	0.00	362.39	0.00	1,527.20
YR: 2018	187	1,811.63	0.00	0.00	1,811.63	0.00	112.26 172.17	77.96	0.00	362.39	0.00	1,527.20

WATER	188	2,413.10	0.00	0.00	2,413.10	0.00	264.02 316.44	126.50	0.00	706.96	0.00	1,832.64
YR: 2019	188	2,413.10	0.00	0.00	2,413.10	0.00	264.02 316.44	126.50	0.00	706.96	0.00	1,832.64

WATER	187	3,359.84	0.00	0.00	3,359.84	0.00	627.46 594.30	143.44	0.00	1,365.20	0.00	2,138.08
YR: 2020	187	3,359.84	0.00	0.00	3,359.84	0.00	627.46 594.30	143.44	0.00	1,365.20	0.00	2,138.08

WATER	187	18,631.84	0.00	0.00	18,631.84	0.00	21,251.11 6,542.38	134.03	120.00	28,047.52	0.00	2,443.52
YR: 2021	187	18,631.84	0.00	0.00	18,631.84	0.00	11,605.17 21,251.11 6,542.38	134.03	120.00	28,047.52	0.00	2,443.52
							PAY OFF PRINC 11,605.17					

WATER	187	16,689.89	119.78	0.00	16,809.67	0.00	19,839.66 5,160.53	113.72	140.00	25,253.91	0.00	3,330.29
YR: 2022	187	16,689.89	119.78	0.00	16,809.67	0.00	11,520.81 19,839.66 5,160.53	113.72	140.00	25,253.91	0.00	3,330.29
							PAY OFF PRINC 11,520.81					

WATER	187	15,272.00	0.00	0.00	15,272.00	0.00	7,551.09 2,911.45	0.00	24.00	10,486.54	-48.01	7,025.12
YR: 2023	187	15,272.00	0.00	0.00	15,272.00	0.00	2,215.66 7,551.09 2,911.45	0.00	24.00	10,486.54	-48.01	7,025.12
							PAY OFF PRINC 2,215.66					

Grand Total	188	74,228.99	119.78	0.00	74,348.77	0.00	49,892.66 16,059.66	806.95	284.00	67,043.27	-48.01	33,738.09
							PAY OFF PRINC 25,341.64					

GRAND RATEBOOK BALANCE SHEET REPORT
TOWN OF BEACON FALLS
GRAND LIST YEAR 2022

Year: 2007 To 2023, Pay Date: 09/30/2023, Time: 11/03/2023 09:40:01 am All Conditions: Recap By Year: Yes Recap By Dist: No Act/Susp: Active, Cycle: 00 To 00, Type: CITY, Bill Type: 05 ASSM												
YEAR/TYPE	ACTS	BEGINNING BALANCE	LAWFUL INC.	CORRECTIONS DEC.	TAXES COLLECTABLE	CURRENT SUSPENSE	TAXES/BINT PAID	INTEREST PAID	L+FEES PAID	TOTAL PAID	OVER PAID	UNCOLLECTED TAXES
ASSM	1	0.00	0.00	0.00	0.00	0.00	0.00	0.00	0.00	0.00	0.00	0.00
YR: 2007	1	0.00	0.00	0.00	0.00	0.00	0.00	0.00	0.00	0.00	0.00	0.00
ASSM	12	2,681.53	0.00	0.00	2,681.53	0.00	895.20 122.48	1,602.31	0.00	2,619.99	0.00	1,663.85
YR: 2008	12	2,681.53	0.00	0.00	2,681.53	0.00	895.20 122.48	1,602.31	0.00	2,619.99	0.00	1,663.85
ASSM	19	1,526.52	0.00	0.00	1,526.52	0.00	437.22 71.62	1,101.79	0.00	1,610.63	0.00	1,017.68
YR: 2009	19	1,526.52	0.00	0.00	1,526.52	0.00	437.22 71.62	1,101.79	0.00	1,610.63	0.00	1,017.68
ASSM	14	1,264.77	0.00	0.00	1,264.77	0.00	175.47 71.62	410.60	0.00	657.69	0.00	1,017.68
YR: 2010	14	1,264.77	0.00	0.00	1,264.77	0.00	175.47 71.62	410.60	0.00	657.69	0.00	1,017.68
ASSM	18	1,526.52	0.00	0.00	1,526.52	0.00	449.65 59.19	971.24	24.00	1,504.08	0.00	1,017.68
YR: 2011	18	1,526.52	0.00	0.00	1,526.52	0.00	449.65 59.19	971.24	24.00	1,504.08	0.00	1,017.68
ASSM	20	1,017.68	0.00	0.00	1,017.68	0.00	0.00	0.00	0.00	0.00	0.00	1,017.68
YR: 2012	20	1,017.68	0.00	0.00	1,017.68	0.00	0.00	0.00	0.00	0.00	0.00	1,017.68
ASSM	18	1,017.68	0.00	0.00	1,017.68	0.00	0.00	0.00	0.00	0.00	0.00	1,017.68
YR: 2013	18	1,017.68	0.00	0.00	1,017.68	0.00	0.00	0.00	0.00	0.00	0.00	1,017.68
ASSM	26	1,017.68	0.00	0.00	1,017.68	0.00	0.00	0.00	0.00	0.00	0.00	1,017.68
YR: 2014	26	1,017.68	0.00	0.00	1,017.68	0.00	0.00	0.00	0.00	0.00	0.00	1,017.68
ASSM	23	1,031.17	0.00	0.00	1,031.17	0.00	13.49	2.02	0.00	15.51	0.00	1,017.68
YR: 2015	23	1,031.17	0.00	0.00	1,031.17	0.00	13.49	2.02	0.00	15.51	0.00	1,017.68
ASSM	16	2,544.20	0.00	0.00	2,544.20	0.00	237.09 283.89	263.51	0.00	784.49	0.00	2,035.36

PAY OFF PRINC

12.14

GRAND RATEBOOK BALANCE SHEET REPORT
TOWN OF BEACON FALLS
GRAND LIST YEAR 2022

Year: 2007 To 2023, Pay Date: 09/30/2023, Time: 11/03/2023 09:40:17 am All Conditions: Recap By Year: Yes Recap By Dist: No Act/Susp: Active, Cycle: 00 To 00, Type: CITY, Bill Type: 05 ASSM YEAR/TYPE ACTS BEGINNING BALANCE INC. DEC. COLLECTABLE CURRENT TAXES/BINT PAID INTEREST PAID L+FEES PAID TOTAL PAID OVER PAID UNCOLLECTED TAXES												
YR: 2016	16	2,544.20	0.00	0.00	2,544.20	0.00	237.09 283.89	263.51	0.00	784.49	0.00	2,035.36
							PAY OFF PRINC	12.14				
ASSM	23	3,309.48	0.00	0.00	3,309.48	0.00	415.33 233.98	307.02	0.00	956.33	0.00	2,660.17
YR: 2017	23	3,309.48	0.00	0.00	3,309.48	0.00	415.33 233.98	307.02	0.00	956.33	0.00	2,660.17
ASSM	29	5,347.24	0.00	0.00	5,347.24	0.00	592.08 565.07	729.06	0.00	1,886.21	0.00	4,190.09
YR: 2018	29	5,347.24	0.00	0.00	5,347.24	0.00	592.08 565.07	729.06	0.00	1,886.21	0.00	4,190.09
ASSM	280	6,614.92	0.00	0.00	6,614.92	0.00	592.08 425.60	417.17	0.00	1,434.85	0.00	5,597.24
YR: 2019	280	6,614.92	0.00	0.00	6,614.92	0.00	592.08 425.60	417.17	0.00	1,434.85	0.00	5,597.24
ASSM	269	8,076.70	0.00	0.00	8,076.70	0.00	8,409.29 773.73	464.14	24.00	9,671.16	0.00	6,006.08
YR: 2020	269	8,076.70	0.00	0.00	8,076.70	0.00	6,712.40 8,409.29 773.73	464.14	24.00	9,671.16	0.00	6,006.08
							PAY OFF PRINC	6,712.40				
ASSM	280	68,693.40	0.00	0.00	68,693.40	0.00	57,277.27 19,072.32	947.94	96.00	77,393.53	0.00	6,653.50
YR: 2021	280	68,693.40	0.00	0.00	68,693.40	0.00	14,309.69 57,277.27 19,072.32	947.94	96.00	77,393.53	0.00	6,653.50
							PAY OFF PRINC	14,309.69				
ASSM	280	66,314.50	0.00	0.00	66,314.50	0.00	53,604.73 16,213.17 -47.30	703.38	120.00	70,641.28	0.00	7,775.38
YR: 2022	280	66,314.50	0.00	0.00	66,314.50	0.00	11,231.48 53,604.73 16,213.17 -47.30	703.38	120.00	70,641.28	0.00	7,775.38
							REFUND		0.00	0.00		
							PAY OFF PRINC	11,231.48				
ASSM	280	63,481.34	0.00	-123.66	63,357.68	0.00	40,852.20 9,556.37	0.00	144.00	50,552.57	-156.37	22,897.80
							PAY OFF PRINC	9,825.03				

GRAND RATEBOOK BALANCE SHEET REPORT
TOWN OF BEACON FALLS
GRAND LIST YEAR 2022

Year: 2007 To 2023, Pay Date: 09/30/2023, Time: 11/03/2023 09:42:43 am All												
Conditions: Recap By Year: Yes Recap By Dist: No Act/Susp: Active, Cycle: 00 To 00, Type: CITY, Bill Type: 05 ASSM												
YEAR/TYPE	ACTS	BEGINNING BALANCE	LAWFUL INC.	CORRECTIONS DEC.	TAXES COLLECTABLE	CURRENT SUSPENSE	TAXES/BINT PAID	INTEREST PAID	L+FEES PAID	TOTAL PAID	OVER PAID	UNCOLLECTED TAXES
YR: 2023	280	63,481.34	0.00	-123.66	63,357.68	0.00	40,852.20 9,556.37	0.00	144.00	50,552.57	-156.37	22,897.80
							PAY OFF PRINC			9,825.03		
Grand Total	280	235,465.33	0.00	-123.66	235,341.67	0.00	163,951.10 47,449.04	7,920.18	408.00	219,728.32	-156.37	66,603.23
							REFUND			-47.30	0.00	
							PAY OFF PRINC			42,090.74		

**CASH REPORT
TOWN OF BEACON FALLS**

MONTHLY REPORT BY BILLING YEAR
 Condition: Year From: 2007 TO 2023
 Recap Option: Year Type

CASH: CITY Date: 11/03/2023 Pay Date: 10/01/2023 To 10/31/2023 Time: 09:34:23 Page: 2
 District: All Term# Total Only: NO Bill Type: 05 ASSM Susp/Credit: ALL Cycle #: 00 TO 00

BILL #	S-D	CITY Gross	INTEREST Exmpt	LIEN Net	FEEES Tax	BINT	TOTAL	DATE PAID	K	TP	OVR	BATCH	TRANS#	TERM#	NAME
TOT CUR/YR COLL.		9,383.86	115.74	24.00	0.00	2,183.73	11,707.33								
TOT BACK/YR COLL.		1,527.10	870.45	0.00	0.00	1,017.10	3,414.65								
TOT ACTIVE		10,910.96	986.19	24.00	0.00	3,200.83	15,121.98								
GRAND TOTAL		10,910.96	986.19	24.00	0.00	3,200.83	15,121.98								
CITY	CURRENT:		11,707.33	BACK :		3,414.65									

RECEIPT TOTAL 15,121.98
 CASH TOTAL 4,570.00
 CHANGE TOTAL 40.81

 CASH BALANCE 4,529.19
 CHECK TOTAL 10,592.79
 CREDIT TOTAL 0.00
 DEBIT TOTAL 0.00
 DEPOSIT TOTAL 15,121.98 *** (EXCLUDE CREDIT AND DEBIT CARD)

 DEPOSIT TOTAL 15,121.98

GRAND RATEBOOK BALANCE SHEET REPORT
TOWN OF BEACON FALLS
GRAND LIST YEAR 2022

Year: 2007 To 2023, Pay Date: 10/31/2023,
 Conditions: Recap By Year: Yes Recap By Year: Yes

Time: 11/03/2023 09:36:37 am All
 Dist: No Act/Susp: Active, Cycle: 00 To 00, Type: CITY, Bill Type: 05 ASSM

YEAR/TYPE	ACTS	BEGINNING BALANCE	LAWFUL INC.	CORRECTIONS DEC.	TAXES COLLECTABLE	CURRENT SUSPENSE	TAXES/BINT PAID	INTEREST PAID	L+FEES PAID	TOTAL PAID	OVER PAID	UNCOLLECTED TAXES
ASSM	1	0.00	0.00	0.00	0.00	0.00	0.00	0.00	0.00	0.00	0.00	0.00
YR: 2007	1	0.00	0.00	0.00	0.00	0.00	0.00	0.00	0.00	0.00	0.00	0.00
ASSM	12	2,681.53	0.00	0.00	2,681.53	0.00	895.20 122.48	1,602.31	0.00	2,619.99	0.00	1,663.85
YR: 2008	12	2,681.53	0.00	0.00	2,681.53	0.00	895.20 122.48	1,602.31	0.00	2,619.99	0.00	1,663.85
ASSM	19	1,526.52	0.00	0.00	1,526.52	0.00	437.22 71.62	1,101.79	0.00	1,610.63	0.00	1,017.68
YR: 2009	19	1,526.52	0.00	0.00	1,526.52	0.00	437.22 71.62	1,101.79	0.00	1,610.63	0.00	1,017.68
ASSM	14	1,264.77	0.00	0.00	1,264.77	0.00	175.47 71.62	410.60	0.00	657.69	0.00	1,017.68
YR: 2010	14	1,264.77	0.00	0.00	1,264.77	0.00	175.47 71.62	410.60	0.00	657.69	0.00	1,017.68
ASSM	18	1,526.52	0.00	0.00	1,526.52	0.00	449.65 59.19	971.24	24.00	1,504.08	0.00	1,017.68
YR: 2011	18	1,526.52	0.00	0.00	1,526.52	0.00	449.65 59.19	971.24	24.00	1,504.08	0.00	1,017.68
ASSM	20	1,017.68	0.00	0.00	1,017.68	0.00	0.00	0.00	0.00	0.00	0.00	1,017.68
YR: 2012	20	1,017.68	0.00	0.00	1,017.68	0.00	0.00	0.00	0.00	0.00	0.00	1,017.68
ASSM	18	1,017.68	0.00	0.00	1,017.68	0.00	0.00	0.00	0.00	0.00	0.00	1,017.68
YR: 2013	18	1,017.68	0.00	0.00	1,017.68	0.00	0.00	0.00	0.00	0.00	0.00	1,017.68
ASSM	26	1,017.68	0.00	0.00	1,017.68	0.00	0.00	0.00	0.00	0.00	0.00	1,017.68
YR: 2014	26	1,017.68	0.00	0.00	1,017.68	0.00	0.00	0.00	0.00	0.00	0.00	1,017.68
ASSM	23	1,031.17	0.00	0.00	1,031.17	0.00	13.49	2.02	0.00	15.51	0.00	1,017.68
YR: 2015	23	1,031.17	0.00	0.00	1,031.17	0.00	13.49	2.02	0.00	15.51	0.00	1,017.68
ASSM	16	2,544.20	0.00	0.00	2,544.20	0.00	237.09 283.89	263.51	0.00	784.49	0.00	2,035.36

PAY OFF PRINC

12.14

GRAND RATEBOOK BALANCE SHEET REPORT
TOWN OF BEACON FALLS
GRAND LIST YEAR 2022

Year: 2007 To 2023, Pay Date: 10/31/2023, Time: 11/03/2023 09:36:55 am
 Conditions: Recap By Year: Yes Recap By Dist: No Act/Susp: Active, Cycle: 00 To 00, Type: CITY, Bill Type: 05 ASSM

YEAR/TYPE	ACTS	BEGINNING BALANCE	LAWFUL INC.	CORRECTIONS DEC.	COLLECTABLE	CURRENT SUSPENSE	TAXES/BINT PAID	INTEREST PAID	L+FEES PAID	TOTAL PAID	OVER PAID	UNCOLLECTED TAXES
YR: 2016	16	2,544.20	0.00	0.00	2,544.20	0.00	237.09 283.89	263.51	0.00	784.49	0.00	2,035.36
PAY OFF PRINC							12.14					
ASSM	23	3,309.48	0.00	0.00	3,309.48	0.00	415.33 233.98	307.02	0.00	956.33	0.00	2,660.17
YR: 2017	23	3,309.48	0.00	0.00	3,309.48	0.00	415.33 233.98	307.02	0.00	956.33	0.00	2,660.17
ASSM	29	5,347.24	0.00	0.00	5,347.24	0.00	897.50 768.49	1,013.10	0.00	2,679.09	0.00	3,681.25
YR: 2018	29	5,347.24	0.00	0.00	5,347.24	0.00	897.50 768.49	1,013.10	0.00	2,679.09	0.00	3,681.25
ASSM	280	6,614.92	0.00	0.00	6,614.92	0.00	897.50 629.02	646.24	0.00	2,172.76	0.00	5,088.40
YR: 2019	280	6,614.92	0.00	0.00	6,614.92	0.00	897.50 629.02	646.24	0.00	2,172.76	0.00	5,088.40
ASSM	269	8,076.70	0.00	0.00	8,076.70	0.00	8,714.71 977.15	638.23	24.00	10,354.09	0.00	5,497.24
YR: 2020	269	8,076.70	0.00	0.00	8,076.70	0.00	6,712.40 8,714.71 977.15	638.23	24.00	10,354.09	0.00	5,497.24
PAY OFF PRINC							6,712.40					
ASSM	280	68,693.40	0.00	0.00	68,693.40	0.00	57,582.69 19,275.74	1,067.05	96.00	78,021.48	0.00	6,144.66
YR: 2021	280	68,693.40	0.00	0.00	68,693.40	0.00	14,309.69 57,582.69 19,275.74	1,067.05	96.00	78,021.48	0.00	6,144.66
PAY OFF PRINC							14,309.69					
ASSM	280	66,314.50	0.00	0.00	66,314.50	0.00	53,910.15 16,416.59 -47.30	767.52	120.00	71,214.26	0.00	7,266.54
YR: 2022	280	66,314.50	0.00	0.00	66,314.50	0.00	11,231.48 53,910.15 16,416.59 -47.30	767.52	120.00	71,214.26	0.00	7,266.54
PAY OFF PRINC							11,231.48					
ASSM	280	63,481.34	0.00	-123.66	63,357.68	0.00	50,236.06 11,740.10	115.74	168.00	62,259.90	-156.37	14,271.40
PAY OFF PRINC							12,766.22					

GRAND RATEBOOK BALANCE SHEET REPORT
TOWN OF BEACON FALLS
GRAND LIST YEAR 2022

Year: 2007 To 2023, Pay Date: 10/31/2023, Time: 11/03/2023 09:39:45 am All

Page: 3

Conditions: Recap By Year:Yes Recap By Dist:No Act/Susp: Active, Cycle: 00 To 00, Type: CITY, Bill Type: 05 ASSM

YEAR/TYPE	ACTS	BEGINNING BALANCE	LAWFUL INC.	CORRECTIONS DEC.	TAXES COLLECTABLE	CURRENT SUSPENSE	TAXES/BINT PAID	INTEREST PAID	L+FEES PAID	TOTAL PAID	OVER PAID	UNCOLLECTED TAXES
YR: 2023	280	63,481.34	0.00	-123.66	63,357.68	0.00	50,236.06 11,740.10	115.74	168.00	62,259.90	-156.37	14,271.40
					PAY OFF PRINC		12,766.22					
Grand Total	280	235,465.33	0.00	-123.66	235,341.67	0.00	174,862.06 50,649.87	8,906.37	432.00	234,850.30	-156.37	55,432.63
					REFUND		-47.30	0.00	0.00			
					PAY OFF PRINC		45,031.93					

Town of Beacon Falls

Treasurers Report

10/31/2023	Interest Rates	Account Structure	Interest Posted at Month-end	Deposit in Transit	Outstanding Checks	General Ledger Balance as of 10/31/23	GL + OS Checks - DIT	Bank Balance as of 10/31/23	
<u>LIBERTY BANK & STIF Accounts</u>									
<u>Major Funds</u>									
General Fund	4.50%	Commercial Checking w/Sweep	\$22,178.16	\$262.89	\$21,471.04	\$6,142,651.52	\$6,163,859.67	\$6,164,088.26	\$228.59
STIF General Fund Account	5.44%		\$18,312.90			\$4,005,246.73	\$4,005,246.73	\$4,005,246.73	
Total General Fund							<u>\$10,169,106.40</u>	<u>\$10,169,334.99</u>	\$228.59
SWWT Checking	4.50%	Municipal Interest	\$1,551.10			\$393,960.20	\$393,960.20	\$393,960.20	
STIF SWWT Account	5.44%		\$4,770.16			\$1,043,293.28	\$1,043,293.28	\$1,043,293.28	
Total SWWT Fund							<u>\$1,437,253.48</u>	<u>\$1,437,253.48</u>	=
Bonded Projects Checking	1.60%	Municipal Interest	\$4,802.49			\$3,410,632.84	\$3,410,632.84	\$3,410,632.84	=
Capital Non-Recurring	4.50%	Municipal Interest	\$1,582.33		\$9,707.38	\$390,674.04	\$400,381.42	\$400,381.42	=
Unbudgeted Grants	4.50%	Municipal Interest	\$4,711.78			\$950,991.47	\$950,991.47	\$950,991.47	=
<u>Other Government Funds</u>									
Town Clerk		Municipal		\$388.00		\$18,106.77	\$17,718.77	\$17,718.77	=
Public Library		PayBack Business Checking				\$4,745.59	\$4,745.59	\$4,745.59	=
Library Money Market Account		Max Money Market Business				\$11,456.99	\$11,456.99	\$11,456.99	=
Special Activities		Municipal				\$28,067.29	\$28,067.29	\$28,067.29	=
Dog Fund		Bus Municipal Money Market				\$3,197.86	\$3,197.86	\$3,197.86	=
OS Preservation		Bus Municipal Money Market				\$10,636.51	\$10,636.51	\$10,636.51	=
<u>Fiduciary Fund</u>									
Melbourne Trust		Commercial Checking				\$480.04	\$480.04	\$480.04	=
Melbourne Trust - CD	NEW - 3.5%	CD	\$31.30			\$10,232.33	\$10,232.33	\$10,232.33	=
<u>Small Cities Accounts</u>									
Small Cities Revolving Fund	0.10%	Commercial Checking	\$6.09			\$69,450.50	\$69,450.50	\$69,450.50	=
			\$57,946.31	\$650.89	\$31,178.42	\$16,493,823.96	\$16,524,351.49	\$16,524,580.08	
Service Fees Posted against Interest in GF			<u>\$57,946.31</u>						

Interest rates posted in red by account.

NOTE: Next month, we will begin incurring fees for POSITIVE PAY SERVICE, which was recommended by the auditor. Implementing for General Fund initially and may add more accounts.

BEACON FALLS PUBLIC LIBRARY

LEARN...PARTICIPATE...ENJOY

10 Maple Avenue, Beacon Falls, Connecticut 06403

(203) 729 – 1441 ◊ Fax: (203) 729 – 4927

bfplct@gmail.com



November 7, 2023

Dear members of the Board of Selectmen,

The library had a bustling month in October, with a variety of 24 engaging programs for adults, teens, children, and families. This report highlights the library's activities, service statistics, and financial status for the month.

Library Programs:

1. Adult Programs:

- Watercolor class
- Stress workshop
- True Crime Book Club
- Making Fire Cider
- Re-Do Painting

2. Teen Programs:

- Pumpkin Painting

3. Children's Programs:

- Preschool Storytime
- Little University
- United Day School Visits
- Music and Movement with Miss Maria
- Take and Make Craft
- Graphic Novel Book Club
- Homeschool Co-op
- Drop-In Craft in the Library
- Kindergarten Class Visits by Kerri (Library Applications)
- Monthly Scavenger Hunt

4. Family Programs:

- Spook and Swap Costume Exchange
- Trunk or Treat at the Elementary School
- Halloween Candy Distribution

Service Report:

- We are pleased to report growth in several key service areas:

- The number of child and adult programs hosted has increased.
- Computer usage has shown an uptick.
- Website visits have seen an increase.
- Volunteer hours contributed to the library have risen.
- Homebound deliveries have also shown an increase.

Financial Report:

- In terms of financial status, the library has expended 33% of its total budget for the year.

The library continues to be a hub for the community, providing a wide range of programs and services to cater to the diverse needs of our patrons. The positive trends in service statistics and responsible financial management are indicative of our commitment to delivering exceptional library services.

We look forward to maintaining and building upon these achievements in the coming months. Thank you for your ongoing support of the library.

Sincerely,



Elizabeth Setaro-Posick
Library Director

October
Service Report 2023-2024

PROGRAM ATTENDANCE

	THIS MONTH	YTD	Same month last year	PRIOR YTD	% change from last year to this year
ADULTS AT ADULT PROGRAMS	35	535	169	880	-39.20%
ADULTS AT CHILD PROGRAMS	172	534	152	535	-0.19%
CHILDREN AT PROGRAMS	721	1711	805	1811	-5.52%
TOTAL	928	2780	1126	3226	-13.83%
# of CHILDREN/YA/FAMILY PROGRAMS	19	89	20	83	7.23%
avg # children at child programs	37.95	78.66	40.25	81 1/3	-3.31%
# of ADULT PROGRAMS	5	30	6	24	25.00%
avg # adults at adults programs	7.0	66.18	28.2	140	-52.72%

LIBRARY SERVICES

	THIS MONTH	YTD	Same month last year	PRIOR YTD	% change from last year to this year
COMPUTER USAGE (HRS)	33 5/8	130 1/2	18	90 2/9	44.63%
COMPUTER (#PEOPLE)	46	141 1/3	48	197	-28.27%
WEB SITE VISITS	2479	11211	740	3834	192.41%
VOLUNTEER HOURS	16 1/2	126 1/4	6	63 1/2	98.82%
HOMEBOUND DELIVERIES	1	6	1	2	200.00%
Notary Services	8	48	11	54	-11.11%

CIRCULATION OF MATERIALS

	THIS MONTH	YTD	Same month last year	PRIOR YTD	% change from last year to this year
ADULT	460	1872	371	1792	4.46%
YOUNG ADULT	23	129	27	290	-55.52%
JUVENILE	484	2526	535	2716	-7.00%
AUDIO BOOKS	31	92	20	73	26.03%
Downloadable audiobooks	188	794	123	706	12.46%
Digital Music downloads	5	13	0	1	1200.00%
ADULT VIDEO	88	448	111	544	-17.65%
JUVENILE VIDEO	28	124	32	178	-30.34%
Digital Video downloads	7	41	0	7	485.71%
E-BOOKS	141	658	149	816	-19.36%
LIBRARY PASSES	1	5	0	4	25.00%
OTHER	1	18	4	23	-21.74%
TOTALS	1457	6720	1372	7150	-6.01%
(included in above)					
ILL-BORROWED	309	1145	190	1066	7.41%
ILL-LENT	159	668	133	545	22.57%
CONNECTICARD LOANS	33	280	53	373	-24.93%

REGISTRATION THIS MONTH

	EXPIRED	NEW	YTD (NEW)	PRIOR YTD (NEW)	% change from last year to this year
ADULT	10	19	116	124	-6.45%
CHILDREN	0	3	20	70	-71.43%
TOTALS	10	22	136	194	-29.90%

To Mr Gerard Smith 1st selectman

From : Peter J. Colon

Date oct. 2nd 2023

Re: Monthly oct . 2nd to 31st

10/2/2023 monday

Sanitized building, knobs and hallways vacumed all rms pick up all garbage pails dusted window seals ledges some desks wipe down to much pappers on them did what i can on desk cleaned tables meeting room cleaned bathrooms moped floors dusted hallways swept stairs moped stairs and hallways went around with leclair heating and air conditioning put in filters town hall and police senior center need come back didnt have

10/3/2023 tuesday: Sanitized building knobs and hallways vacumed all rugs rms pick up all garbage wiped down if needed seal ledges on windows cleaned bath rms and mirrors went around checking townhall keys front door and selectmans office key and fire house got another key fob police and did not have one senior will give a number for code box

10/4/2023 wednesday sanitized bldg knobs and hall ways vacuumed all rugs pick up all garbage pails wiped down ledges if needed and desks swept stairs dusted hallways moped stairs hall ways changed toilet bowl seat kitchen bath rm police put new filter in air purifier by door selectmans by lauren put new filter town clerk

10/5/2023 thursday sanitized building knobs and rails and hallways vacumed all rugs rms pick up all garbage wiped down all seal and ledges if needed and desk cleaned all bath rms moped floors townhall checked all fire extinguishers and marked checked and marked all emergency lighting checked no problems or issues same as senior center marked all kitchen one needs replacing state

registers room

10/19/2023 thursday sanitized building rails knobs vacumed all rms empty all garbage pails dust as needed window seal ledges desks cleaned bath rms mirrors glass sweep and mop stairs and hallways changed batteries women bath rm paper towels batteries hand sanitizer bottom floor by elevator

10/20/23 friday sanitized building rails knobs vacumed all rms empty all garbage pails dust as needed widows seals ledges desks clean bath rms mirrors glass sweep stairs dust hallways cleaned leaves around and back townhall

10/23/23 monday sanitized building rail and knobs vacumed all rms empty all garbage pails dust as needed windows seals leges desks clean bath rms mirror glass sweep stairs mop hall ways replace 4 bulbs registers room unclog bowl ladies rm ladies right side bowl

10/24/2023 tuesday sanitized building rails and knobs vacumed all rms empty all garbage pails dust as needed window seals ledges desk dusted as needed wiped down put new flush handle mens rm townhall changed batteries in paper towels men rm townhall took cabinet one town dump

10/25/2023 wendsday sanitized building rail and knobs vacumed all rms empy all garbage pails dust as needed wipe down cleaned bathrooms mirrors and glass doors mop stairs hallways cleaned leaves out side back door and pick bottles in yard

10/26/2023 thursday sanitized knobs and rails vacumed all rms empty all garbage pails dust as needed windows seals ledges desk desk dusted wiped down cleaned bath rms and moped stairs hallways changed batteries senior center paper towels ladies bath water coming out slow left side took screen off cleaned put back working good put new digital clock town hall big meeting rm

10/27/23 friday sanitized building rails knobs vacumed all rms empty all garbage pails dust as needed windows seals ledges desks dust wipe down clean bath rms mirrors glass clean bath rms and mop cleaned leaves by bottom exit door changed two bulbs bath rm mens took down all cameras rooms and hall ways

10/30/2023 monday sanitized knobs and rails vacumed all rms empty all garbage pails dust as needed windows seals ledges desk dusted wiped down clean bath rms and moped stairs hallways remove leaves back door put light bulb small meeting room over sink leak under sink senior center mens rm right sde tighten up good no more leak clean stove filters took down cleaned put back up

10/31/2023 tuesday sanitized rails knobs vacumed all rms empty all garbage

pails dust all window seals and desks and wipe down clean all bath rms mirrors
and moped swept stairs and dust hallways took down old boxes of books get
thrown out 5 boxes from library throw out
senior center every day morning done the same as townhall police is done
tuesday and thursday or need me go clean have something their going on
sincerely Peter.j.Colon

Peter J. Colon



STATE OF CONNECTICUT
DEPARTMENT OF AGRICULTURE
450 COLUMBUS BOULEVARD, SUITE 702
HARTFORD, CT 06103

MUNICIPAL ANIMAL CONTROL OFFICERS REPORT

PAGE 2 OF 4 PAGES

FILL IN THIS SECTION ON PAGE ONE ONLY OF THIS REPORT. USE THE FIRST PAGE TO LIST ANIMALS CARRIED OVER FROM LAST MONTH. START A NEW PAGE FOR ANIMALS IMPOUNDED THIS MONTH.

ANIMALS DISPOSED OF THIS MONTH ONLY - FILL IN TOTALS ON PAGE ONE ONLY									
SOURCE	REDEEMED	SOLD AS PET	D.O.A.	EUTHANIZED	TOTAL	TOTAL COMPLAINTS INVESTIGATED	TOTAL ANIMAL BITES	TOTAL INFRACTIONS/SUMMONS	
IMPOUNDED ANIMALS ONLY									

TOWN Woodbridge
Bethany Seymour
Deacon Falls
MONTH September
YEAR 2023

NUMBER	DATE IN	AD DATE	DATE OUT	COMPLAINANT NAME AND ADDRESS	TYPE OF COMPLAINT	DESCRIPTION OF ANIMAL INCLUDE - BREED, COLOR, SEX, AGE AND LICENSE # IF APPLICABLE	NAME AND ADDRESS OF OWNER OR KEEPER	REDEEMED	SOLD AS PET	D.O.A.	EUTH.	CARRY OVER
23	112 ^B	8/9	N/A	9/22	Maggie Duke 369 Bethmar Rd Bethany	owner Surrender	(F/m) DSH Black & white All white face Suts + f	Chantelle Walls 72 Josephine Ave West Haven		X		
23	113 ^B	8/9	N/A	9/22	Maggie Duke 369 Bethmar Rd Bethany	owner Surrender	(F/m) DSH Black & white Black patch right side of face Suts	Donna Bosa 263 Beardsley Rd Shelton		X		
23	115 ^B	8/9	N/A	9/10	Maggie Duke 369 Bethmar Rd Bethany	owner Surrender	(F/m) DSH Black & white Black around eyes Suts	Paula Castagna 908 Farmington Drive Cheshire		X		
23	117 ^S	8/22	N/A		Kim Webb 217 Bank Street Seymour	owner Surrender	(M/m) Pekingese mix Tan & white 2 yrs					X
23	118 ^W	8/23	N/A		Brett Calistro 838 Fountain Street Woodbridge	owner Surrender	(F/m) DSH orange tabby Bobtail 4 months					X
23	119 ^W	8/23	N/A	9/02	Brett Calistro 838 Fountain St Woodbridge	owner Surrender	(F/m) DSH orange tabby White on chin 4 months	Alec Saari 878 Farmington Ave, #102, W. Haven		X		
23	120 ^W	8/23	N/A	9/07	Brett Calistro 838 Fountain St Woodbridge	owner Surrender	(F/m) DSH orange tabby	Animal Clinic of Milford 100 Golf Street Milford		X		
23	121 ^{BF}	8/25	B	9/18	Deacon Falls PD Pent Rd Deacon Falls	Stray	(F/m) chihuahua Tan 4 1/2 yrs	Maria Mayer Feng 29 Tanton Hill, Ridgefield		X		
23	123 ^S	8/27	N/A	9/5	Seymour PD 347 South Main St Seymour	Safe Keeping	(F/F) Blue Heeler mix Black, tan, wht, 5 mths	Carol Grande 347 South Main St. Seymour	X			
23	126 ^W	8/31	N/A	9/02	Faith Watkins Third Street Hamden	owner Surrender	(F/m) Doodle mix Black & white 5 mths	Michael Whalen 3 Roseview Ln, Woodbridge		X		
23	127 ^W	8/31	N/A		Simon Donato Muttler St Woodbridge	Stray Kitten	(F/S) Maine Coon mix Blk, tan & grey 5 mths					X
23	128 ^W	8/31	N/A		Simon Donato Muttler St Woodbridge	Stray Kitten	(F/S) Maine Coon mix Blk, tan, grey, white on face 5 mths					X

PERSONALLY APPEARED AND MADE OATH TO THE TRUTH OF THE STATEMENTS IN THIS REPORT

SIGNATURE OF M.A.C.O.

PRINT M.A.C.O.'S NAME

TOTALS FOR THIS PAGE ONLY. 1 7 0 0 4

STATE OF CONNECTICUT
COUNTY OF:

DATE

NOTARY PUBLIC (Signature)

MY COMMISSION EXPIRES

TOTALS FOR THIS MONTHS REPORT. FILL IN TOTALS ON PAGE ONE ONLY.



STATE OF CONNECTICUT
DEPARTMENT OF AGRICULTURE
450 COLUMBUS BOULEVARD, SUITE 702
HARTFORD, CT 06103

MUNICIPAL ANIMAL CONTROL OFFICERS REPORT

PAGE	3	OF	4
TOWN	Woodbridge Bethany, Seymour Beacon Falls		
MONTH	September		
YEAR	2023		

FILL IN THIS SECTION ON PAGE ONE ONLY OF THIS REPORT. USE THE FIRST PAGE TO LIST ANIMALS CARRIED OVER FROM LAST MONTH. START A NEW PAGE FOR ANIMALS IMPOUNDED THIS MONTH.	ANIMALS DISPOSED OF THIS MONTH ONLY - FILL IN TOTALS ON PAGE ONE ONLY						TOTAL COMPLAINTS INVESTIGATED	TOTAL ANIMAL BITES	TOTAL INFRACTIONS/SUMMONS
	SOURCE	REDEEMED	SOLD AS PET	D.O.A.	EUTHANIZED	TOTAL			
IMPOUNDED ANIMALS ONLY									

NUMBER	DATE IN	AD DATE	DATE OUT	COMPLAINANT NAME AND ADDRESS	TYPE OF COMPLAINT	DESCRIPTION OF ANIMAL INCLUDE - BREED, COLOR, SEX, AGE AND LICENSE # IF APPLICABLE	NAME AND ADDRESS OF OWNER OR KEEPER	REDEEMED	SOLD AS PET	D.O.A.	EUTH.	CARRY OVER
END OF CARRY OVERS												
23	129 ^S	9/01	9/02	Dr. Manjou, Vet S. Main St, Seymour	Stray	(I/F) Pit Bull, Blue Fawn, 2 yrs. +/-						X
23	130 ^W	9/01	9/01	Woodbridge PD 74 Center Rd Woodbridge	Roaming	(S/F) Rott Hound mix Black & Tan			X			
23	131 ^S	9/03	9/03	SPD- Rosalee Williams 45 Bellevue Terr. Seymour	Roaming	(N/M) Yorkie mix Black & Tan	Yvonne Clarke 53 Bellevue Terr. Seymour	X				
23	132 ^W	9/04	9/05	WPD-Gisela Balkabani 116 Manila Ave Woodbridge	Roaming	(I/M) Husky / Pitbull mix Tan & white	Sasha Camacho Hartford 221 Jefferson Street Apt 2	X				
23	133 ^W	9/04	9/04	Brett Calistro 838 Fountain St, Woodbridge	owner surrender	(I/M) DSH. Orange 5 wks. +/-						X
23	134 ^W	9/04	9/30	Brett Calistro 838 Fountain St, Woodbridge	owner surrender	(I/M) D.S.H. Orange white 5 wks +/-	Shari Malia 356 Wheeler's Farm Rd, Milford		X			
23	135 ^S	9/06	9/08	Seymour PD Transfer Station Seymour	stray	(I/F) Akita Brown w/ Black white Black muzzle 1 1/2-2 yrs	Mary Barton 1004 Middlebury Road Middlebury		X			
23	136 ^W	9/06	9/06	John Swartz 117 Newton Rd Woodbridge	Roaming	(N/M) Shitzu Grey & Black 8 +/- yrs	Raymond Colavici 1 Crystal Terrace, Woodbridge					X
23	137 ^W	9/09	9/09	Brett Calistro 838 Fountain	owner surrender	(I/F) DSH tiger Grey & Black						X
23	138 ^W	9/09	9/09	Brett Calistro Woodbridge 838 Fountain St. Woodbridge	owner surrender	(I/F) DSH Muted Calico Grey/wht/orange 1 1/2 yr						X
23	139 ^W	9/09	9/09	Brett Calistro 838 Fountain St Woodbridge	owner surrender	(I/M) Orange tabby DSH orange 1 yrs						X

PERSONALLY APPEARED AND MADE OATH TO THE TRUTH OF THE STATEMENTS IN THIS REPORT	SIGNATURE OF M.A.C.O.	TOTALS FOR THIS PAGE ONLY.	3	2	1	0	5
PRINT M.A.C.O.'S NAME	DATE	NOTARY PUBLIC (Signature)	MY COMMISSION EXPIRES	TOTALS FOR THIS MONTHS REPORT. FILL IN TOTALS ON PAGE ONE ONLY.			
STATE OF CONNECTICUT COUNTY OF:							



STATE OF CONNECTICUT
DEPARTMENT OF AGRICULTURE
450 COLUMBUS BOULEVARD, SUITE 702
HARTFORD, CT 06103

MUNICIPAL ANIMAL CONTROL OFFICERS REPORT

PAGE 4 OF 4 PAGES

TOWN Woodbridge
Seymour
Beacon Falls

MONTH September

YEAR 2023

FILL IN THIS SECTION ON PAGE ONE ONLY OF THIS REPORT. USE THE FIRST PAGE TO LIST ANIMALS CARRIED OVER FROM LAST MONTH. START A NEW PAGE FOR ANIMALS IMPOUNDED THIS MONTH.

ANIMALS DISPOSED OF THIS MONTH ONLY						FILL IN TOTALS ON PAGE ONE ONLY		
SOURCE	REDEEMED	SOLD AS PET	D.O.A.	EUTHANIZED	TOTAL	TOTAL COMPLAINTS INVESTIGATED	TOTAL ANIMAL BITES	TOTAL INFRACTIONS/SUMMONS
IMPOUNDED ANIMALS ONLY								

NUMBER	DATE IN	AD DATE	DATE OUT	COMPLAINANT NAME AND ADDRESS	TYPE OF COMPLAINT	DESCRIPTION OF ANIMAL INCLUDE - BREED, COLOR, SEX, AGE AND LICENSE # IF APPLICABLE	NAME AND ADDRESS OF OWNER OR KEEPER	REDEEMED	SOLD AS PET	D.O.A.	EUTH.	CARRY OVER	
23	140 ^w	9/10	N/A	9/11	Cheryl Payne ID# 246663887 215 Amity Rd	Roaming/ Stray	(I/F) Anatolian Shepherd Tan w blk mixed 4 1/2 yrs	Osman Turali 25 Acorn Hill Rd Woodbridge	X				
23	141 ^s	9/14	9/19	9/27	Seymour PD 8 Willow Street Seymour	Stray	(I/F) Akita White Tan & Black 1 1/2 yr	Dryan Kearney 1994 Shepard Ave Hamden			X		
23	142 ^s	9/14	9/19	9/27	Seymour PD 8 Willow Street Seymour	stray	(F/F) Akita White Tan & Black 1 1/2 yr	Dryan Kearney 1994 Shepard Ave Hamden			X		
23	143 ^B	9/16	N/A	9/18	Anthony Duhamel 124 Luke Hill Rd, Bethany	Roaming	(N/M) Lab mix, 10 yrs. + Black	Mark Unger 82 Russell Rd, Bethany	X				
23	144 ^w	9/16	N/A	9/19	Susan Shaw Cassaway Rd Woodbridge	Roaming Stray	(Y/M) DSH orange tabby 3 1/2 yrs	Russel Dirienzo 101 Harrison Street New Ham			X		
23	145 ^w	9/19	N/A		Brett Calistro 838 Fountain Rd Woodbridge	owner surrender	(F/M) DSH cream tabby 2 1/2 yrs					X	
23	146 ^w	9/19	N/A		Brett Calistro 838 Fountain Rd Woodbridge	owner surrender	(F/M) DSH cream tabby 1 1/2 yrs					X	
23	147 ^{BF}	9/20	N/A		Jessica Pirrotta 314 Lopus Rd, Beacon Falls	Hit by Car Stray	(I/M) D.S.H. Black 8 yrs. + 1-					X	
23	148 ^B	9/21	N/A	9/21	Jillian Stanford 8 Whipperwill Ln Bethany	Roaming Stray	(S/F) German Shep Black & Tan 3 1/2 yr	Junara Ribeiro 27 Hamilton Dr. Bethany	X				
23	149 ^w	9/20	N/A		Brett Calistro 838 Fountain Rd Woodbridge	owner surrender	(I/M) DSH blk & grey Tiger 2 1/2 yrs					X	
23	150 ^w	9/26	N/A		Brett Calistro 838 Fountain Rd Woodbridge	owner surrender	(I/F) DSH orange & white 1 yr					X	
23	151 ^w	9/26	N/A		Brett Calistro 838 Fountain Rd Woodbridge	owner surrender	(F/M) DSH Black 2 1/2 yr					X	

PERSONALLY APPEARED AND MADE OATH TO THE TRUTH OF THE STATEMENTS IN THIS REPORT

SIGNATURE OF M.A.C.O.

PRINT M.A.C.O.'S NAME

TOTALS FOR THIS PAGE ONLY.

3 3 0 0 6

STATE OF CONNECTICUT
COUNTY OF:

DATE

NOTARY PUBLIC (Signature)

MY COMMISSION EXPIRES

TOTALS FOR THIS MONTHS REPORT. FILL IN TOTALS ON PAGE ONE ONLY.



STATE OF CONNECTICUT
DEPARTMENT OF AGRICULTURE
450 COLUMBUS BOULEVARD, SUITE 702
HARTFORD, CT 06103

MUNICIPAL ANIMAL CONTROL OFFICERS REPORT

PAGE	1	OF	4
TOWN	Woodbridge, Bethany, Seymour, Beacon Falls		
MONTH	September		
YEAR	2023		

FILL IN THIS SECTION ON PAGE ONE ONLY OF THIS REPORT. USE THE FIRST PAGE TO LIST ANIMALS CARRIED OVER FROM LAST MONTH. START A NEW PAGE FOR ANIMALS IMPOUNDED THIS MONTH.	ANIMALS DISPOSED OF THIS MONTH ONLY - FILL IN TOTALS ON PAGE ONE ONLY						TOTAL COMPLAINTS INVESTIGATED W-57 B-20 S-30 BF-5	TOTAL ANIMAL BITES 2	TOTAL INFRACTIONS/SUMMONS 0
	SOURCE	REDEEMED	SOLD AS PET	D.O.A.	EUTHANIZED	TOTAL			
IMPOUNDED ANIMALS ONLY	7	16	1	0	24				

NUMBER	DATE IN	AD DATE	DATE OUT	COMPLAINANT NAME AND ADDRESS	TYPE OF COMPLAINT	DESCRIPTION OF ANIMAL INCLUDE - BREED, COLOR, SEX, AGE AND LICENSE # IF APPLICABLE	NAME AND ADDRESS OF OWNER OR KEEPER	REDEEMED	SOLD AS PET	D.O.A.	EUTH.	CARRY OVER
21	065 ^W	5/26	N/A	Loretta Vinson 28 Brats #1 Brattleboro VT	owner surrender	(N/m) Pitbull mix Red & white 5 1/2 yrs						X
21	130 ^S	11/30	N/A	Eliana Souza 98 Jack Hill Rd Oxford	stray (cos Seymour West 120)	(N/m) Cattle Dog mix Black, white & tan 2+yr						X
22	004 ^W	1/29	N/A	Dorothy Charbenaw 10 Gunshot Rd Waterford	owner surrender	(S/F) Am. Bully mix tan & white 4yrs+						X
22	039 ^B	4/11	N/A	Luis Vega 41 South 3rd St. Meriden	owner surrender	(I/m) Cane Corso blue 4+ yrs						X
23	040 ^{W/BF}	2/25	N/A	State of CT 392 Lopus Rd Beacon Falls	owner surrender	(S/F) DSH Tortoise half orange face/nose 2y	Phoebe Brissony 253 Beacon Rd Bethany		X			
23	045 ^{W/BF}	3/2	N/A	State of CT 392 Lopus Rd Beacon Falls	owner surrender	(N/m) DSH Black 2 1/2 yrs	Heather Lockwood 425 Blomst, West Haven		X			
23	046 ^{W/BF}	3/8	N/A	State of CT 392 Lopus Rd Beacon Falls	owner surrender	(N/m) DSH orange & white 2 1/2 yrs						X
23	057 ^N	6/09	6/10	Malika Goldberger 5 Tanglewood Road Woodbridge	Roaming / stray	(F/F) Pitbull mix Grey & white 1 1/2 - 2 1/2 yr						X
23	091 ^N	6/23	N/A	Ansonia Animal Control Clinton Road Ansonia	Roaming / stray	(S/F) Pitbull mix Red & white 2 1/2 yrs	Kim Convertito 87 Holly Street Waterbury		X			
23	109 ^B	8/9	N/A	Maggie Duke 369 Bethmar Rd Bethany	owner surrender	(I/m) DSH Black & white 5 month 7-						X
23	110 ^B	8/9	N/A	Maggie Duke 369 Bethmar Rd Bethany	owner surrender	(I/F) DSH Black & white 5 months 7-						X
23	111 ^B	8/9	N/A	Maggie Duke 369 Bethmar Rd Bethany	owner surrender	(F/F) DSH Black & white All black face 5 weeks	Kailey Szczepaniak 57 Praly Strat Brooklyn		X			

PERSONALLY APPEARED AND MADE OATH TO THE TRUTH OF THE STATEMENTS IN THIS REPORT	SIGNATURE OF M.A.C.O.	TOTALS FOR THIS PAGE ONLY	0	4	0	0	8		
PRINT M.A.C.O.'S NAME	DATE	NOTARY PUBLIC (Signature)	MY COMMISSION EXPIRES	TOTALS FOR THIS MONTHS REPORT. FILL IN TOTALS ON PAGE ONE ONLY.	7	16	1	0	23



Town of Beacon Falls
Economic Development Commission
Regular Meeting Minutes
10 Maple Avenue Beacon Falls, CT 06403
C/O Town Clerk
(Subject to Revision)

Members Present: Jack Betkoski (**JB**), Robert Desrochers (**RD**), Edward Korzon (**EK**), and Victor Lembo (**VL**)
Members Absent: Dennis Phipps (**DP**), David Pokras (**DAP**), and Edward Mulvihill (**EM**)
Others Present: 1 member of the public, one member of staff, selectman, Krenesky.

1. Call to Order /Pledge of Allegiance/Roll Call:

JB called the meeting to order at 6:34 PM and led the assembled in the pledge of allegiance.

2. Read and Approve Minutes from Previous Meetings:

Motion made to approve the minutes from the 9/20/23 special meeting by **EK/RD**. All ayes.

3. Comments from the Public:

None

Discussion opened regarding a marketing campaign.

Clerk to check in with Sadie on where the EDC website stands. Domain to be obtained, and discussion opened about bringing the project in-house.

4. Correspondence:

None

5. Old Business:

- a. **Main Street:** Tap Room is set to soft open this week. The curb appeal of New Harvest restaurant was discussed briefly.
- b. **Beacon Falls Market Space:** **JB** met with Charlie Lee and the town planner to see what his options are for the market space.
- c. **Naugatuck Valley Regional Development Corp. – Other Updates:**
- d. **Local Business:**
- e. **Community Project Updates:** Tap Room agreed to host a business breakfast for networking and community outreach. Clerk to contact entrepreneurial teaching for local businesses on marketing and business management. **MK** mentioned it would be a great time to discuss revamping Main St. while the POCD is underway.

6. New Business:

7. Grant News /Update/EDC Coordinator Update: No updates

8. Payment of Bills: None

9. Adjournment

A motion was made to adjourn the meeting at 7:28 PM **EK/RD**, all ayes.

Respectfully submitted,

Lauren A. Fennell
Clerk, EDC

Regular Meeting Minutes - EDC
Clerked by Lauren A. Fennell
Meeting Date: 10/23/23

Expenditure Summary

EXPENDITURE REPORT

REGIONAL SCHOOL DISTRICT

Report Description: Gen Oper Budget -OBJ.-EFS-DIST

Account Year: 24

Account Periods: 04 - 04

Dates: 10/01/2023 - 10/31/2023

Account Account Description	Original Budget	Adjusted Budget	YTD Encumbrance	Period Expended	YTD Expended	Available Balance	Percent
111 SALARIES, CERTIFIED STAFF	\$17,936,297.48	\$17,936,297.48	\$0.00	\$1,375,857.48	\$3,859,919.71	\$14,076,377.77	21.52
112 WAGES, SUPPORT STAFF	\$5,433,078.55	\$5,508,078.55	\$0.00	\$472,874.58	\$1,427,559.40	\$4,080,519.15	25.92
117 WAGES, HOMEBOUND/TUTORIAL	\$13,500.00	\$13,500.00	\$0.00	\$2,275.00	\$8,260.00	\$5,240.00	61.19
120 WAGES, EXTRA-CURR ACTIVITY	\$398,771.00	\$398,771.00	\$0.00	\$2,624.17	\$3,225.77	\$395,545.23	0.81
122 WAGES,SUBSTITUTE TEACHERS	\$191,000.00	\$191,000.00	\$0.00	\$23,792.22	\$49,864.98	\$141,135.02	26.11
130 OVERTIME WAGES	\$40,000.00	\$40,000.00	\$0.00	\$4,129.64	\$8,997.43	\$31,002.57	22.49
142 SALARY,SUM,SCH,CERT STAFF	\$132,560.00	\$132,560.00	\$0.00	\$0.00	\$119,844.83	\$12,715.17	90.41
144 SALARY,ADULT ED COOR	\$4,000.00	\$4,000.00	\$0.00	\$0.00	\$0.00	\$4,000.00	0.00
210 MEDICAL BENEFIT INSURANCE	\$5,247,987.00	\$5,247,987.00	\$0.00	\$474,266.67	\$1,016,794.51	\$4,231,192.49	19.37
220 FICA	\$689,111.00	\$689,111.00	\$0.00	\$55,462.30	\$174,085.55	\$515,025.45	25.26
221 TUITION REIMBURSEMENT	\$20,000.00	\$20,000.00	\$0.00	\$0.00	\$0.00	\$20,000.00	0.00
230 RETIREMENT BENEFIT	\$477,920.00	\$477,920.00	\$130,922.10	\$38,459.46	\$171,326.87	\$175,671.03	63.24
250 UNEMPLOYMENT COMPENSATION	\$20,000.00	\$20,000.00	\$0.00	\$0.00	\$0.00	\$20,000.00	0.00
260 WORKERS COMPENSATION INS	\$195,000.00	\$197,537.00	\$94,323.50	\$18,864.70	\$103,213.50	\$0.00	100.00
300 PURCH PROF & TECH SERVICE	\$859,466.00	\$864,566.00	\$502,147.18	\$63,443.66	\$176,589.69	\$185,829.13	78.51
301 PURCH. PROF.-PHYSICIAN	\$7,500.00	\$7,500.00	\$0.00	\$0.00	\$7,500.00	\$0.00	100.00
302 PURCHASED PROG.FINE ARTS	\$250.00	\$250.00	\$0.00	\$0.00	\$0.00	\$250.00	0.00
311 TREASURER/CLERK EXPENSES	\$10,395.35	\$10,395.35	\$0.00	\$244.75	\$979.00	\$9,416.35	9.42
313 ELECTION & REG MEET EXP	\$6,000.00	\$6,000.00	\$0.00	\$0.00	\$0.00	\$6,000.00	0.00
314 CABE POLICY SERVICE	\$1,500.00	\$1,500.00	\$0.00	\$0.00	\$0.00	\$1,500.00	0.00
320 PROFESS CONF & TRAVEL	\$33,622.00	\$33,622.00	\$5,116.27	\$2,064.52	\$2,064.52	\$26,441.21	21.36
322 IN SERVICE	\$7,500.00	\$7,500.00	\$0.00	\$0.00	\$0.00	\$7,500.00	0.00
326 GRADUATION EXPENSE	\$17,000.00	\$17,000.00	\$853.65	\$0.00	\$95.00	\$16,051.35	5.58
331 AUDIT SERVICES	\$44,000.00	\$44,000.00	\$0.00	\$0.00	\$6,200.00	\$37,800.00	14.09
332 LEGAL & LITIGATION FEES	\$25,000.00	\$25,000.00	\$0.00	\$608.76	\$608.76	\$24,391.24	2.44
341 DATA PROCESS & SCORING	\$2,000.00	\$2,000.00	\$0.00	\$0.00	\$0.00	\$2,000.00	0.00
421 RUBBISH DISPOSAL	\$55,150.00	\$55,150.00	\$30,328.97	\$4,645.74	\$17,298.53	\$7,522.50	86.36
422 SNOW REMOVAL	\$108,275.00	\$108,275.00	\$0.00	\$0.00	\$0.00	\$108,275.00	0.00
423 CONTRACTED GROUNDS CARE	\$157,775.00	\$170,710.00	\$117,086.26	\$750.00	\$53,623.74	\$0.00	100.00
432 REPAIR OF EQUIP,INSTRUCT	\$4,960.00	\$4,960.00	\$460.00	\$0.00	\$0.00	\$4,500.00	9.27
433 REPAIR OF EQUIP, NON-INST	\$26,857.10	\$26,107.10	\$15,774.69	\$6,150.00	\$6,150.00	\$4,182.41	83.98
434 REPAIR BLDGS - ELECTRICAL	\$17,400.00	\$14,900.00	\$7,135.00	\$1,270.33	\$5,826.82	\$1,938.18	86.99
435 REPAIR BLDGS - PLUMBING	\$21,900.00	\$17,400.00	\$1,845.00	\$1,599.00	\$6,463.43	\$9,091.57	47.75
436 REPAIR BLDGS - OTHER	\$27,000.00	\$43,608.00	\$18,429.00	\$8,459.00	\$16,465.70	\$8,713.30	80.02

Expenditure Summary

EXPENDITURE REPORT

REGIONAL SCHOOL DISTRICT

Report Description: Gen Oper Budget -OBJ.-EFS-DIST

Account Year: 24

Account Periods: 04 - 04

Dates: 10/01/2023 - 10/31/2023

Account Account Description	Original Budget	Adjusted Budget	YTD Encumbrance	Period Expended	YTD Expended	Available Balance	Percent
505 INTERNS	\$100,500.00	\$100,500.00	\$8,000.00	\$23,300.00	\$23,300.00	\$69,200.00	31.14
513 TRANSPORTATION, REG ELEM	\$983,688.50	\$983,688.50	\$782,672.30	\$101,106.60	\$201,016.20	\$0.00	100.00
514 TRANSPORTATION, REG HS	\$451,625.87	\$462,965.71	\$323,877.59	\$59,011.68	\$126,256.28	\$12,831.84	97.23
515 TRANSPORTATION, VO-TECH	\$99,740.18	\$99,740.18	\$86,862.48	\$6,126.40	\$12,877.70	\$0.00	100.00
517 TRANSP. SPEC ED IN DIST.	\$702,375.00	\$711,526.54	\$593,446.04	\$44,330.74	\$118,080.50	\$0.00	100.00
518 TRANSP. SPEC ED OUT DIST.	\$717,582.00	\$699,100.72	\$525,934.42	\$57,882.62	\$121,855.15	\$51,311.15	92.66
519 TRANSPORTATION	\$31,526.71	\$31,526.71	\$22,169.01	\$6,751.30	\$9,357.70	\$0.00	100.00
520 OTHER TRANS	\$3,000.00	\$3,000.00	\$135.00	\$0.00	\$0.00	\$2,865.00	4.50
521 PROPERTY/LIABILTY INSURAN	\$147,000.00	\$142,500.00	\$0.00	\$0.00	\$137,907.00	\$4,593.00	96.78
522 INTERSCHOOL ATHELETIC INS	\$14,000.00	\$12,242.00	\$0.00	\$0.00	\$12,242.00	\$0.00	100.00
526 LICENSING & FEES	\$100.00	\$271.00	\$0.00	\$0.00	\$271.00	\$0.00	100.00
530 COMMUNICATION	\$516,666.50	\$516,666.50	\$37,432.49	\$12,490.24	\$306,349.74	\$172,884.27	66.54
540 ADVERTISING	\$4,000.00	\$4,000.00	\$0.00	\$770.04	\$770.04	\$3,229.96	19.25
550 PRINTING & BINDING	\$62,892.00	\$62,892.00	\$165.00	\$462.87	\$8,690.38	\$54,036.62	14.08
561 TUITION, PUBLIC HIGH SCH	\$215,366.00	\$215,366.00	\$84,318.00	\$6,502.00	\$6,502.00	\$124,546.00	42.17
562 TUITION, SPEC ED PUBLIC	\$826,212.00	\$826,212.00	\$662,387.30	\$94,120.20	\$129,359.70	\$34,465.00	95.83
563 TUITION, SPEC ED NON PUB	\$1,626,227.00	\$1,551,227.00	\$803,023.41	\$97,147.50	\$185,603.94	\$562,599.65	63.73
565 TUITION, ADULT EDUCATION	\$4,000.00	\$4,000.00	\$0.00	\$0.00	\$0.00	\$4,000.00	0.00
582 LOCAL TRAVEL	\$25,705.00	\$25,705.00	\$0.00	\$1,235.38	\$4,628.26	\$21,076.74	18.01
590 MISC. PURCHASED SERVICES	\$156,380.00	\$156,980.00	\$30,849.00	\$19,558.52	\$40,206.60	\$85,924.40	45.26
609 DISTRICT WIDE TESTING	\$6,886.00	\$6,886.00	\$0.00	\$2,095.60	\$2,095.60	\$4,790.40	30.43
611 PROGRAM SUPPLIES	\$169,749.80	\$174,627.80	\$9,209.82	\$20,304.64	\$67,405.79	\$98,012.19	43.87
613 CUSTODIAL SUPPLIES	\$92,000.00	\$92,000.00	\$21,539.51	\$4,746.52	\$27,473.61	\$42,986.88	53.28
614 A-V SUPPLIES	\$22,548.00	\$22,548.00	\$133.65	\$12,248.59	\$16,034.37	\$6,379.98	71.70
616 EXTRA CURRICULAR SUPPLIES	\$11,000.00	\$7,700.00	\$0.00	\$2,175.55	\$2,400.55	\$5,299.45	31.18
617 MAINTENANCE SUPPLIES	\$33,722.00	\$33,722.00	\$1,079.38	\$5,542.54	\$15,028.15	\$17,614.47	47.77
618 WATER	\$57,200.00	\$57,200.00	\$13,649.75	\$4,825.81	\$10,965.17	\$32,585.08	43.03
621 NATURAL GAS	\$365,000.00	\$365,000.00	\$0.00	\$10,875.00	\$26,013.90	\$338,986.10	7.13
622 ELECTRICITY	\$742,000.00	\$736,207.02	\$473,211.94	\$49,631.00	\$122,466.34	\$140,528.74	80.91
623 BOTTLED GAS	\$22,350.00	\$22,350.00	\$37,139.92	\$2,543.72	\$3,745.19	-\$18,535.11	182.93
624 FUEL OIL	\$81,900.00	\$81,900.00	\$74,725.00	\$0.00	\$0.00	\$7,175.00	91.24
626 GASOLINE	\$88,500.00	\$88,500.00	\$135,943.18	-\$3,574.78	\$24,973.06	-\$72,416.24	181.83
627 TELEPHONE	\$54,965.00	\$57,409.98	\$41,391.66	\$4,017.97	\$16,018.22	\$0.10	100.00
640 PROF. BOOKS & PERIDICALS	\$600.00	\$200.00	\$0.00	\$0.00	\$90.50	\$109.50	45.25

Expenditure Summary

EXPENDITURE REPORT

REGIONAL SCHOOL DISTRICT

Report Description: Gen Oper Budget -OBJ.-EFS-DIST

Account Year: 24

Account Periods: 04 - 04

Dates: 10/01/2023 - 10/31/2023

Account Account Description	Original Budget	Adjusted Budget	YTD Encumbrance	Period Expended	YTD Expended	Available Balance	Percent
641 TEXTBOOKS	\$10,000.00	\$10,200.00	\$1.75	\$911.74	\$9,717.52	\$480.73	95.29
642 WORKBOOKS	\$22,926.00	\$18,948.00	\$1,605.44	\$0.00	\$7,685.28	\$9,657.28	49.03
645 LIBRARY BOOKS	\$2,600.00	\$2,600.00	\$0.00	\$626.92	\$626.92	\$1,973.08	24.11
648 LIBRARY PERIODICALS	\$500.00	\$500.00	\$489.41	\$0.00	\$0.00	\$10.59	97.88
733 FURNITURE & FIXTURES	\$3,280.00	\$7,002.60	\$6,498.15	\$504.45	\$504.45	\$0.00	100.00
734 EQUIPMENT, INSTRUCTIONAL	\$341,852.00	\$321,852.00	\$213,264.40	\$5,936.91	\$15,528.12	\$93,059.48	71.09
735 EQUIPMENT, NON INSTRUCT	\$14,340.00	\$14,340.00	\$257.98	\$0.00	\$1,620.00	\$12,462.02	13.10
800 OTHER OBJECTS	\$10,000.00	\$14,746.78	\$50.00	\$1,976.84	\$14,529.76	\$167.02	98.87
810 DUES, FEES & MEMBERSHIP	\$42,039.96	\$42,039.96	\$641.00	\$247.00	\$18,229.16	\$23,169.80	44.89
830 INTEREST, BONDS & NOTES	\$478,844.00	\$478,844.00	\$0.00	\$0.00	\$241,421.89	\$237,422.11	50.42
835 PRINCIPAL	\$1,395,000.00	\$1,395,000.00	\$0.00	\$0.00	\$400,000.00	\$995,000.00	28.67
840 CONTINGENCIES	\$50,000.00	\$41,525.52	\$0.00	\$0.00	\$0.00	\$41,525.52	0.00
1 BOARD OF EDUCATION BUDGET	\$43,041,165.00	\$43,041,165.00	\$5,916,525.60	\$3,214,274.09	\$9,732,805.48	\$27,391,833.92	36.36



**TOWN OF BEACON FALLS
BOARD OF FINANCE REGULAR MEETING
10 MAPLE AVE
BEACON FALLS, CT 06403**

November 9, 2023

Mr. Leonard Greene
Town Clerk
c/o Town Hall
10 Maple Avenue
Beacon Falls, CT 06403

Dear Mr. Greene:

Please be advised that the Town of Beacon Falls Board of Finance has scheduled a Regular Monthly Meeting for **Tuesday, November 14, 2023**. The Regular Meeting will begin at **7:00 P.M** and will take place in the **Town Hall Assembly Room, 10 Maple Avenue, Beacon Falls, CT 06403**.

AGENDA

1. Call to Order/Pledge to the Flag
2. Comments from the Public
3. Read and Approve Minutes from Previous Meetings
4. Correspondence
5. Reports
 - a. Tax Collector Report
 - b. Treasurer Report
 - c. Town Clerk Report
 - d. Region 16 Report
 - e. Ambulance Report
6. First Selectman's Report
 - a. Budget Transfers
 - b. Capital Projects
 - c. Burton Road Project
 - d. Beacon Valley Road Projects – LOTCIP, LOCIB
 - e. Wastewater Treatment Plant Update
 - f. Avenue Projects
 - g. Other
7. Finance Manager's Report
8. Finance Policy Manual
9. Old Business
 - a. Master Fee Schedule – on hold
10. New Business
 - a. 2024 Meeting Calendar
11. Executive Session (if needed)
12. Comments from the Public
13. Adjournment

Respectfully submitted,

Erin Schwarz
Finance Office

Treasurers Report

10/31/2023	Interest Rates	Account Structure	Interest Posted at Month-end	Deposit in Transit	Outstanding Checks	General Ledger Balance as of 10/31/23	GL + OS Checks - DIT	Bank Balance as of 10/31/23	
<u>LIBERTY BANK & STIF Accounts</u>									
<u>Major Funds</u>									
General Fund	4.50%	Commercial Checking w/Sweep	\$ 22,178.16	\$ 262.89	\$ 21,471.04	\$ 6,142,651.52	\$ 6,163,859.67	\$ 6,164,088.26	\$ 228.59
STIF General Fund Account	5.41%		\$ 18,312.90			\$ 4,005,246.73	\$ 4,005,246.73	\$ 4,005,246.73	
Total General Fund							\$ 10,169,106.40	\$ 10,169,334.99	\$ 228.59
SWWT Checking	4.50%	Municipal Interest	\$ 1,551.10			\$ 393,960.20	\$ 393,960.20	\$ 393,960.20	
STIF SWWT Account	5.41%					\$ 1,043,293.28	\$ 1,043,293.28	\$ 1,043,293.28	
Total SWWT Fund							\$ 1,437,253.48	\$ 1,437,253.48	=
Bonded Projects Checking	1.60%	Municipal Interest	\$ 4,802.49			\$ 3,410,632.84	\$ 3,410,632.84	\$ 3,410,632.84	=
Capital Non-Recurring	4.50%	Municipal Interest	\$ 1,582.33		\$ 9,707.38	\$ 390,674.04	\$ 400,381.42	\$ 400,381.42	=
Unbudgeted Grants	4.50%	Municipal Interest	\$ 4,711.78			\$ 950,991.47	\$ 950,991.47	\$ 950,991.47	=
<u>Other Government Funds</u>									
Town Clerk		Municipal		\$ 388.00		\$ 18,106.77	\$ 17,718.77	\$ 17,718.77	=
Public Library		PayBack Business Checking				\$ 4,745.59	\$ 4,745.59	\$ 4,745.59	=
Library Money Market Account		Max Money Market Business				\$ 11,456.99	\$ 11,456.99	\$ 11,456.99	=
Special Activities		Municipal				\$ 28,067.29	\$ 28,067.29	\$ 28,067.29	=
Dog Fund		Bus Municipal Money Market				\$ 3,197.86	\$ 3,197.86	\$ 3,197.86	=
OS Preservation		Bus Municipal Money Market				\$ 10,636.51	\$ 10,636.51	\$ 10,636.51	=
<u>Fiduciary Fund</u>									
Melbourne Trust		Commercial Checking				\$ 480.04	\$ 480.04	\$ 480.04	=
Melbourne Trust - CD	NEW - 3.5%	CD	\$ 31.30			\$ 10,232.33	\$ 10,232.33	\$ 10,232.33	=
<u>Small Cities Accounts</u>									
Small Cities Revolving Fund	0.10%	Commercial Checking	\$ 6.09			\$ 69,450.50	\$ 69,450.50	\$ 69,450.50	=
			\$ 53,176.15	\$ 650.89	\$ 31,178.42	\$ 16,493,823.96	\$ 16,524,351.49	\$ 16,524,580.08	
									\$ 53,176.15

Service Fees Posted against Interest in GF

Interest rates posted in red by account.

NOTE: Next month, we will begin incurring fees for POSITIVE PAY SERVICE, which was recommended by the auditor. Implementing for General Fund initially and may add more accounts.

DAILY RATE, 11-05-23, 5.44%

7 DAY YIELD: 5.44%



Town Monthly Report

TOWN OF BEACON FALLS CT

Len Greene Sr - Town Clerk

10/2/2023 TO 10/31/2023

ACCOUNT	AMOUNT
DOG FUND	
Dog License Fees	25.00
Dog License Fees - Town	5.00
Dog Surcharge	10.00
DOG FUND TOTAL:	40.00
FUND TOTAL	
Conveyance Tax - Town	6,083.50
Local Capital Improvement - Town	204.00
Miscellaneous	18.00
Recording Fees - Town Share MERS	284.00
FUND TOTAL:	6,589.50
RECORDING FEES & VITALS	
Burial Permit	0.00
Copies	409.00
Fish & Game - Town	0.00
Liquor Permits	20.00
Maps	0.00
Marriage Fees - Town	48.00
Notary Fees	80.00
Recording Fees	1,873.00
Trade Names	0.00
RECORDING FEES & VITALS TOTAL:	2,430.00
TOWN CLERK SHARE	
Community Investment - Town Clerk MERS	60.00
Historic Preservation - Town Clerk Share	136.00
LOCIP - Town Clerk Share	68.00
TOWN CLERK SHARE TOTAL:	264.00
TRUST & AGENCY	
Community Investment Account - State	2,448.00
Conveyance Tax - State	18,250.50
Fish & Game - State	0.00
Historic Preservation - State	544.00
Marriage Fees - State	102.00
MERS Fees - State	1,295.00
TRUST & AGENCY TOTAL:	22,639.50
SUB TOTAL:	31,963.00
Payment On Account	0.00
GRAND TOTAL:	31,963.00

To: Board of Finance
From: Natasha Nau, Finance Manager
Cc: Board of Selectmen
Erin Schwarz, Assistant to the Finance Manager
Date: November 10, 2023
Subject: September Monthly Report – Finance Department



GENERAL:

- **Financial Accounting/Asset Software:** Photo visits to PD and Firehouse Station 2 have occurred. Only Pent Rd Park and Matthies Park remaining. Auditing for grouped assets that need to be broken. Just maintenance data needs to be added. SlatePages integration project to occur in October.
- **Streetlogix:** intern has begun with data entry getting us caught up. Starting with 2021 and goal is to get it trued up through November 30, 2023 over the next couple months.
- **Insurance:** had annual meeting with CIRMA to discuss the pool, policy changes, value added products/services, renewal info, and member distribution. No distribution this year due to large claim by another town. We have started our cyber renewal shopping.
- **Investment Policy:** First task for new Treasurer in Dec.
- **Audit:** preliminary preparation for them to be on-site the week of Thanksgiving. We will be pushing all other work down on the priority list so that we can focus.
- **Escrow:** we have requested the IWWC and P&Z Commissions to approve the policy so that we can deposit recently received escrow checks.

PROCUREMENT:

- **RFQs/RFPs/ITBs:**
 - 24-2 WWTP/WPCF Electrical Upgrade advertised on 9/25. Optional on-site pre-bid occurred 10/16 10am and 10 people/companies were in attendance. Questions were due 10/18. Submissions were due 10/30. Multiple addendums were issued. Two bidders ended up bidding and these are under evaluation by engineer and attorney. We had hope for this contract to be on the BOS agenda for award this month but more time is needed to properly evaluate some issues.
 - Other opportunities being drafted.
- **Contracts:**
 - 24-1 Rehabilitation of Beacon Valley Road (East): pre-con meeting occurred with Dayton on 10/10. Utility coordination will occur over winter. Trees were removed in late October to prepare. Dealing with an FOI from a displeased resident. Reconstruction work (drainage, paving, etc.) set to begin in late March after winter shutdown.
- **SOWs:**
 - One under State Contract #19PSX0245 for the Senior Center concrete work was completed.

BUDGET/PAYABLES/RECEIVABLES:

- **October FY24 Revenue and Expenditure Summary:**

- **Revenue:** 51.74% collected YTD or \$12.59M. \$1.40M realized this month. \$11.75M is unrealized. The most notable receipts this month are School ECS and MRSA sales tax.
- **Expenditures:** 82.10% committed YTD. \$1.5M expended this month and \$8.1M YTD. \$11.9M encumbered and \$4.36M unencumbered.
- **Transfers & Lines to Monitor: 2 FY24 transfers & 16 lines to monitor.**
- **FY21 Outstanding Capital Projects:**
 - **DPW generator:** Install of switch and site prep to occur Nov 13-30, 2023. Temporary generator rental might not be required for winter. Stay tuned.
- **FY22 Outstanding Capital Projects:**
 - **Fire generator:** site prep to occur after DPW (see above). Temporary generator rental might not be required for winter. Stay tuned.
 - **Rimmon Hill Schoolhouse Relocation:** Town officially took ownership. Trying to get a value from lawyer to enable us to add it to insurance policy. Consultant will be seeking historic preservation grant for Town soon. To be paid for by Historical Society.
- **FY23 Outstanding Capital Projects:**
 - **Fire & EMS - Cutter/Spreader/Rams + Vehicle Stabilization Kits:** invoice approved and paid for cutter/spreader/rams. Payment reimbursement request submitted to FEMA and paid. Stabilization kits next.
 - **Fire & EMS - Pumper + Tanker Financing Pmt.:** both apparatus were officially delivered before the end of the month and the town took acceptance. Added to insurance. 1995 Engine 2 was traded in at original agreed upon value. Working on titling and registering next.
 - **Land Use - Plan of Conservation & Development (POCD):** Planning/land use should be on target for February completion.
 - **PW - 2001 Plow Truck Replacement Plan:** financing agreement and PO executed. Projected to get delivered to body company in January and Town to receive potentially by the end of February.
 - **PW - Beacon Valley Road Bridge:** guard rail installation and line painting complete.
 - **PW - Beacon Valley Road (East Side):** see contract notes above.
 - **PW - Burton Road & Wall:** completion is estimated for October/November.
 - **PW - Street Master Plan: Preventative/Rehabilitation/Reconstruction:** all roadwork completed for this season. Will resume in spring.
 - **Senior/Health Services - Replacement of Windows & Flooring:** windows cost research was updated. Contractor selected. PO will be executed shortly. Flooring will occur after windows sometime over the winter.
 - **Senior/Health Services - Replacement of Concrete Ramp:** work completed.
 - **Town Hall/Townwide - Main St. Improvement:** first segment to be advertised soon.
 - **Town Hall/Townwide - Switch Replacement – EOC/Snr Center Generator:** Install of switch and site prep expected December 2023 after DPW generator work (see above).
 - **WWTP - Electrical & Generator:** see ITB notes above.
- **FY24 Outstanding Capital Projects:**

- **Assessor – Workplace Counter:** to occur after February.
- **EMD – Multiband Radio:** we will pursue this soon.
- **Library – Storage Solution & Safety Update:** we will pursue soon.
- **PD – Patrol Car Replacement:** PO executed in July. Still awaiting delivery.
- **Public Works/Parks - Pent Road Walking Path:** PO executed. Work to occur before 11/30.
- **Public Works/Parks - DPW Garage:** we will pursue in the spring.
- **Recreation – Replace Matthies Swingset:** ordered and installation is scheduled to occur in November. Must report to grantor before 12/31.
- **WWTP – Service Truck Replacement:** PO executed. Delivery months from now.

GRANTS:

- **State EV grant:** grantor delayed – waiting on agreement to sign and manual with rules before we can proceed with any purchasing. This will now be a spring project.
- **Connectivity:** the new Phase II (Feldspar Ave to Bethany Road (R42)) application was submitted on 7/21 deadline - \$800k max award being requested plus 20% match. No word yet.
- **STEAP:** Church Street will be a winter advertisement. West Road rehabilitation for full \$500,000 (project cost is \$2.6M) awarded October 2.
- **Congressionally Directed Spending (CDS) – DeLauro CPF:** awaiting a decision on our \$4M North Main St project (Oct/Nov announcement expected).
- **Community Investment Fund (CIF) Round 4:** we will be resubmitting our \$5.7M Community/Senior/Library Center app from Round 3.
- **USDOJ BVP:** awaiting decision on our \$2,452.50 app for 5 vests (\$4,905 total cost).
- **CT State Library Construction Grant:** attended a webinar with State and Library Director also attended. This fulfills one of the requirements to apply for the grant next year, which we will do again in congruence with the Round 4 CIF grant noted above.

Attachments:

- Oct Actual and Estimated Revenue Report
- Oct Expenditures, Encumbrances & Appropriations Report
- FY24 Transfers/Lines to Monitor Report

Statement of Actual & Estimated Revenue

Town of Beacon Falls
 For Period Ending 10/31/2023
 Selecting on FUND from 10 to 10

ACCOUNT DESCRIPTION	ESTIMATED REVENUE	MONTH-TO-DATE REVENUE	YEAR-TO-DATE REVENUE	UNREALIZED REVENUE	ACTUAL YTD % REALIZED
10.80.01.1070					
STATE - MISCELLANEOUS REIMBURSE	1,000.00			1,000.00	
10.80.01.4005					
STATE PROPERTY TAX (PILOT)	32,763.00		35,220.44	2,457.44-	107.50
10.80.01.4020					
MRSA SALES TAX SHARING		151,639.95	151,639.95	151,639.95-	
10.80.01.4030					
DISABILITY TAX RELIEF	1,614.00			1,614.00	
10.80.01.4035					
ADD. EXEMPTIONS FOR VETERANS	4,983.00			4,983.00	
10.80.01.4040					
TOWN-AID-ROAD	190,482.00		95,399.20	95,082.80	50.08
10.80.01.4045					
SCHOOL EQ. GRANT GTB&ECS	4,033,756.00	1,008,439.00	1,008,439.00	3,025,317.00	25.00
10.80.01.4055					
MASHANTUCKET PEQUOT GRANT	12,467.00			12,467.00	
10.80.01.4062					
DISTRESSED MUNICIPALITIES	22,018.00			22,018.00	
10.80.01.4066					
MUNICIPAL GRANT-IN-AID	43,809.00			43,809.00	
10.80.01.4070					
MISCELLANEOUS REIMBURSEMENTS	5,000.00			5,000.00	
10.80.01.4072					
EMPG GRANT	5,000.00			5,000.00	
10.80.02.4070					
PLANNING & ZONING COMMISSION	5,000.00	5,356.00	5,545.00	545.00-	110.90
10.80.02.4075					
ZONING BD. OF APPEALS	500.00		1,367.00	867.00-	273.40
10.80.02.4080					
BUILDING PERMITS	175,000.00	29,640.00	59,930.00	115,070.00	34.25
10.80.02.4081					
AMBULANCE REIMBURSEMENT	5,000.00			5,000.00	
10.80.02.4082					
FIRE MARSHAL INSPECTIONS	3,000.00	520.00	785.00	2,215.00	26.17
10.80.02.4087					
CONVEYANCE - TOWN CLERK	100,000.00	6,083.50	41,735.06	58,264.94	41.74
10.80.02.4088					
LOCIP - TOWN CLERK	2,000.00	204.00	684.00	1,316.00	34.20
10.80.02.4089					
MERS - TOWN CONTRIBUTION	12,000.00	284.00	1,034.00	10,966.00	8.62
10.80.02.4090					
MISCELLANEOUS PERMITS	500.00		215.00	285.00	43.00
10.80.02.4091					
INLANDS WETLANDS FEES	1,500.00	3,442.00	3,442.00	1,942.00-	229.47
10.80.02.4096					
POLICE EXTRA DUTY	15,000.00	15,000.00	15,000.00		100.00
10.80.02.4099					
POLICE - OTHER REVENUE	2,500.00	353.95	1,408.95	1,091.05	56.36
10.80.02.4101					
POLICE TRAFFIC TICKETS	2,500.00	5.00	1,945.00	555.00	77.80
10.80.02.4105					
DOG LICENSE	350.00	5.00	76.00	274.00	21.71
10.80.02.4106					
TOWN CLERK RECORDING FEES & VI	40,000.00	2,644.00	10,878.00	29,122.00	27.20
10.80.02.4110					
DISPOSAL FEES	100.00	18.00	118.00	18.00-	118.00
10.80.02.4120					
MINI-BUS	6,000.00	311.00	570.00	5,430.00	9.50
10.80.02.4999					
MISCELLANEOUS INCOME	1,000.00	3,356.45	3,356.45	2,356.45-	335.65
10.80.03.4122					

Statement of Actual & Estimated Revenue

Town of Beacon Falls
 For Period Ending 10/31/2023

Selecting on FUND from 10 to 10

ACCOUNT DESCRIPTION	ESTIMATED REVENUE	MONTH-TO-DATE REVENUE	YEAR-TO-DATE REVENUE	UNREALIZED REVENUE	ACTUAL YTD % REALIZED
INTEREST - TAX COLLECTOR 10.80.03.4123	150,000.00	10,050.50	59,720.63	90,279.37	39.81
LIENS/FEES - TAX COLLECTOR 10.80.03.4126	1,500.00	165.01	6,208.32	4,708.32-	413.89
SUPPLEMENTAL MOTOR VEHICLE TA 10.80.03.4132	220,000.00			220,000.00	
WATER PROJECT (2001) - CURRENT & 10.80.03.4133	35,000.00	3,538.99	15,043.21	19,956.79	42.98
RIMMON HILL SEWER ASSESSMENTS 10.80.04.4130	85,000.00	14,070.00	80,201.94	4,798.06	94.36
TELECOMM. PROPERTY TAX 10.80.04.4140	9,641.00			9,641.00	
MISCELLANEOUS 10.80.04.4145	500.00			500.00	
INSURANCE MEMBER DISTRIBUTION 10.80.04.4150	10,000.00			10,000.00	
XEROX EQUIPMENT 10.80.04.4161	150.00			150.00	
INSURANCE CLAIMS 10.80.05.4165	1,000.00	4,750.62	4,750.62	3,750.62-	475.06
INVESTMENTS/INTEREST EARNED 10.80.06.4300	70,000.00	40,491.06	160,109.41	90,109.41-	228.73
PROPERTY TAXES-CURRENT 10.80.06.4301	18,107,697.00	82,649.14	10,419,999.39	7,687,697.61	57.54
PROPERTY TAXES - PRIOR 10.80.06.4325	230,000.00	18,433.73	207,019.09	22,980.91	90.01
TRANSFER FROM UNASSIGNED FUND 10.80.06.4327	196,204.00			196,204.00	
TRANSFER FROM UNASSIGNED TO V 10.80.06.4328	294,810.00			294,810.00	
TRANSFER IN FROM DEBT SERVICE 10.80.06.4400	200,000.00		200,000.00		100.00
SALE OF TOWN PROPERTY	1,000.00			1,000.00	
Report Totals	24,337,344.00	1,401,450.90	12,591,840.66	11,745,503.34	51.74

Statement of Expenditures, Encumbrances & Appropriations

Town of Beacon Falls
 For Period Ending 10/31/2023

Selecting on FUND equals 10 (General Fund) to FUND equals 10 (General Fund)

ACCOUNT ACCOUNT DESCRIPTION	DEPT	ORIGINAL BUDGET	AMENDED BUDGET	MONTH-TO-DATE EXPENDITURES	YEAR-TO-DATE EXPENDITURES	OUTSTANDING ENCUMBRANCES	UNENCUMBERED BALANCE	PERCENT USED
10.90.01.1010								
WAGES - FIRST SELECTMAN	01	62,000.00	62,000.00	5,166.67	20,666.68		41,333.32	33.33
10.90.01.1011								
WAGES - SELECTMAN	01	13,750.00	13,750.00	1,145.83	4,583.32		9,166.68	33.33
10.90.01.1012								
WAGES - SELECTMAN	01	13,750.00	13,750.00	1,145.83	4,583.32		9,166.68	33.33
10.90.01.1014								
HUMAN RESOURCES CONSULTA	01	41,580.00	41,580.00	1,256.76	6,388.03		35,191.97	15.36
10.90.01.1020								
WAGES - FIRST SELECTMAN'S S	01	51,819.00	51,819.00	3,985.80	16,121.14		35,697.86	31.11
10.90.01.1021								
OVERTIME - OFFICE ADMINISTRA	01	1,708.00	1,708.00		64.08		1,643.92	3.75
10.90.01.1220								
FIRST SELECTMAN'S EXPENSES	01	2,500.00	2,500.00	25.00	403.50		2,096.50	16.14
Totals for Department: 01 (SELECTMAN)		187,107.00	187,107.00	12,725.89	52,810.07		134,296.93	28.22
10.90.03.1040								
WAGES - CUSTODIAN	03	43,756.00	43,756.00	2,979.19	13,441.99		30,314.01	30.72
10.90.03.1049								
WAGES - OVERTIME CUSTODIAN	03	2,035.00	2,035.00	313.00	821.63		1,213.37	40.37
10.90.03.1070								
BOARD & COMMISSION CLERKS	03	12,560.00	12,560.00	800.00	4,240.00		8,320.00	33.76
10.90.03.1071								
BOARD & COMMISSION EXPENSE	03	500.00	500.00		120.00		380.00	24.00
10.90.03.1078								
LEGAL NOTICES	03	6,000.00	6,000.00	441.95	1,377.71		4,622.29	22.96
10.90.03.1080								
POSTAGE	03	3,200.00	3,200.00	325.61	796.91		2,403.09	24.90
10.90.03.1090								
OFFICE SUPPLIES	03	12,700.00	12,700.00	1,363.88	3,083.91	5,499.00	4,117.09	67.58
10.90.03.1105								
INFORMATION TECHNOLOGY - SU	03	90,000.00	90,000.00	4,973.25	43,528.18	43,256.30	3,215.52	96.43
10.90.03.1110								
HONOR ROLL MEMORIAL	03	700.00	700.00	407.95	407.95		292.05	58.28
10.90.03.1120								
UTILITIES - ELECTRICITY	03	8,625.00	8,625.00				8,625.00	
10.90.03.1121								
ELECTRICITY - SOLAR GENERATIO	03	50,000.00	50,000.00	3,626.70	13,210.89		36,789.11	26.42

Statement of Expenditures, Encumbrances & Appropriations

Town of Beacon Falls
 For Period Ending 10/31/2023

Selecting on FUND equals 10 (General Fund) to FUND equals 10 (General Fund)

ACCOUNT ACCOUNT DESCRIPTION	DEPT	ORIGINAL BUDGET	AMENDED BUDGET	MONTH-TO-DATE EXPENDITURES	YEAR-TO-DATE EXPENDITURES	OUTSTANDING ENCUMBRANCES	UNENCUMBERED BALANCE	PERCENT USED
10.90.03.1122								
UTILITIES - HEAT & WATER	03	11,000.00	11,000.00	82.66	343.17	8,637.00	2,019.83	81.64
10.90.03.1130								
TELEPHONE & INTERNET	03	20,680.00	20,680.00	1,766.12	6,437.20		14,242.80	31.13
10.90.03.1135								
TOWN CELL PHONES	03	21,000.00	21,000.00	1,605.56	4,919.64		16,080.36	23.43
10.90.03.1140								
MISC. REPAIRS/BUILDING MAINT	03	18,000.00	18,000.00	837.28	4,075.01	6,088.30	7,836.69	56.46
10.90.03.1160								
ELEVATOR SERVICE AGREEMEN	03	3,605.00	3,605.00	264.49	1,057.96	2,195.30	351.74	90.24
10.90.03.1167								
MILEAGE & TOWN CAR MAINT.	03	3,000.00	3,000.00	136.63	609.93		2,390.07	20.33
10.90.03.1495								
EDUCATION/TRAINING	03	4,000.00	4,000.00		26.00		3,974.00	0.65
10.90.03.1600								
ALARM SYSTEM MONITORING	03	8,000.00	10,160.00	1,013.89	2,945.62	4,781.30	2,433.08	76.05
Totals for Department: 03 (TOWN HALL)		319,361.00	321,521.00	20,938.16	101,443.70	70,457.20	149,620.10	53.46
10.90.05.1010								
WAGES - TOWN CLERK	05	63,191.00	63,191.00	4,860.84	19,443.36		43,747.64	30.77
10.90.05.1020								
WAGES-ASST.TOWN CLERK / PT	05	27,187.00	27,187.00	1,950.40	7,917.41		19,269.59	29.12
10.90.05.1042								
WAGES - ASST. TOWN CLERK	05	49,119.00	49,119.00	3,927.00	15,718.52		33,400.48	32.00
10.90.05.1170								
TOWN CLERK EXPENSES	05	5,000.00	5,000.00	674.54	1,897.61		3,102.39	37.95
10.90.05.1175								
ELECTION EXPENSES	05	2,000.00	2,000.00	113.69	177.46		1,822.54	8.87
10.90.05.1180								
LAND RECORDS SOFTWARE SYS	05	23,000.00	23,000.00	1,775.00	6,733.33	14,721.00	1,545.67	93.28
10.90.05.1190								
LEASE PURCHASE COPIER	05	2,000.00	2,000.00	57.50	286.13	172.50	1,541.37	22.93
10.90.05.1195								
RECORDS/BOOKS	05	4,000.00	4,000.00		1,329.87		2,670.13	33.25
10.90.05.1210								
MAP PRINTER MAINT. & SUPPLIE	05	600.00	600.00				600.00	
10.90.05.1405								
VITAL STATISTICS	05	200.00	200.00				200.00	

Statement of Expenditures, Encumbrances & Appropriations

Town of Beacon Falls
 For Period Ending 10/31/2023

Selecting on FUND equals 10 (General Fund) to FUND equals 10 (General Fund)

ACCOUNT ACCOUNT DESCRIPTION	DEPT	ORIGINAL BUDGET	AMENDED BUDGET	MONTH-TO-DATE EXPENDITURES	YEAR-TO-DATE EXPENDITURES	OUTSTANDING ENCUMBRANCES	UNENCUMBERED BALANCE	PERCENT USED
10.90.05.2155								
GENERAL CODE	05	1,200.00	1,200.00			1,200.00		100.00
Totals for Department: 05 (TOWN CLERK)		177,497.00	177,497.00	13,358.97	53,503.69	16,093.50	107,899.81	39.21
10.90.07.1010								
WAGES - TAX COLLECTOR	07	64,836.00	64,836.00	4,987.38	19,949.52		44,886.48	30.77
10.90.07.1020								
WAGES - ASST. TAX COLLECTOR	07	31,150.00	31,150.00	2,299.51	10,551.86		20,598.14	33.87
10.90.07.1060								
COMPUTER LICENSE & SUPPORT	07	7,320.00	7,320.00		7,320.00			100.00
10.90.07.1061								
COMPUTER SVCS - PRINTING	07	10,570.00	10,570.00		7,774.84		2,795.16	73.56
10.90.07.1220								
MISCELLANEOUS EXPENSES	07	6,600.00	6,600.00	247.89	1,809.39		4,790.61	27.42
10.90.07.1221								
EDUCATION	07	800.00	800.00				800.00	
Totals for Department: 07 (TAX COLLECTOR)		121,276.00	121,276.00	7,534.78	47,405.61		73,870.39	39.09
10.90.09.1010								
WAGES - TREASURER	09	13,750.00	13,750.00	1,145.83	4,583.32		9,166.68	33.33
Totals for Department: 09 (TREASURER)		13,750.00	13,750.00	1,145.83	4,583.32		9,166.68	33.33
10.90.11.1020								
WAGES - BUILDING INSPECTOR	11	43,669.00	43,669.00	3,359.16	13,436.64		30,232.36	30.77
10.90.11.1021								
WAGES - BUILDING ADMINISTRAT	11	16,018.00	16,018.00	1,109.60	3,913.00		12,105.00	24.43
10.90.11.1022								
OVERTIME - BUILDING ADMINIST	11	4,018.00	4,018.00	10.40	52.01		3,965.99	1.29
10.90.11.1024								
WAGES - WEO	11	10,000.00	10,000.00	459.48	2,592.80		7,407.20	25.93
10.90.11.1025								
WAGES - ZEO/LAND USE ADMIN	11	30,722.00	30,722.00	1,245.00	3,475.00		27,247.00	11.31
10.90.11.1167								
BUILDING INSPECTOR MILEAGE	11	4,000.00	4,000.00	163.75	561.34		3,438.66	14.03
10.90.11.1220								
BLDG/P&Z/IWWC/CONSERV MIS	11	3,800.00	3,800.00	30.00	279.20		3,520.80	7.35

Statement of Expenditures, Encumbrances & Appropriations

Town of Beacon Falls
 For Period Ending 10/31/2023

Selecting on FUND equals 10 (General Fund) to FUND equals 10 (General Fund)

ACCOUNT ACCOUNT DESCRIPTION	DEPT	ORIGINAL BUDGET	AMENDED BUDGET	MONTH-TO-DATE EXPENDITURES	YEAR-TO-DATE EXPENDITURES	OUTSTANDING ENCUMBRANCES	UNENCUMBERED BALANCE	PERCENT USED
10.90.11.1223 SOIL CONSERVATION	11	1,500.00	1,500.00	1,500.00	1,500.00			100.00
10.90.11.1225 BLIGHT	11	11,000.00	11,000.00				11,000.00	
10.90.11.1226 LAND ACQ./OS PRESERVATION F	11	1,000.00	1,000.00	1,000.00	1,000.00			100.00
10.90.11.1227 OPEN SPACE MAINTENANCE	11	1,000.00	1,000.00				1,000.00	
Totals for Department: 11 (BUILDING DEPT)		126,727.00	126,727.00	8,877.39	26,809.99		99,917.01	21.16
10.90.13.1045 WAGES - LONGEVITY	13	6,700.00	6,700.00				6,700.00	
10.90.13.1047 WAGES-PAYMENT IN LIEU HEAL	13	6,750.00	6,750.00				6,750.00	
10.90.13.1235 WAGE SALARY ADJUSTMENTS	13	45,000.00	45,000.00				45,000.00	
10.90.13.1240 SOCIAL SECURITY	13	195,900.00	195,900.00	14,567.11	64,382.54		131,517.46	32.87
10.90.13.1245 MEDICAL INSURANCE	13	475,962.00	475,962.00	40,376.84	212,470.60		263,491.40	44.64
10.90.13.1246 LIFE INSURANCE	13	16,000.00	16,000.00		3,482.75		12,517.25	21.77
10.90.13.1247 DENTAL REIMBURSEMENT	13	21,450.00	21,450.00	4,063.59	7,257.96		14,192.04	33.84
10.90.13.1250 PENSION	13	513,613.00	513,613.00	23,608.30	250,277.48		263,335.52	48.73
10.90.13.1255 WORKERS COMPENSATION	13	117,000.00	117,000.00		109,098.00		7,902.00	93.25
10.90.13.1256 FIRE - LIFE AND AD&D INSURANC	13	9,000.00	9,000.00		7,052.18		1,947.82	78.36
10.90.13.1257 EMPLOYEE ASSISTANCE PROGR	13	3,250.00	3,250.00	248.77	746.31	2,238.89	264.80	91.85
10.90.13.1595 PW CLOTHING ALLOWANCES	13	7,200.00	7,200.00		7,200.00			100.00
Totals for Department: 13 (EMPLOYEE'S BENEFITS)		1,417,825.00	1,417,825.00	82,864.61	661,967.82	2,238.89	753,618.29	46.85

Statement of Expenditures, Encumbrances & Appropriations

Town of Beacon Falls
 For Period Ending 10/31/2023

Selecting on FUND equals 10 (General Fund) to FUND equals 10 (General Fund)

ACCOUNT ACCOUNT DESCRIPTION	DEPT	ORIGINAL BUDGET	AMENDED BUDGET	MONTH-TO-DATE EXPENDITURES	YEAR-TO-DATE EXPENDITURES	OUTSTANDING ENCUMBRANCES	UNENCUMBERED BALANCE	PERCENT USED
10.90.15.1041								
WAGES - CERTIFIED ASSESSOR	15	69,828.00	69,828.00	5,486.93	21,995.65		47,832.35	31.50
10.90.15.1042								
WAGES - CLERK P/T	15	36,065.00	36,065.00	2,794.81	11,912.70		24,152.30	33.03
10.90.15.1043								
WAGES - BD. OF ASSESSMENT A	15	1,800.00	1,800.00				1,800.00	
10.90.15.1060								
COMPUTER LICENSES & SUPPO	15	12,870.00	12,919.60		12,919.60			100.00
10.90.15.1061								
COMPUTER SERVICES - PRINTI	15	1,980.00	1,980.00		101.87	1,878.13	0.00	100.00
10.90.15.1220								
OFFICE SUPPLIES	15	3,500.00	3,500.00	77.05	1,716.87		1,783.13	49.05
10.90.15.1280								
GIS (MAPS)/ONLINE PROPERTY C	15	6,800.00	6,800.00		3,510.00	2,700.00	590.00	91.32
10.90.15.1495								
EDUCATION	15	2,200.00	2,150.40				2,150.40	
Totals for Department: 15 (BD OF ASSESSORS)		135,043.00	135,043.00	8,358.79	52,156.69	4,578.13	78,308.18	42.01
10.90.19.1380								
AUDIT	19	36,840.00	36,840.00		11,000.00	22,000.00	3,840.00	89.58
10.90.19.1381								
ACTUARIAL VALUATIONS	19	8,300.00	8,300.00			7,800.00	500.00	93.98
Totals for Department: 19 (BOARD OF FINANCE)		45,140.00	45,140.00		11,000.00	29,800.00	4,340.00	90.39
10.90.20.1044								
WAGES - ADMIN ASST. FINANCE	20	55,166.00	55,166.00	4,243.40	16,890.25		38,275.75	30.62
10.90.20.1046								
WAGES - FINANCE MANAGER	20	84,521.00	84,521.00	6,501.62	26,439.89		58,081.11	31.28
10.90.20.1047								
WAGES - OVERTIME	20	2,364.00	2,364.00	56.83	781.74		1,582.26	33.07
10.90.20.1060								
COMPUTER LICENSES & SUPPO	20	21,250.00	21,250.00		10,848.86	5,250.30	5,150.84	75.76
10.90.20.1061								
INTERNS	20	3,500.00	3,500.00	280.00	1,120.00		2,380.00	32.00
Totals for Department: 20 (FINANCE DEPARTMENT)		166,801.00	166,801.00	11,081.85	56,080.74	5,250.30	105,469.96	36.77

Statement of Expenditures, Encumbrances & Appropriations

Town of Beacon Falls
 For Period Ending 10/31/2023

Selecting on FUND equals 10 (General Fund) to FUND equals 10 (General Fund)

ACCOUNT ACCOUNT DESCRIPTION	DEPT	ORIGINAL BUDGET	AMENDED BUDGET	MONTH-TO-DATE EXPENDITURES	YEAR-TO-DATE EXPENDITURES	OUTSTANDING ENCUMBRANCES	UNENCUMBERED BALANCE	PERCENT USED
10.90.21.1060								
EDC CONSULTANT/MARKETING	21	25,000.00	25,000.00				25,000.00	
Totals for Department: 21 (ECONOMIC DEVELOPMENT)		25,000.00	25,000.00				25,000.00	
10.90.29.1010								
WAGES - REGISTRARS (2)	29	27,500.00	27,500.00	2,291.66	9,166.64		18,333.36	33.33
10.90.29.1011								
WAGES - DPTY REGISTRARS	29	1,500.00	1,500.00				1,500.00	
10.90.29.1031								
WAGES - ELECTION WORKERS	29	9,400.00	9,400.00				9,400.00	
10.90.29.1173								
CERTIFICATION & WORKSHOPS	29	1,000.00	1,000.00				1,000.00	
10.90.29.1175								
REGISTRATION/CONFERENCES/	29	1,500.00	1,500.00		170.00		1,330.00	11.33
10.90.29.1176								
OFFICE SUPPLIES	29	1,000.00	1,000.00		52.59		947.41	5.26
10.90.29.1177								
MAINT. VOTING MACHINES	29	1,200.00	1,200.00		1,000.00		200.00	83.33
10.90.29.1345								
ELECTION EXPENSES	29	6,000.00	6,000.00	730.60	770.29	1,252.78	3,976.93	33.72
10.90.29.1355								
PRIMARIES	29	2,000.00	2,000.00				2,000.00	
10.90.29.1356								
EARLY VOTING	29	8,000.00	8,000.00				8,000.00	
10.90.29.1360								
CANVAS EXPENSES	29	300.00	300.00				300.00	
Totals for Department: 29 (REGISTRAR OF VOTERS)		59,400.00	59,400.00	3,022.26	11,159.52	1,252.78	46,987.70	20.90
10.90.33.1270								
LEGAL FEES/TOWN COUNSEL RE	33	100,000.00	100,000.00	2,893.73	9,416.23		90,583.77	9.42
10.90.33.1290								
ENGINEERING & CONSULTANTS	33	150,000.00	150,000.00	10,086.77	25,847.41		124,152.59	17.23
10.90.33.1291								
TOWN PLANNER	33	49,000.00	49,000.00		22,303.50	22,303.50	4,393.00	91.03
10.90.33.1385								
TOWN WEBSITE/WEBSITE CONS	33	3,750.00	3,750.00				3,750.00	

Statement of Expenditures, Encumbrances & Appropriations

Town of Beacon Falls
 For Period Ending 10/31/2023

Selecting on FUND equals 10 (General Fund) to FUND equals 10 (General Fund)

ACCOUNT DESCRIPTION	DEPT	ORIGINAL BUDGET	AMENDED BUDGET	MONTH-TO-DATE EXPENDITURES	YEAR-TO-DATE EXPENDITURES	OUTSTANDING ENCUMBRANCES	UNENCUMBERED BALANCE	PERCENT USED
Totals for Department: 33 (PROFESSIONAL FEES)		302,750.00	302,750.00	12,980.50	57,567.14	22,303.50	222,879.36	26.38
10.90.37.1410								
PROPERTY, CASUALTY & CYBER	37	119,995.00	119,995.00		99,850.00	7,200.00	12,945.00	89.21
Totals for Department: 37 (TOWNWIDE INSURANCE)		119,995.00	119,995.00		99,850.00	7,200.00	12,945.00	89.21
10.90.39.1415								
REGIONAL COUNCIL GOV'TS (NV	39	4,753.00	4,753.00		3,812.00		941.00	80.20
10.90.39.1425								
CCM	39	3,571.00	3,571.00		3,571.00			100.00
10.90.39.1430								
VALLEY COUNCIL/BROWNFIELD	39	1,000.00	1,000.00		1,000.00			100.00
10.90.39.1440								
C.O.S.T.	39	1,075.00	1,075.00		1,075.00			100.00
Totals for Department: 39 (AGENCY MEMBERSHIP)		10,399.00	10,399.00		9,458.00		941.00	90.95
10.90.44.1010								
STIPEND - FIRE CHIEF	44	12,923.00	12,923.00	1,076.92	4,307.68		8,615.32	33.33
10.90.44.1012								
STIPEND - ADMIN. ASSISTANT (S	44	3,652.00	3,652.00				3,652.00	
10.90.44.1030								
TELEPHONE	44	5,759.00	5,759.00		1,114.28		4,644.72	19.35
10.90.44.1031								
EMERGENCY TELEPHONE (911)	44	20,820.00	20,820.00	394.20	5,619.84	4,402.18	10,797.98	48.14
10.90.44.1060								
SOFTWARE & IT	44	23,500.00	23,500.00	7,191.45	12,868.14	3,481.60	7,150.26	69.57
10.90.44.1121								
ELECTRICITY	44	10,000.00	10,000.00				10,000.00	
10.90.44.1122								
HEATING FUEL	44	20,000.00	20,000.00	149.22	501.75	12,955.50	6,542.75	67.29
10.90.44.1123								
WATER	44	1,300.00	1,300.00	45.91	319.10		980.90	24.55
10.90.44.1435								
BUILDING MAINTENANCE	44	18,000.00	27,500.00	1,827.26	5,461.94	13,995.00	8,043.06	70.75
10.90.44.1436								
BUILDING EQUIPMENT	44	6,500.00	6,500.00	665.50	2,887.50	944.00	2,668.50	58.95

Statement of Expenditures, Encumbrances & Appropriations

Town of Beacon Falls
 For Period Ending 10/31/2023

Selecting on FUND equals 10 (General Fund) to FUND equals 10 (General Fund)

ACCOUNT ACCOUNT DESCRIPTION	DEPT	ORIGINAL BUDGET	AMENDED BUDGET	MONTH-TO-DATE EXPENDITURES	YEAR-TO-DATE EXPENDITURES	OUTSTANDING ENCUMBRANCES	UNENCUMBERED BALANCE	PERCENT USED
10.90.44.1465 COMM. EQUIP-MAINTENANCE	44	6,000.00	6,000.00				6,000.00	
10.90.44.1466 EQUIPMENT MAINTENANCE	44	9,000.00	9,000.00	150.99	278.97		8,721.03	3.10
10.90.44.1470 VEHICLE FUEL	44	24,200.00	24,200.00		3,866.46		20,333.54	15.98
10.90.44.1471 MANDATORY VEHICLE AND EQU	44	20,000.00	19,152.00	1,106.22	1,106.22	4,683.07	13,362.71	30.23
10.90.44.1472 VEHICLE REPAIRS	44	38,000.00	38,000.00	88.19	3,332.03	2,348.00	32,319.97	14.95
10.90.44.1485 PERSONAL PROTECTIVE EQUIP	44	30,000.00	30,000.00	325.50	325.50	5,370.00	24,304.50	18.99
10.90.44.1486 EMS TRAINING	44	16,000.00	16,000.00	450.00	1,025.00		14,975.00	6.41
10.90.44.1487 AIR BOTTLE REPLACEMENT PROC	44	6,500.00	6,500.00	5,617.60	5,617.60		882.40	86.42
10.90.44.1488 HOSE REPLACEMENT	44	5,000.00	5,000.00			4,995.23	4.77	99.90
10.90.44.1489 AIR PACK REPLACEMENT	44	22,500.00	22,500.00		22,470.00		30.00	99.87
10.90.44.1490 PHYSICALS/HEALTH & WELLNES	44	17,350.00	17,350.00		1,076.00	6,924.00	9,350.00	46.11
10.90.44.1495 FIRE TRAINING	44	25,000.00	25,000.00	725.00	7,306.64	2,550.00	15,143.36	39.43
10.90.44.1500 SERVICE AWARD PROGRAM	44	52,000.00	52,848.00		52,848.00			100.00
10.90.44.1552 DEPARTMENTAL SUPPLIES - FD	44	20,000.00	20,000.00	371.76	1,889.62	9,810.72	8,299.66	58.50
10.90.44.1553 DEPARTMENTAL SUPPLIES - AMB	44	25,000.00	25,000.00	674.12	3,647.63	17,759.01	3,593.36	85.63
Totals for Department: 44 (EMERGENCY SERVICES)		439,004.00	448,504.00	20,859.84	137,869.90	90,218.31	220,415.79	50.86
10.90.45.1010 STIPEND - FIRE MARSHAL	45	25,490.00	25,490.00	2,124.16	8,496.64		16,993.36	33.33
10.90.45.1011 WAGES - DEPUTY FIRE MARSHAL	45	26,658.00	26,658.00	1,736.98	7,008.54		19,649.46	26.29
10.90.45.1012 STIPEND - ADMIN. ASSISTANT (S	45	3,652.00	3,652.00				3,652.00	

Statement of Expenditures, Encumbrances & Appropriations

Town of Beacon Falls
 For Period Ending 10/31/2023

Selecting on FUND equals 10 (General Fund) to FUND equals 10 (General Fund)

ACCOUNT ACCOUNT DESCRIPTION	DEPT	ORIGINAL BUDGET	AMENDED BUDGET	MONTH-TO-DATE EXPENDITURES	YEAR-TO-DATE EXPENDITURES	OUTSTANDING ENCUMBRANCES	UNENCUMBERED BALANCE	PERCENT USED
10.90.45.1167 VEHICLE REPAIRS	45	3,000.00	3,000.00		1,025.83		1,974.17	34.19
10.90.45.1413 FIRE PREVENTION & SAFETY	45	4,000.00	4,000.00	3,138.95	3,138.95		861.05	78.47
10.90.45.1495 TRAINING/CONTINUING EDUCATI	45	2,200.00	2,200.00				2,200.00	
10.90.45.1515 FIRE CODE SUBSCRIPTION	45	2,300.00	2,300.00		990.00		1,310.00	43.04
10.90.45.1526 COMPUTER SUPPORT	45	650.00	650.00		650.00			100.00
10.90.45.1527 FIRE MARSHAL - EXPENSES	45	4,500.00	4,500.00		379.56		4,120.44	8.43
10.90.45.1528 VEHICLE FUEL	45	2,500.00	2,500.00		208.23		2,291.77	8.33
10.90.45.1595 FIRE MARSHAL - UNIFORMS	45	750.00	750.00				750.00	
Totals for Department: 45 (FIRE MARSHAL)		75,700.00	75,700.00	7,000.09	21,897.75		53,802.25	28.93
10.90.47.1010 STIPEND - EMD	47	5,000.00	5,000.00	416.67	1,666.68		3,333.32	33.33
10.90.47.1011 EMD EQUIPMENT	47	1,300.00	1,300.00				1,300.00	
10.90.47.1530 EMERGENCY NOTIFICATION SYS	47	3,860.00	3,860.00		3,859.20		0.80	99.98
Totals for Department: 47 (CIVIL DEFENSE)		10,160.00	10,160.00	416.67	5,525.88		4,634.12	54.39
10.90.49.1540 COTTON HOLLOW	49	10,322.00	10,322.00	870.16	2,610.48		7,711.52	25.29
10.90.49.1541 BEACON FALLS	49	192,048.00	192,048.00	18,247.95	51,322.35		140,725.65	26.72
Totals for Department: 49 (HYDRANT RENTAL)		202,370.00	202,370.00	19,118.11	53,932.83		148,437.17	26.65
10.90.50.0350 PRIOR YEAR EXPENSE ACCOUNT	50		10,321.40			15,482.10		100.00

Statement of Expenditures, Encumbrances & Appropriations

Town of Beacon Falls
 For Period Ending 10/31/2023

Selecting on FUND equals 10 (General Fund) to FUND equals 10 (General Fund)

ACCOUNT ACCOUNT DESCRIPTION	DEPT	ORIGINAL BUDGET	AMENDED BUDGET	MONTH-TO-DATE EXPENDITURES	YEAR-TO-DATE EXPENDITURES	OUTSTANDING ENCUMBRANCES	UNENCUMBERED BALANCE	PERCENT USED
Totals for Department: 50 (EXPENDITURE CONTROL)			10,321.40			15,482.10		100.00
10.90.53.1010 RESIDENT STATE TROOPER	53	165,670.00	165,670.00				165,670.00	
10.90.53.1020 WAGES - PATROL F/T	53	220,901.00	220,901.00	17,064.21	67,878.87		153,022.13	30.73
10.90.53.1040 WAGES - CLERK	53	43,230.00	43,230.00	3,325.21	13,300.81		29,929.19	30.77
10.90.53.1041 WAGES - PATROL P/T	53	154,000.00	154,000.00	15,317.10	57,461.40		96,538.60	37.31
10.90.53.1052 FT PATROL OVERTIME	53	36,862.00	36,862.00	951.78	10,785.98		26,076.02	29.26
10.90.53.1053 PT PATROL OVERTIME	53	31,596.00	31,596.00	2,724.40	14,333.02		17,262.98	45.36
10.90.53.1054 SHIFT DIFFERENTIAL	53	3,000.00	3,000.00	166.55	799.75		2,200.25	26.66
10.90.53.1060 COMPUTER SUPPORT	53	5,500.00	5,500.00	883.11	1,138.92		4,361.08	20.71
10.90.53.1130 TELEPHONE	53	5,100.00	5,100.00	496.67	834.93		4,265.07	16.37
10.90.53.1220 DEPARTMENTAL SUPPLIES	53	8,000.00	8,000.00	295.24	2,206.42		5,793.58	27.58
10.90.53.1505 STATE MANDATED TRAINING	53	40,000.00	40,000.00	3,088.00	3,478.00		36,522.00	8.70
10.90.53.1585 VEHICLE REPAIRS & MAINTENANCE	53	6,500.00	6,500.00		4,271.10		2,228.90	65.71
10.90.53.1595 UNIFORMS	53	12,500.00	12,500.00		718.00	4,905.00	6,877.00	44.98
10.90.53.1620 BUILDING OPS & MAINTENANCE	53	20,400.00	20,400.00	1,008.36	2,998.97	1,763.20	15,637.83	23.34
10.90.53.1703 VEHICLE GAS & OIL	53	21,500.00	21,500.00		5,011.56		16,488.44	23.31
10.90.53.1704 EQUIPMENT	53	4,200.00	4,200.00			4,200.00		100.00
10.90.53.1705 BODY & DASH CAMERAS	53	23,000.00	23,000.00		11,458.03	10,140.00	1,401.97	93.90

Statement of Expenditures, Encumbrances & Appropriations

Town of Beacon Falls
 For Period Ending 10/31/2023

Selecting on FUND equals 10 (General Fund) to FUND equals 10 (General Fund)

ACCOUNT ACCOUNT DESCRIPTION	DEPT	ORIGINAL BUDGET	AMENDED BUDGET	MONTH-TO-DATE EXPENDITURES	YEAR-TO-DATE EXPENDITURES	OUTSTANDING ENCUMBRANCES	UNENCUMBERED BALANCE	PERCENT USED
Totals for Department: 53 (POLICE)		801,959.00	801,959.00	45,320.63	196,675.76	21,008.20	584,275.04	27.14
10.90.55.1010								
ANIMAL CONTROL CONTRACT	55	25,500.00	25,500.00		367.88		25,132.12	1.44
Totals for Department: 55 (DOG WARDEN)		25,500.00	25,500.00		367.88		25,132.12	1.44
10.90.57.1645								
E911 DISPATCH	57	43,274.00	43,274.00		21,637.00	21,637.00		100.00
10.90.57.1650								
STREET LIGHTING	57	45,000.00	45,000.00	3,649.93	10,697.49		34,302.51	23.77
10.90.57.1655								
DRUG AND ALCOHOL TESTING	57	1,073.00	1,073.00	500.00	500.00		573.00	46.60
10.90.57.1656								
SAFETY COMMITTEE	57	8,000.00	8,000.00		50.00	1,545.00	6,405.00	19.94
Totals for Department: 57 (PUBLIC SAFETY)		97,347.00	97,347.00	4,149.93	32,884.49	23,182.00	41,280.51	57.59
10.90.59.1010								
WAGES - FOREMAN	59	81,016.00	81,016.00	6,232.00	24,947.48		56,068.52	30.79
10.90.59.1011								
WAGES - ASST ROAD FOREMAN	59	77,064.00	77,064.00	5,928.00	23,712.01		53,351.99	30.77
10.90.59.1012								
WAGES - CREW LEADER	59	73,861.00	73,861.00	5,681.60	22,726.41		51,134.59	30.77
10.90.59.1013								
WAGES - HWY MAINT (3)	59	211,973.00	211,973.00	16,062.90	62,826.43		149,146.57	29.64
10.90.59.1049								
WAGES - OVERTIME	59	64,460.00	64,460.00	1,214.53	5,287.95		59,172.05	8.20
10.90.59.1550								
HIGHWAY & PARKS EQUIPMENT	59	12,000.00	12,000.00	1,409.41	3,625.18		8,374.82	30.21
10.90.59.1555								
EQUIPMENT RENTAL	59	2,000.00	2,000.00				2,000.00	
10.90.59.1670								
STREET SWEEPING	59	24,000.00	24,000.00		1,355.10	22,508.60	136.30	99.43
10.90.59.1685								
SNOW REMOVAL MATERIALS	59	50,000.00	50,000.00			49,815.00	185.00	99.63
10.90.59.1690								
TOOLS	59	4,000.00	4,000.00		116.44		3,883.56	2.91

Statement of Expenditures, Encumbrances & Appropriations

Town of Beacon Falls
 For Period Ending 10/31/2023

Selecting on FUND equals 10 (General Fund) to FUND equals 10 (General Fund)

ACCOUNT ACCOUNT DESCRIPTION	DEPT	ORIGINAL BUDGET	AMENDED BUDGET	MONTH-TO-DATE EXPENDITURES	YEAR-TO-DATE EXPENDITURES	OUTSTANDING ENCUMBRANCES	UNENCUMBERED BALANCE	PERCENT USED
10.90.59.1700 VEHICLE FUEL	59	20,000.00	20,000.00		4,062.67		15,937.33	20.31
10.90.59.1703 VEHICLE MAINTENANCE	59	30,000.00	30,000.00	6,208.24	13,747.82	3,299.17	12,953.01	56.82
10.90.59.1710 HIGHWAY MATERIALS	59	45,000.00	45,000.00	1,803.44	5,166.78		39,833.22	11.48
10.90.59.1713 TREE WORK	59	25,000.00	25,000.00		8,221.28	15,400.00	1,378.72	94.49
10.90.59.1714 GUARD RAILS/LINE PAINTING	59	10,000.00	10,000.00		7,078.44		2,921.56	70.78
10.90.59.1715 CATCH BASIN CLEANING	59	16,500.00	16,500.00				16,500.00	
10.90.59.1720 MANDATED STORM DRAINS	59	8,000.00	8,000.00				8,000.00	
10.90.59.1782 PAVEMENT MAINTENANCE	59	75,000.00	75,000.00				75,000.00	
10.90.59.1785 FERTILIZER/CLAY	59	6,000.00	6,000.00				6,000.00	
10.90.59.1786 SETTLING POND MAINTENANCE	59	5,000.00	5,000.00				5,000.00	
10.90.59.1787 PARKS - BUILDING MAINTENANC	59	10,000.00	10,000.00		1,925.20		8,074.80	19.25
10.90.59.1788 PARKS GROUNDS MAINTENANCE	59	15,000.00	14,004.00	915.55	1,093.56		12,910.44	7.81
10.90.59.1789 PARKS COURTS MAINTENANCE	59	2,000.00	2,996.00			2,996.00		100.00
10.90.59.1790 FIELD RECONSTRUCTION	59	10,000.00	10,000.00				10,000.00	
10.90.59.1791 PROPANE	59	2,300.00	2,300.00	44.93	44.93		2,255.07	1.95
10.90.59.1792 TELEPHONE/INTERNET/ALARM	59	2,400.00	2,400.00	207.50	829.22		1,570.78	34.55
10.90.59.1793 TOWN GARAGE - BUILDING MAI	59	10,000.00	10,000.00		1,116.91	175.00	8,708.09	12.92
Totals for Department: 59 (HIGHWAY)		892,574.00	892,574.00	45,708.10	187,883.81	94,193.77	610,496.42	31.60
10.90.63.1010 WAGES - NURSE	63	33,191.00	33,191.00	2,648.53	10,809.51		22,381.49	32.57

Statement of Expenditures, Encumbrances & Appropriations

Town of Beacon Falls
 For Period Ending 10/31/2023

Selecting on FUND equals 10 (General Fund) to FUND equals 10 (General Fund)

ACCOUNT ACCOUNT DESCRIPTION	DEPT	ORIGINAL BUDGET	AMENDED BUDGET	MONTH-TO-DATE EXPENDITURES	YEAR-TO-DATE EXPENDITURES	OUTSTANDING ENCUMBRANCES	UNENCUMBERED BALANCE	PERCENT USED
10.90.63.1170 DEPARTMENTAL SUPPLIES	63	500.00	500.00				500.00	
10.90.63.1390 RESIDENT RELIEF/COMMUNITY O	63	5,500.00	5,500.00				5,500.00	
10.90.63.1395 T.E.A.M.	63	7,500.00	7,500.00		7,500.00			100.00
10.90.63.1723 MEALS ON WHEELS	63	1,400.00	1,400.00				1,400.00	
10.90.63.1725 REGIONAL MENTAL HEALTH	63	925.00	925.00				925.00	
10.90.63.1726 PROBATE COURT	63	2,500.00	2,500.00				2,500.00	
10.90.63.1735 HEALTH DISTRICT	63	45,248.00	45,248.00	11,311.88	22,623.76	22,623.76	0.48	100.00
10.90.63.1737 BH CARE	63	500.00	500.00	500.00	500.00			100.00
Totals for Department: 63 (COMMUNITY WELFARE)		97,264.00	97,264.00	14,460.41	41,433.27	22,623.76	33,206.97	65.86
10.90.65.1740 REFUSE COLLECTION	65	336,000.00	336,000.00		50,332.92	285,667.08	0.00	100.00
10.90.65.1745 RECYCLING	65	140,400.00	165,400.00		35,993.36	129,406.64		100.00
10.90.65.1750 BULKY WASTE TRANSFER	65	50,000.00	50,000.00	4,171.66	4,056.06	30,828.34	15,115.60	69.77
10.90.65.1755 HOUSEHOLD HAZARDOUS WAST	65	7,000.00	7,000.00		2,312.96		4,687.04	33.04
Totals for Department: 65 (REFUSE)		533,400.00	558,400.00	4,171.66	92,695.30	445,902.06	19,802.64	96.45
10.90.67.1010 WAGES - SUPERVISOR	67	79,206.00	79,206.00	6,092.80	24,371.20		54,834.80	30.77
10.90.67.1011 WAGES - ASST. SUPERVISOR	67	74,942.00	74,942.00	5,764.80	23,059.21		51,882.79	30.77
10.90.67.1042 WAGES - MAINTAINER/OPERATO	67	67,392.00	67,392.00	5,184.00	20,736.00		46,656.00	30.77
10.90.67.1049 WAGES - OVERTIME	67	47,292.00	47,292.00	2,853.16	11,923.60		35,368.40	25.21

Statement of Expenditures, Encumbrances & Appropriations

Town of Beacon Falls
 For Period Ending 10/31/2023

Selecting on FUND equals 10 (General Fund) to FUND equals 10 (General Fund)

ACCOUNT ACCOUNT DESCRIPTION	DEPT	ORIGINAL BUDGET	AMENDED BUDGET	MONTH-TO-DATE EXPENDITURES	YEAR-TO-DATE EXPENDITURES	OUTSTANDING ENCUMBRANCES	UNENCUMBERED BALANCE	PERCENT USED
10.90.67.1121 ELECTRICITY	67	19,000.00	19,000.00	3,717.94	3,717.94		15,282.06	19.57
10.90.67.1122 WATER & HEATING FUEL	67	8,500.00	8,500.00	110.22	405.26	5,758.00	2,336.74	72.51
10.90.67.1130 TELEPHONE & ALARM	67	4,500.00	4,500.00	920.98	1,438.45	1,248.00	1,813.55	59.70
10.90.67.1140 SUPPLIES & MAINTENANCE	67	9,328.00	9,328.00	1,133.51	2,778.50	1,030.00	5,519.50	40.83
10.90.67.1470 VEHICLE FUEL & MAINTENANCE	67	9,000.00	7,850.00		273.14	1,150.00	6,426.86	18.13
10.90.67.1760 PLANT OPERATIONS	67	80,000.00	80,000.00	11,197.65	27,535.22	32,594.81	19,869.97	75.16
10.90.67.1765 EQUIPMENT REPLACEMENT	67	40,000.00	40,000.00	1,507.79	3,646.15	1,276.86	35,076.99	12.31
10.90.67.1770 SLUDGE PROCESSING	67	180,000.00	180,000.00		24,151.56	44,048.44	111,800.00	37.89
10.90.67.1775 D.E.P. DISCHARGER PERMIT	67	1,800.00	1,800.00		1,722.50		77.50	95.69
10.90.67.1776 NITROGEN CREDITS	67	55,000.00	55,000.00				55,000.00	
10.90.67.1780 SEWER MAINTENANCE	67	20,000.00	20,000.00				20,000.00	
10.90.67.1785 MANDATED TOXICITY TESTING	67	19,982.00	19,982.00	1,857.84	4,537.30	15,262.70	182.00	99.09
Totals for Department: 67 (WASTE WATER TREATMENT)		715,942.00	714,792.00	40,340.69	150,296.03	102,368.81	462,127.16	35.35
10.90.69.1010 WAGES - FULL TIME (3)	69	171,633.00	171,633.00	13,202.00	52,824.48		118,808.52	30.78
10.90.69.1019 WAGES - PART TIME	69	15,600.00	15,600.00	1,267.50	4,882.50		10,717.50	31.30
10.90.69.1060 COMPUTER SOFTWARE	69	6,750.00	6,750.00	26.51	3,692.88		3,057.12	54.71
10.90.69.1170 DEPARTMENTAL SUPPLIES	69	29,000.00	29,000.00	1,732.75	8,093.09	8,791.77	12,115.14	58.22
10.90.69.1800 PROFESSIONAL DEVELOPMENT	69	1,000.00	1,000.00	333.00	375.49		624.51	37.55
10.90.69.1805 PROGRAMS	69	11,750.00	11,750.00	1,377.63	6,098.78		5,651.22	51.90

Statement of Expenditures, Encumbrances & Appropriations

Town of Beacon Falls
 For Period Ending 10/31/2023

Selecting on FUND equals 10 (General Fund) to FUND equals 10 (General Fund)

ACCOUNT DESCRIPTION	DEPT	ORIGINAL BUDGET	AMENDED BUDGET	MONTH-TO-DATE EXPENDITURES	YEAR-TO-DATE EXPENDITURES	OUTSTANDING ENCUMBRANCES	UNENCUMBERED BALANCE	PERCENT USED
10.90.69.1807								
LIBRARY COPIER LEASES	69	820.00	820.00	53.00	241.52	159.00	419.48	48.84
Totals for Department: 69 (LIBRARY)		236,553.00	236,553.00	17,992.39	76,208.74	8,950.77	151,393.49	36.00
10.90.71.1019								
WAGES - SEASONAL	71	20,250.00	20,250.00		22,198.75		1,948.75-	109.62
10.90.71.1121								
ELECTRICITY, WATER & FUEL	71	24,000.00	24,000.00	1,951.72	6,329.72		17,670.28	26.37
10.90.71.1820								
SANITATION FACILITIES	71	8,000.00	8,000.00		975.00	7,025.00		100.00
10.90.71.1840								
STOCK FISH	71	3,500.00	3,500.00				3,500.00	
10.90.71.1861								
RECREATIONAL PROGRAM & AC	71	3,500.00	3,500.00	115.02	1,765.02		1,734.98	50.43
10.90.71.1870								
INDEPENDENCE DAY CELEBRATI	71	20,000.00	20,000.00		3,450.00		16,550.00	17.25
10.90.71.1905								
SUMMER CONCERT SERIES	71	6,800.00	6,800.00		6,740.00		60.00	99.12
Totals for Department: 71 (PARK & RECREATION)		86,050.00	86,050.00	2,066.74	41,458.49	7,025.00	37,566.51	56.34
10.90.77.1041								
WAGES - DRIVER/ASST. SNR DI	77	40,286.00	40,286.00	3,326.64	12,805.56		27,480.44	31.79
10.90.77.1470								
GAS/MAINTENANCE	77	8,500.00	8,500.00		1,446.09		7,053.91	17.01
Totals for Department: 77 (MINI BUS OPERATIONS)		48,786.00	48,786.00	3,326.64	14,251.65		34,534.35	29.21
10.90.79.1010								
SNR CENTER DIRECTOR P/T	79	10,400.00	10,400.00	866.67	3,466.68		6,933.32	33.33
10.90.79.1120								
HEATING OIL	79	3,900.00	3,900.00			1,900.14	1,999.86	48.72
10.90.79.1121								
ELECTRICTY & WATER	79	4,770.00	4,770.00	601.96	1,813.57		2,956.43	38.02
10.90.79.1130								
TELEPHONE	79	3,800.00	3,800.00	274.06	1,524.16		2,275.84	40.11
10.90.79.1220								
SENIOR CENTER SUPPLIES	79	1,870.00	1,870.00	173.76	410.86		1,459.14	21.97

Statement of Expenditures, Encumbrances & Appropriations

Town of Beacon Falls
 For Period Ending 10/31/2023

Selecting on FUND equals 10 (General Fund) to FUND equals 10 (General Fund)

ACCOUNT ACCOUNT DESCRIPTION	DEPT	ORIGINAL BUDGET	AMENDED BUDGET	MONTH-TO-DATE EXPENDITURES	YEAR-TO-DATE EXPENDITURES	OUTSTANDING ENCUMBRANCES	UNENCUMBERED BALANCE	PERCENT USED
10.90.79.1681 SENIOR ACTIVITIES	79	4,770.00	4,770.00				4,770.00	
10.90.79.1943 BUILDING MAINTENANCE	79	5,305.00	5,305.00	154.59	284.59	1,460.00	3,560.41	32.89
Totals for Department: 79 (SENIOR CITIZENS CENTER)		34,815.00	34,815.00	2,071.04	7,499.86	3,360.14	23,955.00	31.19
10.90.83.1170 CONTINGENCY EXPENSES	83	100,000.00	88,340.00				88,340.00	
Totals for Department: 83 (CONTINGENCY)		100,000.00	88,340.00				88,340.00	
10.90.85.1984 PRINCIPAL - 2014 (\$5.865M) BOND	85	320,000.00	320,000.00			320,000.00		100.00
10.90.85.1985 INTEREST - 2014 (\$5.865M) BOND	85	102,200.00	102,200.00		51,100.00	51,100.00		100.00
Totals for Department: 85 (DEBT SERVICE - INTEREST)		422,200.00	422,200.00		51,100.00	371,100.00		100.00
10.90.87.2009 PRINCIPAL - 2016 (\$4.35M) BOND	87	260,000.00	260,000.00		260,000.00			100.00
10.90.87.2013 INTEREST - 2016 (\$4.35M) BOND	87	50,250.00	50,250.00		27,075.00	23,175.00		100.00
10.90.87.2021 INTEREST - 2021 BOND ISSUE	87	160,500.00	160,500.00			160,500.00		100.00
10.90.87.2022 PRINCIPAL - 2021 BOND ISSUE	87	300,000.00	300,000.00			300,000.00		100.00
Totals for Department: 87 (DEBT SERVICE - PRINCIPLE)		770,750.00	770,750.00		287,075.00	483,675.00		100.00
10.90.88.2001 REGIONAL SCHOOL DISTRICT #1	88	14,990,623.00	14,990,623.00	1,095,687.00	4,930,590.00	10,060,033.00		100.00
Totals for Department: 88 (Department - 88)		14,990,623.00	14,990,623.00	1,095,687.00	4,930,590.00	10,060,033.00		100.00
10.90.90.2500 TRANSFER TO NON-RECURRING (90	196,204.00	196,204.00		196,204.00			100.00
10.90.90.2503 TRANSFER TO DEBT SERVICE FU	90	50,000.00	50,000.00		50,000.00			100.00

Date: 11/09/2023

Time: 10:32:37AM

Statement of Expenditures, Encumbrances & Appropriations

User: ERIN

Page:17

Town of Beacon Falls
For Period Ending 10/31/2023

Selecting on FUND equals 10 (General Fund) to FUND equals 10 (General Fund)

ACCOUNT		ORIGINAL		MONTH-TO-DATE	YEAR-TO-DATE	OUTSTANDING	UNENCUMBERED	PERCENT
ACCOUNT DESCRIPTION	DEPT	BUDGET	AMENDED BUDGET	EXPENDITURES	EXPENDITURES	ENCUMBRANCES	BALANCE	USED
10.90.90.2504								
TRANSFER TO VEHICLE REPLAC	90	294,810.00	295,960.00		294,810.00		1,150.00	99.61
Totals for Department:		541,014.00	542,164.00		541,014.00		1,150.00	99.79
90 (TRANSFERS/SPECIAL PROJ.)								
Report totals		24,350,082.00	24,385,403.40	1,505,578.97	8,116,456.93	11,908,297.22	4,365,809.95	82.10



TOWN OF BEACON FALLS

FY2024

TRANSFERS FOR 11/13 BOS & 11/14/23 BOF MEETINGS

11/8/2023

FY2023-2024 BUDGET

TRANSFER FROM:				TRANSFER TO:			
#	Amount	Line	Description	Line	Description	Amount	Explanation
1	\$ (1,500.00)	10.90.83.1170	Contingency	10.90.13.1045	Longevity	\$ 1,500.00	Due to increased amounts neogitated in the Town Hall Contract renewal, after budget was approved.
2	\$ (4,000.00)	10.90.83.1170	Contingency	10.90.03.1140	Town Hall Maintenance	\$ 6,000.00	New sign for Town Hall grounds & elevator repairs
	\$ (5,500.00)					\$ 7,500.00	

FY2024

LINES TO MONITOR

Highlighted Lines on EE&A - 10/31/23 - Should be 33.34% spent

#	Line	Description	Budgeted Amount	Amount Spent+Encumbered YTD	Unencumbered Amount	Description	% Unencumbered
1	10.90.03.1049	Overtime - Custodian	\$2,035.00	\$821.63	1213.37	Trending high	60%
2	10.90.03.1140	Building Maintenance Town Hall	\$18,000.00	\$10,163.31	7836.69	Elevator repairs	44%
3	10.90.15.1220	Assessor - Office Supplies	\$3,500.00	\$1,716.87	\$1,783.13	Trending high	51%
4	10.90.29.1177	Registrar - Voting Machine Maintenance	\$1,200.00	\$1,000.00	\$200.00	Budget used on 7/1/23	17%
5	10.90.44.1435	Fire - Building Maintenance	\$27,500.00	\$19,456.94	\$8,043.06	Transfer for gutters, etc.	29%
6	10.90.44.1436	Fire - Building Equipment	\$6,500.00	\$3,831.50	\$2,668.50	Trending high	41%
7	10.90.44.1495	Fire Training	\$25,000.00	\$9,856.64	\$15,143.36	Recent live burn cost over \$4,000	61%
8	10.90.44.1552	FD Dept Supplies	\$20,000.00	\$11,700.34	\$8,299.66	Equipment purchases	41%
9	10.90.53.1053	PT Patrol Overtime	\$31,596.00	\$14,333.02	\$17,262.98	Trending high	55%
10	10.90.53.1585	Police- Vehicle Maintenance	\$6,500.00	\$4,271.10	\$2,228.90	Significant repairs early in the year	34%
11	10.90.53.1505	Police Uniforms	\$12,500.00	\$5,623.00	\$6,877.00	BV vests	55%
12	10.90.59.1703	Public Works Vehicle Maintenance	\$30,000.00	\$17,046.99	\$12,953.01	Budget was cut and this puts this line too low for the year.	43%
13	10.90.69.1805	Library Programs	\$11,750.00	\$6,098.78	\$5,651.22	Trending high	48%
14	10.90.71.1019	P&R Seasonal Wages	\$20,250.00	\$22,198.75	(\$1,948.75)	15 counselors hired.	-10%
15	10.90.71.1861	P&R Recreational Programs	\$3,500.00	\$1,765.02	\$1,734.98	Trending high, more activities	50%
16	10.90.71.1905	Concerts	\$6,800.00	\$6,740.00	\$60.00	June concerts rescheduled to August, budget low for June 2024	1%

Due to some upcoming employee absences, we will need some significant transfers towards year-end for the following lines:

Police Admin

First Selectman's Secretary