

Terminal / Batch	
Terminal	2
Batch	2624

Town Only

Cash	4,790.84	1
Check	0.00	0
Credit Card	0.00	0
<b>Total</b>	<b>4,790.84</b>	<b>1</b>

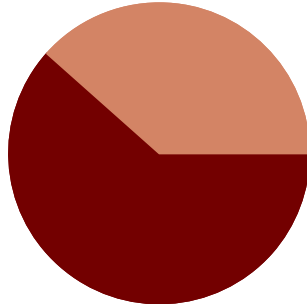
Last Assessor Bridge	
Run on:	05/16/2022

## Percent Collection as of 12/30/2022

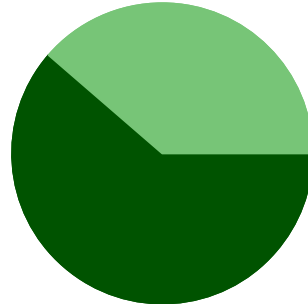
**REAL ESTATE**  
 Uncollected - 38.42%  
 Collected - 61.58%

**PERSONAL PROPERTY**  
 Uncollected - 38.64%  
 Collected - 61.36%

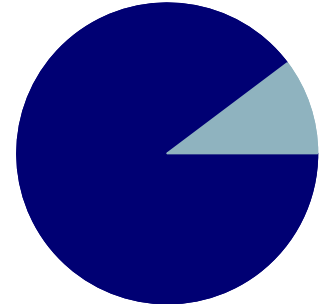
**MV REGULAR**  
 Uncollected - 10.27%  
 Collected - 89.73%



■ Total Due = \$5,606,548.80  
■ Total Paid = \$8,986,573.92



■ Total Due = \$343,404.27  
■ Total Paid = \$545,258.15



■ Total Due = \$190,463.93  
■ Total Paid = \$1,664,249.57

Type	Total Billed	Total Paid	Total Due	Percent Collected
REAL ESTATE	14,593,122.72	8,986,573.92	5,606,548.80	61.58
PERSONAL PRO	888,662.42	545,258.15	343,404.27	61.36
MOTOR VEHICL	1,854,713.50	1,664,249.57	190,463.93	89.73
MOTOR SUPPLE	224,657.70	0.00	224,657.70	0.00
SEWER ASSESS	46,683.67	55,231.84	-8,548.17	118.31
WATER	10,629.01	21,251.11	-10,622.10	199.93
<b>TOTALS:</b>	<b>\$17,618,469.02</b>	<b>\$11,272,564.59</b>	<b>\$6,345,904.43</b>	

## Original Beginning Balance Totals

Type	Count	Gross Assessment	Exemptions	Net Assessment	First Installment	Second Installment	Total Tax
REAL ESTATE	2,384	471,210,140	3,173,278	468,036,862	6,566,919.80	6,566,367.38	13,133,287.18
REAL ESTATE C	82	10,705,710	173,000	10,532,710	107,695.83	107,482.37	215,178.20
REAL ESTATE X	87	44,673,760	44,673,760	0	0.00	0.00	0.00
PERSONAL PROPERTY	270	44,236,722	12,846,342	31,390,380	446,800.42	441,862.00	888,662.42
MOTOR VEHICLE	5,925	66,987,899	359,050	66,628,849	1,878,921.79	0.00	1,878,921.79
MOTOR SUPPLEMENTAL	938	15,088,290	2,340	15,085,950	224,657.70	0.00	224,657.70
SEWER ASSESSMENT	238	0	0	0	40,733.59	0.00	40,733.59
WATER	178	0	0	0	10,154.64	0.00	10,154.64
TOTALS:	10,102	652,902,521	61,227,770	591,674,751	9,275,883.77	7,115,711.75	16,391,595.52

### Waived Bills

Type	Count	Gross Assessment	Exemptions	Net Assessment	Total Tax	Waived Amount
TOTALS:	0	0	0	0	0.00	0.00

## Summary of Cash Collections - Year to Date

Type	Taxes	Bond Int	Interest	Lien	Fees	Total
REAL ESTATE	8,986,573.92	0.00	7,136.11	0.00	60.00	8,993,770.03
PERSONAL PROPERTY	545,258.15	0.00	314.55	0.00	0.00	545,572.70
MOTOR VEHICLE	1,664,249.57	0.00	10,455.82	0.00	40.00	1,674,745.39
SEWER ASSESSMENT	2,737.32	316.32	73.72	24.00	0.00	3,151.36
TOTALS:	11,198,818.96	316.32	17,980.20	24.00	100.00	11,217,239.48

# Summary of Cash Collections - Monthly for December

Type	Taxes	Bond Int	Interest	Lien	Fees	Total
REAL ESTATE	1,399,885.38	0.00	833.57	0.00	20.00	1,400,738.95
PERSONAL PROPERTY	19,542.42	0.00	2.50	0.00	0.00	19,544.92
MOTOR VEHICLE	13,972.57	0.00	1,322.49	0.00	0.00	15,295.06
<b>TOTALS:</b>	<b>1,433,400.37</b>	<b>0.00</b>	<b>2,158.56</b>	<b>0.00</b>	<b>20.00</b>	<b>1,435,578.93</b>

## Summary of Open Batches for 12/30/2022

User	Terminal	Batch #	Last Eff. Date	Last Pay Date
MONEY	2	2624	12/30/2022	12/30/2022

**GRAND RATEBOOK BALANCE SHEET REPORT**  
**TOWN OF BEACON FALLS**  
**GRAND LIST YEAR 2021**

Year: 2006 To 2022, Pay Date: 12/31/2022, Time: 01/05/2023 01:56:14 pm All

Conditions: Recap By Year: Yes Recap By Dist: No Act/Susp: Active, Cycle: 00 To 00, Type: CITY, Bill Type: 07 WATER  
 YEAR/TYPE ACTS BEGINNING BALANCE LAWFUL CORRECTIONS INC. TAXES COLLECTABLE CURRENT SUSPENSE TAXES/BINT PAID INTEREST PAID L+FEES PAID TOTAL PAID OVER PAID UNCOLLECTED TAXES

YEAR/TYPE	ACTS	BEGINNING BALANCE	LAWFUL CORRECTIONS INC.	TAXES COLLECTABLE	CURRENT SUSPENSE	TAXES/BINT PAID	INTEREST PAID	L+FEES PAID	TOTAL PAID	OVER PAID	UNCOLLECTED TAXES
WATER	2	0.00	0.00	0.00	0.00	0.00	0.00	0.00	0.00	0.00	0.00
<b>YR: 2007</b>	<b>2</b>	<b>0.00</b>	<b>0.00</b>	<b>0.00</b>	<b>0.00</b>	<b>0.00</b>	<b>0.00</b>	<b>0.00</b>	<b>0.00</b>	<b>0.00</b>	<b>0.00</b>
WATER	186	3,970.72	0.00	0.00	3,970.72	0.00	0.00	0.00	0.00	0.00	3,970.72
<b>YR: 2008</b>	<b>186</b>	<b>3,970.72</b>	<b>0.00</b>	<b>0.00</b>	<b>3,970.72</b>	<b>0.00</b>	<b>0.00</b>	<b>0.00</b>	<b>0.00</b>	<b>0.00</b>	<b>3,970.72</b>
WATER	185	916.32	0.00	0.00	916.32	0.00	0.00	0.00	0.00	0.00	916.32
<b>YR: 2009</b>	<b>185</b>	<b>916.32</b>	<b>0.00</b>	<b>0.00</b>	<b>916.32</b>	<b>0.00</b>	<b>0.00</b>	<b>0.00</b>	<b>0.00</b>	<b>0.00</b>	<b>916.32</b>
WATER	187	916.32	0.00	0.00	916.32	0.00	0.00	0.00	0.00	0.00	916.32
<b>YR: 2010</b>	<b>187</b>	<b>916.32</b>	<b>0.00</b>	<b>0.00</b>	<b>916.32</b>	<b>0.00</b>	<b>0.00</b>	<b>0.00</b>	<b>0.00</b>	<b>0.00</b>	<b>916.32</b>
WATER	187	1,118.60	0.00	0.00	1,118.60	0.00	0.00	0.00	0.00	0.00	1,118.60
<b>YR: 2011</b>	<b>187</b>	<b>1,118.60</b>	<b>0.00</b>	<b>0.00</b>	<b>1,118.60</b>	<b>0.00</b>	<b>0.00</b>	<b>0.00</b>	<b>0.00</b>	<b>0.00</b>	<b>1,118.60</b>
WATER	187	1,221.76	0.00	0.00	1,221.76	0.00	0.00	0.00	0.00	0.00	1,221.76
<b>YR: 2012</b>	<b>187</b>	<b>1,221.76</b>	<b>0.00</b>	<b>0.00</b>	<b>1,221.76</b>	<b>0.00</b>	<b>0.00</b>	<b>0.00</b>	<b>0.00</b>	<b>0.00</b>	<b>1,221.76</b>
WATER	187	1,221.76	0.00	0.00	1,221.76	0.00	0.00	0.00	0.00	0.00	1,221.76
<b>YR: 2013</b>	<b>187</b>	<b>1,221.76</b>	<b>0.00</b>	<b>0.00</b>	<b>1,221.76</b>	<b>0.00</b>	<b>0.00</b>	<b>0.00</b>	<b>0.00</b>	<b>0.00</b>	<b>1,221.76</b>
WATER	187	1,494.16	0.00	0.00	1,494.16	0.00	0.00	0.00	0.00	0.00	1,494.16
<b>YR: 2014</b>	<b>187</b>	<b>1,494.16</b>	<b>0.00</b>	<b>0.00</b>	<b>1,494.16</b>	<b>0.00</b>	<b>0.00</b>	<b>0.00</b>	<b>0.00</b>	<b>0.00</b>	<b>1,494.16</b>
WATER	187	1,527.20	0.00	0.00	1,527.20	0.00	0.00	0.00	0.00	0.00	1,527.20
<b>YR: 2015</b>	<b>187</b>	<b>1,527.20</b>	<b>0.00</b>	<b>0.00</b>	<b>1,527.20</b>	<b>0.00</b>	<b>0.00</b>	<b>0.00</b>	<b>0.00</b>	<b>0.00</b>	<b>1,527.20</b>
WATER	187	1,832.64	0.00	0.00	1,832.64	0.00	117.83 187.61	111.35	0.00	416.79	1,527.20
<b>YR: 2016</b>	<b>187</b>	<b>1,832.64</b>	<b>0.00</b>	<b>0.00</b>	<b>1,832.64</b>	<b>0.00</b>	<b>117.83 187.61</b>	<b>111.35</b>	<b>0.00</b>	<b>416.79</b>	<b>1,527.20</b>
WATER	187	1,832.64	0.00	0.00	1,832.64	0.00	130.66 174.78	99.95	0.00	405.39	1,527.20
<b>YR: 2017</b>	<b>187</b>	<b>1,832.64</b>	<b>0.00</b>	<b>0.00</b>	<b>1,832.64</b>	<b>0.00</b>	<b>130.66</b>	<b>99.95</b>	<b>0.00</b>	<b>405.39</b>	<b>1,527.20</b>

**GRAND RATEBOOK BALANCE SHEET REPORT**  
**TOWN OF BEACON FALLS**  
**GRAND LIST YEAR 2021**

Year: 2006 To 2022, Pay Date: 12/31/2022, Time: 01/05/2023 01:59:50 pm All

YEAR/TYPE	ACTS	BEGINNING BALANCE	LAWFUL INC.	Act/Susp: Active, CORRECTIONS DEC.	Cycle: 00 To 00, TAXES COLLECTABLE	Current SUSPENSE	TAXES/BINT PAID	INTEREST PAID	L+FEES PAID	TOTAL PAID	OVER PAID	UNCOLLECTED TAXES
							174.78					
WATER	187	1,832.64	0.00	0.00	1,832.64	0.00	133.27 172.17	77.96	0.00	383.40	0.00	1,527.20
YR: 2018	187	1,832.64	0.00	0.00	1,832.64	0.00	133.27 172.17	77.96	0.00	383.40	0.00	1,527.20
WATER	188	2,443.52	0.00	0.00	2,443.52	0.00	294.44 316.44	126.50	0.00	737.38	0.00	1,832.64
YR: 2019	188	2,443.52	0.00	0.00	2,443.52	0.00	294.44 316.44	126.50	0.00	737.38	0.00	1,832.64
WATER	187	3,359.84	0.00	0.00	3,359.84	0.00	627.46 594.30	143.44	0.00	1,365.20	0.00	2,138.08
YR: 2020	187	3,359.84	0.00	0.00	3,359.84	0.00	627.46 594.30	143.44	0.00	1,365.20	0.00	2,138.08
WATER	187	18,631.84	0.00	0.00	18,631.84	0.00	21,251.11 6,542.38	134.03	120.00	28,047.52	0.00	2,443.52
YR: 2021	187	18,631.84	0.00	0.00	18,631.84	0.00	11,605.17 21,251.11 6,542.38	134.03	120.00	28,047.52	0.00	2,443.52
							11,605.17					
WATER	187	16,809.67	119.78	0.00	16,929.45	0.00	16,666.20 4,677.62	52.68	96.00	21,492.50	-48.01	4,584.91
YR: 2022	187	16,809.67	119.78	0.00	16,929.45	0.00	9,119.06 16,666.20 4,677.62	52.68	96.00	21,492.50	-48.01	4,584.91
							9,119.06					
<b>Grand Total</b>	<b>188</b>	<b>59,129.63</b>	<b>119.78</b>	<b>0.00</b>	<b>59,249.41</b>	<b>0.00</b>	<b>39,220.97 12,665.30</b>	<b>745.91</b>	<b>216.00</b>	<b>52,848.18</b>	<b>-48.01</b>	<b>27,967.59</b>
							20,724.23					

**CASH REPORT  
TOWN OF BEACON FALLS**

MONTHLY REPORT BY BILLING YEAR      CASH: CITY      Date: 01/05/2023      Pay Date: 12/01/2022 To 12/31/2022      Time: 14:07:47      Page: 1  
 Condition: Year From: 2006 TO 2022      District:      All Term#      Total Only: NO      Bill Type: 05 ASSM      Susp/Credit: ALL      Cycle #: 00 TO 00  
 Recap Option: Year Type

BILL #	S-D	CITY Gross	INTEREST Exmpt	LIEN Net	FEEs	Tax	BINT	TOTAL	DATE PAID	K	TP	OVR	BATCH	TRANS#	TERM#	NAME
2022-5-0008043	01	24.00	2.00	0.00	0.00		0.00	26.00	12/12/2022	P	1		1335	1	20	LEMANSKI BO
2022-5-0008117	01	367.97	0.00	0.00	0.00		140.87	508.84	12/30/2022	P	1		1336	1	20	ORTEGA WINS
2022-5-0008196	01	367.72	22.06	0.00	0.00		141.12	530.90	12/07/2022	P	1		1334	1	20	HALPIN FRAN
2022-5-0008217	01	196.46	3.54	0.00	0.00		0.00	200.00	12/02/2022	P	1	P	1333	1	20	BOWEN WILLI
<b>TOT ASSM</b>		956.15	27.60	0.00	0.00		281.99	1,265.74								
<b>TOT YR 2022</b>		956.15	27.60	0.00	0.00		281.99	1,265.74								
<b>TOT CUR/YR COLL.</b>		956.15	27.60	0.00	0.00		281.99	1,265.74								
<b>TOT ACTIVE</b>		956.15	27.60	0.00	0.00		281.99	1,265.74								
<b>GRAND TOTAL</b>		956.15	27.60	0.00	0.00		281.99	1,265.74								
CITY		CURRENT:	1,265.74	BACK :		0.00										

RECEIPT TOTAL	1,265.74	
CASH TOTAL	508.84	
CHANGE TOTAL	0.00	
-----		
CASH BALANCE	508.84	
CHECK TOTAL	226.00	
CREDIT TOTAL	0.00	
DEPOSIT TOTAL	1,265.74	*** (EXCLUDE CREDIT CARD)
DEPOSIT TOTAL	<u>1,265.74</u>	

\*\*\* TOTAL BALANCE IS NOT EQUAL TO DEPOSIT TOTAL \*\*\*



**GRAND RATEBOOK BALANCE SHEET REPORT**  
**TOWN OF BEACON FALLS**  
**GRAND LIST YEAR 2021**

Year: 2006 To 2022, Pay Date: 11/30/2022, Time: 01/05/2023 02:02:07 pm

All

Page: 1

Conditions: Recap By Year: Yes Recap By Dist: No Act/Susp: Active, Cycle: 00 To 00, Type: CITY, Bill Type: 07 WATER

YEAR/TYPER	ACTS	BEGINNING BALANCE	LAWFUL INC.	CORRECTIONS DEC.	TAXES COLLECTABLE	CURRENT SUSPENSE	TAXES/BINT PAID	INTEREST PAID	L+FEES PAID	TOTAL PAID	OVER PAID	UNCOLLECTED TAXES
WATER	2	0.00	0.00	0.00	0.00	0.00	0.00	0.00	0.00	0.00	0.00	0.00
<b>YR: 2007</b>	<b>2</b>	<b>0.00</b>	<b>0.00</b>	<b>0.00</b>	<b>0.00</b>	<b>0.00</b>	<b>0.00</b>	<b>0.00</b>	<b>0.00</b>	<b>0.00</b>	<b>0.00</b>	<b>0.00</b>
WATER	186	3,970.72	0.00	0.00	3,970.72	0.00	0.00	0.00	0.00	0.00	0.00	3,970.72
<b>YR: 2008</b>	<b>186</b>	<b>3,970.72</b>	<b>0.00</b>	<b>0.00</b>	<b>3,970.72</b>	<b>0.00</b>	<b>0.00</b>	<b>0.00</b>	<b>0.00</b>	<b>0.00</b>	<b>0.00</b>	<b>3,970.72</b>
WATER	185	916.32	0.00	0.00	916.32	0.00	0.00	0.00	0.00	0.00	0.00	916.32
<b>YR: 2009</b>	<b>185</b>	<b>916.32</b>	<b>0.00</b>	<b>0.00</b>	<b>916.32</b>	<b>0.00</b>	<b>0.00</b>	<b>0.00</b>	<b>0.00</b>	<b>0.00</b>	<b>0.00</b>	<b>916.32</b>
WATER	187	916.32	0.00	0.00	916.32	0.00	0.00	0.00	0.00	0.00	0.00	916.32
<b>YR: 2010</b>	<b>187</b>	<b>916.32</b>	<b>0.00</b>	<b>0.00</b>	<b>916.32</b>	<b>0.00</b>	<b>0.00</b>	<b>0.00</b>	<b>0.00</b>	<b>0.00</b>	<b>0.00</b>	<b>916.32</b>
WATER	187	1,118.60	0.00	0.00	1,118.60	0.00	0.00	0.00	0.00	0.00	0.00	1,118.60
<b>YR: 2011</b>	<b>187</b>	<b>1,118.60</b>	<b>0.00</b>	<b>0.00</b>	<b>1,118.60</b>	<b>0.00</b>	<b>0.00</b>	<b>0.00</b>	<b>0.00</b>	<b>0.00</b>	<b>0.00</b>	<b>1,118.60</b>
WATER	187	1,221.76	0.00	0.00	1,221.76	0.00	0.00	0.00	0.00	0.00	0.00	1,221.76
<b>YR: 2012</b>	<b>187</b>	<b>1,221.76</b>	<b>0.00</b>	<b>0.00</b>	<b>1,221.76</b>	<b>0.00</b>	<b>0.00</b>	<b>0.00</b>	<b>0.00</b>	<b>0.00</b>	<b>0.00</b>	<b>1,221.76</b>
WATER	187	1,221.76	0.00	0.00	1,221.76	0.00	0.00	0.00	0.00	0.00	0.00	1,221.76
<b>YR: 2013</b>	<b>187</b>	<b>1,221.76</b>	<b>0.00</b>	<b>0.00</b>	<b>1,221.76</b>	<b>0.00</b>	<b>0.00</b>	<b>0.00</b>	<b>0.00</b>	<b>0.00</b>	<b>0.00</b>	<b>1,221.76</b>
WATER	187	1,494.16	0.00	0.00	1,494.16	0.00	0.00	0.00	0.00	0.00	0.00	1,494.16
<b>YR: 2014</b>	<b>187</b>	<b>1,494.16</b>	<b>0.00</b>	<b>0.00</b>	<b>1,494.16</b>	<b>0.00</b>	<b>0.00</b>	<b>0.00</b>	<b>0.00</b>	<b>0.00</b>	<b>0.00</b>	<b>1,494.16</b>
WATER	187	1,527.20	0.00	0.00	1,527.20	0.00	0.00	0.00	0.00	0.00	0.00	1,527.20
<b>YR: 2015</b>	<b>187</b>	<b>1,527.20</b>	<b>0.00</b>	<b>0.00</b>	<b>1,527.20</b>	<b>0.00</b>	<b>0.00</b>	<b>0.00</b>	<b>0.00</b>	<b>0.00</b>	<b>0.00</b>	<b>1,527.20</b>
WATER	187	1,832.64	0.00	0.00	1,832.64	0.00	117.83 187.61	111.35	0.00	416.79	0.00	1,527.20
<b>YR: 2016</b>	<b>187</b>	<b>1,832.64</b>	<b>0.00</b>	<b>0.00</b>	<b>1,832.64</b>	<b>0.00</b>	<b>117.83 187.61</b>	<b>111.35</b>	<b>0.00</b>	<b>416.79</b>	<b>0.00</b>	<b>1,527.20</b>
WATER	187	1,832.64	0.00	0.00	1,832.64	0.00	130.66 174.78	99.95	0.00	405.39	0.00	1,527.20
<b>YR: 2017</b>	<b>187</b>	<b>1,832.64</b>	<b>0.00</b>	<b>0.00</b>	<b>1,832.64</b>	<b>0.00</b>	<b>130.66 174.78</b>	<b>99.95</b>	<b>0.00</b>	<b>405.39</b>	<b>0.00</b>	<b>1,527.20</b>

**GRAND RATEBOOK BALANCE SHEET REPORT  
TOWN OF BEACON FALLS  
GRAND LIST YEAR 2021**

Year: 2006 To 2022, Pay Date: 11/30/2022, Time: 01/05/2023 02:05:24 pm All

Page: 2

Conditions: Recap By Year:Yes Recap By Dist:No Act/Susp: Active, Cycle: 00 To 00, Type: CITY, Bill Type: 07 WATER

YEAR/TYPE	ACTS	BEGINNING BALANCE	LAWFUL INC.	CORRECTIONS DEC.	COLLECTABLE	CURRENT SUSPENSE	TAXES PAID	TAXES/BINT PAID	INTEREST PAID	L+FEES PAID	TOTAL PAID	OVER PAID	UNCOLLECTED TAXES
							174.78						
WATER	187	1,832.64	0.00	0.00	1,832.64	0.00	133.27 172.17	77.96	0.00		383.40	0.00	1,527.20
<b>YR: 2018</b>	<b>187</b>	<b>1,832.64</b>	<b>0.00</b>	<b>0.00</b>	<b>1,832.64</b>	<b>0.00</b>	<b>133.27 172.17</b>	<b>77.96</b>	<b>0.00</b>		<b>383.40</b>	<b>0.00</b>	<b>1,527.20</b>
WATER	188	2,443.52	0.00	0.00	2,443.52	0.00	294.44 316.44	126.50	0.00		737.38	0.00	1,832.64
<b>YR: 2019</b>	<b>188</b>	<b>2,443.52</b>	<b>0.00</b>	<b>0.00</b>	<b>2,443.52</b>	<b>0.00</b>	<b>294.44 316.44</b>	<b>126.50</b>	<b>0.00</b>		<b>737.38</b>	<b>0.00</b>	<b>1,832.64</b>
WATER	187	3,359.84	0.00	0.00	3,359.84	0.00	627.46 594.30	143.44	0.00		1,365.20	0.00	2,138.08
<b>YR: 2020</b>	<b>187</b>	<b>3,359.84</b>	<b>0.00</b>	<b>0.00</b>	<b>3,359.84</b>	<b>0.00</b>	<b>627.46 594.30</b>	<b>143.44</b>	<b>0.00</b>		<b>1,365.20</b>	<b>0.00</b>	<b>2,138.08</b>
WATER	187	18,631.84	0.00	0.00	18,631.84	0.00	21,251.11 6,542.38	134.03	120.00		28,047.52	0.00	2,443.52
<b>YR: 2021</b>	<b>187</b>	<b>18,631.84</b>	<b>0.00</b>	<b>0.00</b>	<b>18,631.84</b>	<b>0.00</b>	<b>11,605.17 21,251.11 6,542.38</b>	<b>134.03</b>	<b>120.00</b>		<b>28,047.52</b>	<b>0.00</b>	<b>2,443.52</b>
							<b>11,605.17</b>						
WATER	187	16,809.67	119.78	0.00	16,929.45	0.00	16,483.27 4,555.11	44.45	96.00		21,178.83	-48.01	4,890.35
<b>YR: 2022</b>	<b>187</b>	<b>16,809.67</b>	<b>119.78</b>	<b>0.00</b>	<b>16,929.45</b>	<b>0.00</b>	<b>9,119.06 16,483.27 4,555.11</b>	<b>44.45</b>	<b>96.00</b>		<b>21,178.83</b>	<b>-48.01</b>	<b>4,890.35</b>
							<b>9,119.06</b>						
<b>Grand Total</b>	<b>188</b>	<b>59,129.63</b>	<b>119.78</b>	<b>0.00</b>	<b>59,249.41</b>	<b>0.00</b>	<b>39,038.04 12,542.79</b>	<b>737.68</b>	<b>216.00</b>		<b>52,534.51</b>	<b>-48.01</b>	<b>28,273.03</b>
							<b>20,724.23</b>						

**GRAND RATEBOOK BALANCE SHEET REPORT**  
**TOWN OF BEACON FALLS**  
**GRAND LIST YEAR 2021**

Year: 2006 To 2022, Pay Date: 11/30/2022, Time: 01/05/2023 01:39:13 pm All  
 Conditions: Recap By Year: Yes Recap By Dist: No Act/Susp: Active, Cycle: 00 To 00, Type: CITY, Bill Type: 05 ASSM  
 YEAR/TYPE ACTS BEGINNING BALANCE LAWFUL INC. CORRECTIONS DEC. TAXES COLLECTABLE CURRENT SUSPENSE TAXES/BINT PAID INTEREST PAID L+FEES PAID TOTAL PAID OVER PAID UNCOLLECTED TAXES

YEAR/TYPE	ACTS	BEGINNING BALANCE	LAWFUL INC.	CORRECTIONS DEC.	TAXES COLLECTABLE	CURRENT SUSPENSE	TAXES/BINT PAID	INTEREST PAID	L+FEES PAID	TOTAL PAID	OVER PAID	UNCOLLECTED TAXES
ASSM	1	0.00	0.00	0.00	0.00	0.00	0.00	0.00	0.00	0.00	0.00	0.00
<b>YR: 2007</b>	<b>1</b>	<b>0.00</b>	<b>0.00</b>	<b>0.00</b>	<b>0.00</b>	<b>0.00</b>	<b>0.00</b>	<b>0.00</b>	<b>0.00</b>	<b>0.00</b>	<b>0.00</b>	<b>0.00</b>
ASSM	13	2,681.53	0.00	0.00	2,681.53	0.00	0.00	0.00	0.00	0.00	0.00	2,681.53
<b>YR: 2008</b>	<b>13</b>	<b>2,681.53</b>	<b>0.00</b>	<b>0.00</b>	<b>2,681.53</b>	<b>0.00</b>	<b>0.00</b>	<b>0.00</b>	<b>0.00</b>	<b>0.00</b>	<b>0.00</b>	<b>2,681.53</b>
ASSM	19	1,526.52	0.00	0.00	1,526.52	0.00	0.00	0.00	0.00	0.00	0.00	1,526.52
<b>YR: 2009</b>	<b>19</b>	<b>1,526.52</b>	<b>0.00</b>	<b>0.00</b>	<b>1,526.52</b>	<b>0.00</b>	<b>0.00</b>	<b>0.00</b>	<b>0.00</b>	<b>0.00</b>	<b>0.00</b>	<b>1,526.52</b>
ASSM	15	1,643.66	0.00	0.00	1,643.66	0.00	0.00	0.00	0.00	0.00	0.00	1,643.66
<b>YR: 2010</b>	<b>15</b>	<b>1,643.66</b>	<b>0.00</b>	<b>0.00</b>	<b>1,643.66</b>	<b>0.00</b>	<b>0.00</b>	<b>0.00</b>	<b>0.00</b>	<b>0.00</b>	<b>0.00</b>	<b>1,643.66</b>
ASSM	19	1,905.41	0.00	0.00	1,905.41	0.00	0.00	0.00	0.00	0.00	0.00	1,905.41
<b>YR: 2011</b>	<b>19</b>	<b>1,905.41</b>	<b>0.00</b>	<b>0.00</b>	<b>1,905.41</b>	<b>0.00</b>	<b>0.00</b>	<b>0.00</b>	<b>0.00</b>	<b>0.00</b>	<b>0.00</b>	<b>1,905.41</b>
ASSM	21	1,396.57	0.00	0.00	1,396.57	0.00	0.00	0.00	0.00	0.00	0.00	1,396.57
<b>YR: 2012</b>	<b>21</b>	<b>1,396.57</b>	<b>0.00</b>	<b>0.00</b>	<b>1,396.57</b>	<b>0.00</b>	<b>0.00</b>	<b>0.00</b>	<b>0.00</b>	<b>0.00</b>	<b>0.00</b>	<b>1,396.57</b>
ASSM	19	1,396.57	0.00	0.00	1,396.57	0.00	0.00	0.00	0.00	0.00	0.00	1,396.57
<b>YR: 2013</b>	<b>19</b>	<b>1,396.57</b>	<b>0.00</b>	<b>0.00</b>	<b>1,396.57</b>	<b>0.00</b>	<b>0.00</b>	<b>0.00</b>	<b>0.00</b>	<b>0.00</b>	<b>0.00</b>	<b>1,396.57</b>
ASSM	27	1,396.57	0.00	0.00	1,396.57	0.00	0.00	0.00	0.00	0.00	0.00	1,396.57
<b>YR: 2014</b>	<b>27</b>	<b>1,396.57</b>	<b>0.00</b>	<b>0.00</b>	<b>1,396.57</b>	<b>0.00</b>	<b>0.00</b>	<b>0.00</b>	<b>0.00</b>	<b>0.00</b>	<b>0.00</b>	<b>1,396.57</b>
ASSM	24	1,410.06	0.00	0.00	1,410.06	0.00	13.49	2.02	0.00	15.51	0.00	1,396.57
<b>YR: 2015</b>	<b>24</b>	<b>1,410.06</b>	<b>0.00</b>	<b>0.00</b>	<b>1,410.06</b>	<b>0.00</b>	<b>13.49</b>	<b>2.02</b>	<b>0.00</b>	<b>15.51</b>	<b>0.00</b>	<b>1,396.57</b>
ASSM	17	2,923.09	0.00	0.00	2,923.09	0.00	147.54 283.89	253.06	0.00	684.49	0.00	2,491.66
<b>YR: 2016</b>	<b>17</b>	<b>2,923.09</b>	<b>0.00</b>	<b>0.00</b>	<b>2,923.09</b>	<b>0.00</b>	<b>147.54 283.89</b>	<b>253.06</b>	<b>0.00</b>	<b>684.49</b>	<b>0.00</b>	<b>2,491.66</b>
ASSM	24	3,676.04	0.00	0.00	3,676.04	0.00	140.47	14.75	0.00	155.22	0.00	3,535.57
<b>YR: 2017</b>	<b>24</b>	<b>3,676.04</b>	<b>0.00</b>	<b>0.00</b>	<b>3,676.04</b>	<b>0.00</b>	<b>140.47</b>	<b>14.75</b>	<b>0.00</b>	<b>155.22</b>	<b>0.00</b>	<b>3,535.57</b>

**GRAND RATEBOOK BALANCE SHEET REPORT**  
**TOWN OF BEACON FALLS**  
**GRAND LIST YEAR 2021**

Year: 2006 To 2022, Pay Date: 11/30/2022, Time: 01/05/2023 01:39:42 pm

All

Page: 2

YEAR/TYPE	ACTS	BEGINNING BALANCE	Dist:No LAWFUL INC.	Act/Susp: CORRECTIONS DEC.	Active, TAXES COLLECTABLE	Cycle: 00 CURRENT SUSPENSE	To 00, TAXES/BINT PAID	Type: CITY, Bill Type: 05 ASSM INTEREST PAID	L+FEES PAID	TOTAL PAID	OVER PAID	UNCOLLECTED TAXES
ASSM	29	5,347.24	0.00	0.00	5,347.24	0.00	0.00 139.47	205.31	0.00	344.78	0.00	5,207.77
<b>YR: 2018</b>	<b>29</b>	<b>5,347.24</b>	<b>0.00</b>	<b>0.00</b>	<b>5,347.24</b>	<b>0.00</b>	<b>0.00</b> <b>139.47</b>	<b>205.31</b>	<b>0.00</b>	<b>344.78</b>	<b>0.00</b>	<b>5,207.77</b>
ASSM	281	6,614.92	0.00	0.00	6,614.92	0.00	0.00	0.00	0.00	0.00	0.00	6,614.92
<b>YR: 2019</b>	<b>281</b>	<b>6,614.92</b>	<b>0.00</b>	<b>0.00</b>	<b>6,614.92</b>	<b>0.00</b>	<b>0.00</b>	<b>0.00</b>	<b>0.00</b>	<b>0.00</b>	<b>0.00</b>	<b>6,614.92</b>
ASSM	269	8,076.70	0.00	0.00	8,076.70	0.00	7,817.21 348.13	153.54	24.00	8,342.88	0.00	7,023.76
<b>YR: 2020</b>	<b>269</b>	<b>8,076.70</b>	<b>0.00</b>	<b>0.00</b>	<b>8,076.70</b>	<b>0.00</b>	<b>6,712.40</b> <b>7,817.21</b> <b>348.13</b>	<b>153.54</b>	<b>24.00</b>	<b>8,342.88</b>	<b>0.00</b>	<b>7,023.76</b>
							<b>***PAY OFF PRINC***</b>					
							<b>6,712.40</b>					
ASSM	281	68,693.40	0.00	0.00	68,693.40	0.00	55,231.84 18,154.93	456.99	96.00	73,939.76	0.00	9,202.96
<b>YR: 2021</b>	<b>281</b>	<b>68,693.40</b>	<b>0.00</b>	<b>0.00</b>	<b>68,693.40</b>	<b>0.00</b>	<b>13,896.33</b> <b>55,231.84</b> <b>18,154.93</b>	<b>456.99</b>	<b>96.00</b>	<b>73,939.76</b>	<b>0.00</b>	<b>9,202.96</b>
							<b>***PAY OFF PRINC***</b>					
							<b>13,896.33</b>					
ASSM	281	66,314.50	0.00	0.00	66,314.50	0.00	48,917.40 14,400.06 -47.30	192.68	120.00	63,630.14	-72.00	13,371.95
<b>YR: 2022</b>	<b>281</b>	<b>66,314.50</b>	<b>0.00</b>	<b>0.00</b>	<b>66,314.50</b>	<b>0.00</b>	<b>10,327.61</b> <b>48,917.40</b> <b>14,400.06</b> <b>-47.30</b>	<b>192.68</b>	<b>120.00</b>	<b>63,630.14</b>	<b>-72.00</b>	<b>13,371.95</b>
							<b>***REFUND***</b>					
							<b>***PAY OFF PRINC***</b>					
							<b>10,327.61</b>					
<b>Grand Total</b>	<b>281</b>	<b>175,002.78</b>	<b>0.00</b>	<b>0.00</b>	<b>175,002.78</b>	<b>0.00</b>	<b>112,267.95</b> <b>33,326.48</b> <b>-47.30</b>	<b>1,278.35</b>	<b>240.00</b>	<b>147,112.78</b>	<b>-72.00</b>	<b>60,791.99</b>
							<b>***REFUND***</b>					
							<b>***PAY OFF PRINC***</b>					
							<b>30,936.34</b>	<b>0.00</b>	<b>0.00</b>			

**CASH REPORT  
TOWN OF BEACON FALLS**

MONTHLY REPORT BY BILLING YEAR      CASH: CITY      Date: 01/05/2023      Pay Date: 12/01/2022 To 12/31/2022      Time: 14:08:07      Page: 1  
 Condition: Year From: 2006 TO 2022      District: All Term#      Total Only: NO      Bill Type: 07 WATER      Susp/Credit: ALL      Cycle #: 00 TO 00

BILL #	S-D	CITY Gross	INTEREST Exmpt	LIEN Net	FEEES	Tax	BINT	TOTAL	DATE PAID	K	TP	OVR	BATCH	TRANS#	TERM#	NAME
2022-7-0003025	03	182.93	8.23	0.00	0.00		122.51	313.67	12/01/2022	P	3		1332	1	20	MARKS WENDY
<b>TOT WATER</b>		182.93	8.23	0.00	0.00		122.51	313.67								
<b>TOT YR 2022</b>		182.93	8.23	0.00	0.00		122.51	313.67								
<b>TOT CUR/YR COLL.</b>		182.93	8.23	0.00	0.00		122.51	313.67								
<b>TOT ACTIVE</b>		182.93	8.23	0.00	0.00		122.51	313.67								
<b>GRAND TOTAL</b>		182.93	8.23	0.00	0.00		122.51	313.67								
CITY		CURRENT:	313.67	BACK	:	0.00										

RECEIPT TOTAL	313.67	
CASH TOTAL	0.00	
CHANGE TOTAL	0.00	
-----		
CASH BALANCE	0.00	
CHECK TOTAL	313.67	
CREDIT TOTAL	0.00	
DEPOSIT TOTAL	313.67	*** (EXCLUDE CREDIT CARD)
-----		
DEPOSIT TOTAL	<u>313.67</u>	

**GRAND RATEBOOK BALANCE SHEET REPORT**  
**TOWN OF BEACON FALLS**  
**GRAND LIST YEAR 2021**

Year: 2006 To 2022, Pay Date: 12/31/2022, Time: 01/05/2023 01:53:23 pm All

Conditions: Recap By Year: Yes Recap By Dist: No Act/Susp: Active, Cycle: 00 To 00, Type: CITY, Bill Type: 05 ASSM

YEAR/TYPE	ACTS	BEGINNING BALANCE	LAWFUL INC.	CORRECTIONS DEC.	TAXES COLLECTABLE	CURRENT SUSPENSE	TAXES/BINT PAID	INTEREST PAID	L+FEES PAID	TOTAL PAID	OVER PAID	UNCOLLECTED TAXES
ASSM	1	0.00	0.00	0.00	0.00	0.00	0.00	0.00	0.00	0.00	0.00	0.00
<b>YR: 2007</b>	<b>1</b>	<b>0.00</b>	<b>0.00</b>	<b>0.00</b>	<b>0.00</b>	<b>0.00</b>	<b>0.00</b>	<b>0.00</b>	<b>0.00</b>	<b>0.00</b>	<b>0.00</b>	<b>0.00</b>
ASSM	13	2,681.53	0.00	0.00	2,681.53	0.00	0.00	0.00	0.00	0.00	0.00	2,681.53
<b>YR: 2008</b>	<b>13</b>	<b>2,681.53</b>	<b>0.00</b>	<b>0.00</b>	<b>2,681.53</b>	<b>0.00</b>	<b>0.00</b>	<b>0.00</b>	<b>0.00</b>	<b>0.00</b>	<b>0.00</b>	<b>2,681.53</b>
ASSM	19	1,526.52	0.00	0.00	1,526.52	0.00	0.00	0.00	0.00	0.00	0.00	1,526.52
<b>YR: 2009</b>	<b>19</b>	<b>1,526.52</b>	<b>0.00</b>	<b>0.00</b>	<b>1,526.52</b>	<b>0.00</b>	<b>0.00</b>	<b>0.00</b>	<b>0.00</b>	<b>0.00</b>	<b>0.00</b>	<b>1,526.52</b>
ASSM	15	1,643.66	0.00	0.00	1,643.66	0.00	0.00	0.00	0.00	0.00	0.00	1,643.66
<b>YR: 2010</b>	<b>15</b>	<b>1,643.66</b>	<b>0.00</b>	<b>0.00</b>	<b>1,643.66</b>	<b>0.00</b>	<b>0.00</b>	<b>0.00</b>	<b>0.00</b>	<b>0.00</b>	<b>0.00</b>	<b>1,643.66</b>
ASSM	19	1,905.41	0.00	0.00	1,905.41	0.00	0.00	0.00	0.00	0.00	0.00	1,905.41
<b>YR: 2011</b>	<b>19</b>	<b>1,905.41</b>	<b>0.00</b>	<b>0.00</b>	<b>1,905.41</b>	<b>0.00</b>	<b>0.00</b>	<b>0.00</b>	<b>0.00</b>	<b>0.00</b>	<b>0.00</b>	<b>1,905.41</b>
ASSM	21	1,396.57	0.00	0.00	1,396.57	0.00	0.00	0.00	0.00	0.00	0.00	1,396.57
<b>YR: 2012</b>	<b>21</b>	<b>1,396.57</b>	<b>0.00</b>	<b>0.00</b>	<b>1,396.57</b>	<b>0.00</b>	<b>0.00</b>	<b>0.00</b>	<b>0.00</b>	<b>0.00</b>	<b>0.00</b>	<b>1,396.57</b>
ASSM	19	1,396.57	0.00	0.00	1,396.57	0.00	0.00	0.00	0.00	0.00	0.00	1,396.57
<b>YR: 2013</b>	<b>19</b>	<b>1,396.57</b>	<b>0.00</b>	<b>0.00</b>	<b>1,396.57</b>	<b>0.00</b>	<b>0.00</b>	<b>0.00</b>	<b>0.00</b>	<b>0.00</b>	<b>0.00</b>	<b>1,396.57</b>
ASSM	27	1,396.57	0.00	0.00	1,396.57	0.00	0.00	0.00	0.00	0.00	0.00	1,396.57
<b>YR: 2014</b>	<b>27</b>	<b>1,396.57</b>	<b>0.00</b>	<b>0.00</b>	<b>1,396.57</b>	<b>0.00</b>	<b>0.00</b>	<b>0.00</b>	<b>0.00</b>	<b>0.00</b>	<b>0.00</b>	<b>1,396.57</b>
ASSM	24	1,410.06	0.00	0.00	1,410.06	0.00	13.49	2.02	0.00	15.51	0.00	1,396.57
<b>YR: 2015</b>	<b>24</b>	<b>1,410.06</b>	<b>0.00</b>	<b>0.00</b>	<b>1,410.06</b>	<b>0.00</b>	<b>13.49</b>	<b>2.02</b>	<b>0.00</b>	<b>15.51</b>	<b>0.00</b>	<b>1,396.57</b>
ASSM	17	2,923.09	0.00	0.00	2,923.09	0.00	147.54 283.89	253.06	0.00	684.49	0.00	2,491.66
<b>YR: 2016</b>	<b>17</b>	<b>2,923.09</b>	<b>0.00</b>	<b>0.00</b>	<b>2,923.09</b>	<b>0.00</b>	<b>147.54 283.89</b>	<b>253.06</b>	<b>0.00</b>	<b>684.49</b>	<b>0.00</b>	<b>2,491.66</b>
ASSM	24	3,676.04	0.00	0.00	3,676.04	0.00	140.47	14.75	0.00	155.22	0.00	3,535.57
<b>YR: 2017</b>	<b>24</b>	<b>3,676.04</b>	<b>0.00</b>	<b>0.00</b>	<b>3,676.04</b>	<b>0.00</b>	<b>140.47</b>	<b>14.75</b>	<b>0.00</b>	<b>155.22</b>	<b>0.00</b>	<b>3,535.57</b>

**GRAND RATEBOOK BALANCE SHEET REPORT**  
**TOWN OF BEACON FALLS**  
**GRAND LIST YEAR 2021**

Year: 2006 To 2022, Pay Date: 12/31/2022, Time: 01/05/2023 01:53:47 pm All

YEAR/TYPE	ACTS	BEGINNING BALANCE	LAWFUL INC.	Act/Susp: CORRECTIONS DEC.	Active, COLLECTABLE	Cycle: 00 To 00, TAXES CURRENT SUSPENSE	Type: CITY, Bill TAXES/BINT PAID	Type: 05 ASSM INTEREST PAID	L+FEES PAID	TOTAL PAID	OVER PAID	UNCOLLECTED TAXES
ASSM	29	5,347.24	0.00	0.00	5,347.24	0.00	0.00 139.47	205.31	0.00	344.78	0.00	5,207.77
<b>YR: 2018</b>	<b>29</b>	<b>5,347.24</b>	<b>0.00</b>	<b>0.00</b>	<b>5,347.24</b>	<b>0.00</b>	<b>0.00</b> <b>139.47</b>	<b>205.31</b>	<b>0.00</b>	<b>344.78</b>	<b>0.00</b>	<b>5,207.77</b>
ASSM	281	6,614.92	0.00	0.00	6,614.92	0.00	0.00	0.00	0.00	0.00	0.00	6,614.92
<b>YR: 2019</b>	<b>281</b>	<b>6,614.92</b>	<b>0.00</b>	<b>0.00</b>	<b>6,614.92</b>	<b>0.00</b>	<b>0.00</b>	<b>0.00</b>	<b>0.00</b>	<b>0.00</b>	<b>0.00</b>	<b>6,614.92</b>
ASSM	269	8,076.70	0.00	0.00	8,076.70	0.00	7,817.21 348.13	153.54	24.00	8,342.88	0.00	7,023.76
<b>YR: 2020</b>	<b>269</b>	<b>8,076.70</b>	<b>0.00</b>	<b>0.00</b>	<b>8,076.70</b>	<b>0.00</b>	<b>6,712.40</b> <b>7,817.21</b> <b>348.13</b>	<b>153.54</b>	<b>24.00</b>	<b>8,342.88</b>	<b>0.00</b>	<b>7,023.76</b>
							<b>***PAY OFF PRINC***</b> <b>6,712.40</b>					
ASSM	281	68,693.40	0.00	0.00	68,693.40	0.00	55,231.84 18,154.93	456.99	96.00	73,939.76	0.00	9,202.96
<b>YR: 2021</b>	<b>281</b>	<b>68,693.40</b>	<b>0.00</b>	<b>0.00</b>	<b>68,693.40</b>	<b>0.00</b>	<b>13,896.33</b> <b>55,231.84</b> <b>18,154.93</b>	<b>456.99</b>	<b>96.00</b>	<b>73,939.76</b>	<b>0.00</b>	<b>9,202.96</b>
							<b>***PAY OFF PRINC***</b> <b>13,896.33</b>					
ASSM	281	66,314.50	0.00	0.00	66,314.50	0.00	49,873.55 14,682.05	220.28	120.00	64,895.88	-72.00	12,212.16
<b>YR: 2022</b>	<b>281</b>	<b>66,314.50</b>	<b>0.00</b>	<b>0.00</b>	<b>66,314.50</b>	<b>0.00</b>	<b>***REFUND***</b> <b>***PAY OFF PRINC***</b> <b>10,405.96</b> <b>49,873.55</b> <b>14,682.05</b> <b>-47.30</b>	<b>220.28</b>	<b>120.00</b>	<b>64,895.88</b>	<b>-72.00</b>	<b>12,212.16</b>
							<b>***REFUND***</b> <b>***PAY OFF PRINC***</b> <b>10,405.96</b>	<b>0.00</b>	<b>0.00</b>			
<b>Grand Total</b>	<b>281</b>	<b>175,002.78</b>	<b>0.00</b>	<b>0.00</b>	<b>175,002.78</b>	<b>0.00</b>	<b>113,224.10</b> <b>33,608.47</b> <b>***REFUND***</b> <b>-47.30</b> <b>***PAY OFF PRINC***</b> <b>31,014.69</b>	<b>1,305.95</b>	<b>240.00</b>	<b>148,378.52</b>	<b>-72.00</b>	<b>59,632.20</b>

# END OF MONTH BALANCING

## December 2022

Last Months Uncollected Tax on GRBBS-		<u>\$ 8,051,057.21</u>
Subtract TAX collected on CASH REPORT for Month-		<u>\$ 1,442,230.98</u>
Subtotal-		<u>\$ 6,608,826.23</u>
Add in Bounced Checks (Tax Column only)		<u>\$ 300.00</u>
	Subtotal-	<u>\$ 6,609,126.23</u>
Add in Refunds (Tax Column only)		<u>\$ 1,819.64</u>
	Subtotal-	<u>\$ 6,610,945.87</u>
Adjustments-Add if net is increase		<u>\$ 604.32</u>
-Subtract if net is Decrease		<u>\$</u>
	Subtotal-	<u>\$ 6,611,550.19</u>
Transfers-Add if tax amount is negative		<u>\$</u>
-Subtract if positive	Subtotal-	<u>\$</u>
Suspense put on as of -subtract		<u>\$</u>
	Subtotal-	<u>\$ 6,611,550.19</u>
Current Month Uncollected Tax on GRBBS-		<u>\$ 6,836,207.89</u>
<u>Difference is Motor Vehicle Supplemental bills added to QDS</u>		
	Difference	<u>(\$224,657.50)</u>



GRAND RATEBOOK BALANCE SHEET REPORT  
TOWN OF BEACON FALLS  
GRAND LIST YEAR 2021

Year: 2006 To 2022, Pay Date: 11/30/2022, Time: 12/14/2022 11:06:54 am All													Page: 1
YEAR/TYPE	ACTS	BEGINNING BALANCE	LAWFUL INC.	Act/Susp: Active, CORRECTIONS DEC.	TAXES CURRENT COLLECTABLE	TAXES SUSPENSE	TAXES/BINT PAID	INTEREST PAID	L+FEES PAID	TOTAL PAID	OVER PAID	UNCOLLECTED TAXES	
REAL ESTAT	5	5,030.42	0.00	0.00	5,030.42	0.00	0.00	0.00	0.00	0.00	0.00	5,030.42	
MOTOR VEH	3	557.92	0.00	0.00	557.92	0.00	0.00	0.00	0.00	0.00	0.00	557.92	
MVS	1	1.88	0.00	0.00	1.88	0.00	0.00	0.00	0.00	0.00	0.00	1.88	
<b>YR: 2006</b>	<b>9</b>	<b>5,590.22</b>	<b>0.00</b>	<b>0.00</b>	<b>5,590.22</b>	<b>0.00</b>	<b>0.00</b>	<b>0.00</b>	<b>0.00</b>	<b>0.00</b>	<b>0.00</b>	<b>5,590.22</b>	
REAL ESTAT	5	5,485.14	0.00	0.00	5,485.14	0.00	0.00	0.00	0.00	0.00	0.00	5,485.14	
MOTOR VEH	3	495.35	0.00	0.00	495.35	0.00	0.00	0.00	0.00	0.00	0.00	495.35	
<b>YR: 2007</b>	<b>8</b>	<b>5,980.49</b>	<b>0.00</b>	<b>0.00</b>	<b>5,980.49</b>	<b>0.00</b>	<b>0.00</b>	<b>0.00</b>	<b>0.00</b>	<b>0.00</b>	<b>0.00</b>	<b>5,980.49</b>	
REAL ESTAT	6	5,374.22	0.00	0.00	5,374.22	0.00	0.00	0.00	0.00	0.00	0.00	5,374.22	
MOTOR VEH	9	1,404.14	0.00	0.00	1,404.14	0.00	0.00	0.00	0.00	0.00	0.00	1,404.14	
<b>YR: 2008</b>	<b>15</b>	<b>6,778.36</b>	<b>0.00</b>	<b>0.00</b>	<b>6,778.36</b>	<b>0.00</b>	<b>0.00</b>	<b>0.00</b>	<b>0.00</b>	<b>0.00</b>	<b>0.00</b>	<b>6,778.36</b>	
REAL ESTAT	7	6,414.88	0.00	0.00	6,414.88	0.00	0.00	0.00	0.00	0.00	0.00	6,414.88	
MOTOR VEH	8	954.16	0.00	0.00	954.16	0.00	0.00	0.00	0.00	0.00	0.00	954.16	
MVS	1	145.15	0.00	0.00	145.15	0.00	0.00	0.00	0.00	0.00	0.00	145.15	
<b>YR: 2009</b>	<b>16</b>	<b>7,514.19</b>	<b>0.00</b>	<b>0.00</b>	<b>7,514.19</b>	<b>0.00</b>	<b>0.00</b>	<b>0.00</b>	<b>0.00</b>	<b>0.00</b>	<b>0.00</b>	<b>7,514.19</b>	
REAL ESTAT	8	7,754.88	0.00	0.00	7,754.88	0.00	0.00	0.00	0.00	0.00	0.00	7,754.88	
MOTOR VEH	11	2,116.45	0.00	0.00	2,116.45	0.00	0.00	0.00	0.00	0.00	0.00	2,116.45	
MVS	1	42.62	0.00	0.00	42.62	0.00	0.00	0.00	0.00	0.00	0.00	42.62	
<b>YR: 2010</b>	<b>20</b>	<b>9,913.95</b>	<b>0.00</b>	<b>0.00</b>	<b>9,913.95</b>	<b>0.00</b>	<b>0.00</b>	<b>0.00</b>	<b>0.00</b>	<b>0.00</b>	<b>0.00</b>	<b>9,913.95</b>	
REAL ESTAT	8	7,198.76	0.00	0.00	7,198.76	0.00	0.00	0.00	0.00	0.00	0.00	7,198.76	
MOTOR VEH	1	263.42	0.00	0.00	263.42	0.00	0.00	0.00	0.00	0.00	0.00	263.42	
<b>YR: 2011</b>	<b>9</b>	<b>7,462.18</b>	<b>0.00</b>	<b>0.00</b>	<b>7,462.18</b>	<b>0.00</b>	<b>0.00</b>	<b>0.00</b>	<b>0.00</b>	<b>0.00</b>	<b>0.00</b>	<b>7,462.18</b>	
REAL ESTAT	9	7,383.92	0.00	0.00	7,383.92	0.00	0.00	0.00	0.00	0.00	0.00	7,383.92	
MOTOR VEH	4	627.05	0.00	0.00	627.05	0.00	0.00	0.00	0.00	0.00	-27.86	627.05	
MVS	3	744.22	0.00	0.00	744.22	0.00	0.00	0.00	0.00	0.00	0.00	744.22	
<b>YR: 2012</b>	<b>16</b>	<b>8,755.19</b>	<b>0.00</b>	<b>0.00</b>	<b>8,755.19</b>	<b>0.00</b>	<b>0.00</b>	<b>0.00</b>	<b>0.00</b>	<b>0.00</b>	<b>-27.86</b>	<b>8,755.19</b>	
REAL ESTAT	9	7,886.50	0.00	0.00	7,886.50	0.00	0.00	85.00	0.00	85.00	0.00	7,886.50	

**GRAND RATEBOOK BALANCE SHEET REPORT**  
**TOWN OF BEACON FALLS**  
**GRAND LIST YEAR 2021**

Year: 2006 To 2022, Pay Date: 11/30/2022, Time: 12/14/2022 11:06:55 am

All

Page: 2

Conditions: Recap By Year: Yes Recap By Dist: No Act/Susp: Active, Cycle: 00 To 00, Type: CITY, Bill Type: 14 CODE T

YEAR/TYPE	ACTS	BEGINNING BALANCE	LAWFUL INC.	CORRECTIONS DEC.	TAXES COLLECTABLE	CURRENT SUSPENSE	TAXES/BINT PAID	INTEREST PAID	L+FEES PAID	TOTAL PAID	OVER PAID	UNCOLLECTED TAXES
MOTOR VEH	4	255.27	0.00	0.00	255.27	0.00	0.00	0.00	0.00	0.00	-111.10	255.27
<b>YR: 2013</b>	<b>13</b>	<b>8,141.77</b>	<b>0.00</b>	<b>0.00</b>	<b>8,141.77</b>	<b>0.00</b>	<b>0.00</b>	<b>85.00</b>	<b>0.00</b>	<b>85.00</b>	<b>-111.10</b>	<b>8,141.77</b>
REAL ESTAT	12	7,883.68	0.00	0.00	7,883.68	0.00	84.54	146.46	24.00	255.00	0.00	7,799.14
PERS PROP	2	0.00	0.00	0.00	0.00	0.00	0.00	0.00	0.00	0.00	0.00	0.00
MOTOR VEH	9	-498.94	0.00	0.00	-498.94	0.00	0.00	0.00	0.00	0.00	-498.94	-498.94
<b>YR: 2014</b>	<b>23</b>	<b>7,384.74</b>	<b>0.00</b>	<b>0.00</b>	<b>7,384.74</b>	<b>0.00</b>	<b>84.54</b>	<b>146.46</b>	<b>24.00</b>	<b>255.00</b>	<b>-498.94</b>	<b>7,300.20</b>
REAL ESTAT	23	8,482.34	0.00	0.00	8,482.34	0.00	0.00	0.00	0.00	0.00	0.00	8,482.34
PERS PROP	2	0.00	0.00	0.00	0.00	0.00	0.00	0.00	0.00	0.00	0.00	0.00
MOTOR VEH	12	-15.54	0.00	0.00	-15.54	0.00	0.00	0.00	0.00	0.00	-15.54	-15.54
MVS	2	0.00	0.00	0.00	0.00	0.00	0.00	0.00	0.00	0.00	0.00	0.00
<b>YR: 2015</b>	<b>39</b>	<b>8,466.80</b>	<b>0.00</b>	<b>0.00</b>	<b>8,466.80</b>	<b>0.00</b>	<b>0.00</b>	<b>0.00</b>	<b>0.00</b>	<b>0.00</b>	<b>-15.54</b>	<b>8,466.80</b>
REAL ESTAT	43	11,206.70	0.00	0.00	11,206.70	0.00	0.00	0.00	0.00	0.00	0.00	11,206.70
PERS PROP	1	0.00	0.00	0.00	0.00	0.00	0.00	0.00	0.00	0.00	0.00	0.00
MOTOR VEH	20	-14.43	0.00	0.00	-14.43	0.00	0.00	0.00	0.00	0.00	-14.43	-14.43
MVS	7	0.00	0.00	0.00	0.00	0.00	0.00	0.00	0.00	0.00	0.00	0.00
<b>YR: 2016</b>	<b>71</b>	<b>11,192.27</b>	<b>0.00</b>	<b>0.00</b>	<b>11,192.27</b>	<b>0.00</b>	<b>0.00</b>	<b>0.00</b>	<b>0.00</b>	<b>0.00</b>	<b>-14.43</b>	<b>11,192.27</b>
REAL ESTAT	52	13,503.57	0.00	0.00	13,503.57	0.00	0.00	231.00	24.00	255.00	0.00	13,503.57
PERS PROP	6	0.00	0.00	0.00	0.00	0.00	0.00	0.00	0.00	0.00	0.00	0.00
MOTOR VEH	66	-106.84	0.00	0.00	-106.84	0.00	0.00	0.00	0.00	0.00	-106.84	-106.84
MVS	31	-26.50	0.00	0.00	-26.50	0.00	0.00	0.00	0.00	0.00	-26.50	-26.50
<b>YR: 2017</b>	<b>155</b>	<b>13,370.23</b>	<b>0.00</b>	<b>0.00</b>	<b>13,370.23</b>	<b>0.00</b>	<b>0.00</b>	<b>231.00</b>	<b>24.00</b>	<b>255.00</b>	<b>-133.34</b>	<b>13,370.23</b>
REAL ESTAT	62	21,083.86	0.00	0.00	21,083.86	0.00	176.62	10.60	0.00	187.22	-40.16	20,907.24
PERS PROP	26	8,642.24	0.00	0.00	8,642.24	0.00	0.00	0.00	0.00	0.00	0.00	8,642.24
MOTOR VEH	261	21,994.86	0.00	0.00	21,994.86	0.00	-56.20	73.78	20.87	38.45	-733.35	22,051.06
MVS	112	4,267.95	0.00	0.00	4,267.95	0.00	-144.68	0.00	0.00	-308.42	0.00	4,576.37
<b>YR: 2018</b>	<b>461</b>	<b>55,988.91</b>	<b>0.00</b>	<b>0.00</b>	<b>55,988.91</b>	<b>0.00</b>	<b>-188.00</b>	<b>84.38</b>	<b>20.87</b>	<b>-82.75</b>	<b>-773.51</b>	<b>56,176.91</b>
							<b>-453.10</b>	<b>0.00</b>	<b>0.00</b>			

GRAND RATEBOOK BALANCE SHEET REPORT  
TOWN OF BEACON FALLS  
GRAND LIST YEAR 2021

Year: 2006 To 2022, Pay Date: 11/30/2022, Time: 12/14/2022 11:06:58 am

All

Page: 3

Conditions: Recap By Year: Yes Recap By Dist: No Act/Susp: Active, Cycle: 00 To 00, Type: CITY, Bill Type: 14 CODE T

YEAR/TYPE	ACTS	BEGINNING BALANCE	Recap By	Dist: No LAWFUL INC.	Act/Susp: CORRECTIONS DEC.	Active, TAXES COLLECTABLE	Cycle: 00 To 00, CURRENT SUSPENSE	TAXES/BINT PAID	INTEREST PAID	L+FEES PAID	TOTAL PAID	OVER PAID	UNCOLLECTED TAXES
REAL ESTAT	1,964	68,475.11		0.00	0.00	68,475.11	0.00	15,738.53	3,601.57	54.00	19,394.10	-1,460.07	52,736.58
PERS PROP	78	11,609.07		0.00	0.00	11,609.07	0.00	0.00	0.00	0.00	0.00	0.00	11,609.07
MOTOR VEH	586	25,531.85	579.79		-77.19	26,034.45	0.00	2,266.10	921.02	365.53	3,552.65	-663.99	23,768.35
MVS	887	7,801.31	0.00		-249.86	7,551.45	0.00	-533.47	0.00	0.00	0.00		
						7,551.45	0.00	724.61	213.74	125.31	1,063.66	-63.64	6,826.84
<b>YR: 2019</b>	<b>3,515</b>	<b>113,417.34</b>	<b>579.79</b>		<b>-327.05</b>	<b>113,670.08</b>	<b>0.00</b>	<b>18,729.24</b>	<b>4,736.33</b>	<b>544.84</b>	<b>24,010.41</b>	<b>-2,187.70</b>	<b>94,940.84</b>
						***REFUND***		-533.47	0.00	0.00			
REAL ESTAT	2,772	162,533.49		0.00	0.00	162,533.49	0.00	25,333.79	4,694.09	168.00	30,195.88	-12,539.08	137,199.70
PERS PROP	273	12,500.74		0.00	0.00	12,500.74	0.00	259.48	33.03	0.00	292.51	0.00	12,241.26
MOTOR VEH	5,801	72,719.05	572.36		-1,513.82	71,777.59	0.00	17,119.26	4,056.91	20.00	21,196.17	-1,228.69	54,658.33
MVS	1,198	35,459.89	0.00		-187.19	35,272.70	0.00	-1,099.26	0.00	0.00	0.00		
						35,272.70	0.00	12,339.12	1,598.38	0.00	13,937.50	0.00	22,933.58
<b>YR: 2020</b>	<b>10,044</b>	<b>283,213.17</b>	<b>572.36</b>		<b>-1,701.01</b>	<b>282,084.52</b>	<b>0.00</b>	<b>55,051.65</b>	<b>10,382.41</b>	<b>188.00</b>	<b>65,622.06</b>	<b>-13,767.77</b>	<b>227,032.87</b>
						***REFUND***		-1,286.61	0.00	0.00			
REAL ESTAT	2,795	14,577,472.02	16,302.68		-651.98	14,593,122.72	0.00	7,586,688.54	6,302.54	40.00	7,593,031.08	-27.01	7,006,434.18
PERS PROP	270	888,662.42	0.00		0.00	888,662.42	0.00	525,715.73	312.05	0.00	526,027.78	0.00	362,946.69
MOTOR VEH	5,923	1,878,921.79	5,850.45		-31,435.37	1,853,336.87	0.00	1,650,277.00	9,133.33	40.00	1,659,450.33	-2,301.53	203,059.87
MVS						***REFUND***		-4,846.42	-10.19	0.00	0.00		
<b>YR: 2021</b>	<b>8,988</b>	<b>17,345,056.23</b>	<b>22,153.13</b>		<b>-32,087.35</b>	<b>17,335,122.01</b>	<b>0.00</b>	<b>9,762,681.27</b>	<b>15,747.92</b>	<b>80.00</b>	<b>9,778,509.19</b>	<b>-2,328.54</b>	<b>7,572,440.74</b>
						***REFUND***		-4,846.42	-10.19	0.00			
<b>Grand Total</b>	<b>23,402</b>	<b>17,898,226.04</b>	<b>23,305.28</b>		<b>-34,115.41</b>	<b>17,887,415.91</b>	<b>0.00</b>	<b>9,836,358.70</b>	<b>31,413.50</b>	<b>881.71</b>	<b>9,868,653.91</b>	<b>-19,858.73</b>	<b>8,051,057.21</b>
						***REFUND***		-7,119.60	-10.19	0.00			

**CASH REPORT  
TOWN OF BEACON FALLS**

**MONTHLY REPORT BY BILLING YEAR**  
**Condition:** Year From: 2006 TO 2022  
 Recap Option: Year Type

**CASH: CITY**      **Date:** 01/04/2023      **Pay Date:** 12/01/2022 To 12/31/2022      **Time:** 11:13:18      **Page:** 1  
**District:** All Term#      **Total Only:** NO      **Bill Type:** 14      **CODE T**      **Susp/Credit:** ALL      **Cycle #:** 00 TO 00

BILL #	S-D	CITY Gross	INTEREST Exmpt	LIEN Net	FEES	Tax	BINT	TOTAL	DATE PAID	K	TP	OVR	BATCH	TRANS#	TERM#	NAME
2013-3-0055063	Y	1,039.68	1,590.71	0.00	394.56		0.00	3,024.95	12/30/2022	#T	P					
2013-3-0055064	Y	299.33	457.97	0.00	113.60		0.00	870.90	12/30/2022	#T	P		2048	7	3	TS SYOMBATHY K
<b>TOT MOTOR VEH</b>		1,339.01	2,048.68	0.00	508.16		0.00	3,895.85					2048	5	3	TS SYOMBATHY K
2013-4-0080234	Y	45.14	64.32	0.00	0.00		0.00	109.46	12/12/2022	#T	P		90	1	56	DEVINE HYUN
<b>TOT MVS</b>		45.14	64.32	0.00	0.00		0.00	109.46								
<b>TOT YR 2013</b>		1,384.15	2,113.00	0.00	508.16		0.00	4,005.31								
2014-3-0055135	Y	888.44	1,199.39	0.00	313.17		0.00	2,401.00	12/30/2022	#T	P		2048	6	3	TS SYOMBATHY K
<b>TOT MOTOR VEH</b>		888.44	1,199.39	0.00	313.17		0.00	2,401.00								
<b>TOT YR 2014</b>		888.44	1,199.39	0.00	313.17		0.00	2,401.00								
2020-1-0002045		82.89	2.11	0.00	0.00		0.00	85.00	12/28/2022	#T	P	P	2622	6	2	ROBERTS BYR
<b>TOT REAL ESTATE</b>		82.89	2.11	0.00	0.00		0.00	85.00								
2020-2-0040271		27.22	7.35	0.00	0.00		0.00	34.57	12/13/2022	#T	P		2038	5	3	XENIA JAE S
<b>TOT PERS PROP</b>		27.22	7.35	0.00	0.00		0.00	34.57								
2020-3-0051263		183.92	49.66	0.00	35.04		0.00	268.62	12/19/2022	#T	P		2619	9	2	TS DECAMPOS ME
2020-3-0051410		37.39	0.00	0.00	5.61		0.00	43.00	12/16/2022	#T	P		1719	1	90	TS DINSMORE AM
2020-3-0051410		208.19	3.68	0.00	37.39		0.00	249.26	12/05/2022	#T	P		1709	3	90	TS DINSMORE AM
2020-3-0051675		171.01	46.17	0.00	32.58		0.00	249.76	12/13/2022	#T	P		2038	3	3	TS FALKENHAM X
2020-3-0055796		416.01	124.80	0.00	9.36		0.00	550.17	12/14/2022	#T	P	M	1717	2	90	TS KOCH AYTAN
<b>TOT MOTOR VEH</b>		1,016.52	224.31	0.00	119.98		0.00	1,360.81								
2020-4-0080597		167.35	30.12	0.00	0.00		0.00	197.47	12/16/2022	#T	P		1719	3	90	KINGSLEY SH
2020-4-0080733		506.29	91.13	0.00	0.00		0.00	597.42	12/13/2022	#T	P		1716	3	90	MCBRIEN MIC
2020-4-0080734		499.17	89.85	0.00	0.00		0.00	589.02	12/12/2022	#T	P		1714	2	90	MCCAFFREY G
<b>TOT MVS</b>		1,172.81	211.10	0.00	0.00		0.00	1,383.91								
<b>TOT YR 2020</b>		2,299.44	444.87	0.00	119.98		0.00	2,864.29								
2021-1-0000003		2,451.79	0.00	0.00	0.00		0.00	2,451.79	12/29/2022	#T	P		18	61	80	112 LLC
2021-1-0000008		3,011.76	0.00	0.00	0.00		0.00	3,011.76	12/12/2022	#T	P		17	31	80	FERREIRA AN
2021-1-0000009		3,231.45	0.00	0.00	0.00		0.00	3,231.45	12/28/2022	#T	P		2046	14	3	65 RAILROAD
2021-1-0000012		2,918.62	0.00	0.00	0.00		0.00	2,918.62	12/29/2022	#T	P		2047	10	3	ABROMAITIS
2021-1-0000016		4,399.09	0.00	0.00	0.00		0.00	4,399.09	12/28/2022	#T	P		2046	7	3	ADAMAITIS R
2021-1-0000030		5,242.87	0.00	0.00	0.00		0.00	5,242.87	12/30/2022	#T	P		2048	8	3	ALDO LINDA
2021-1-0000040		1,825.01	0.00	0.00	0.00		0.00	1,825.01	12/19/2022	#T	P		2042	13	3	ALTIERI THO
2021-1-0000041		5,629.87	0.00	0.00	0.00		0.00	5,629.87	12/12/2022	#T	P		17	8	80	ALVES DUART
2021-1-0000042		2,551.30	0.00	0.00	0.00		0.00	2,551.30	12/29/2022	#T	P		2623	3	2	AMARO ROBER
2021-1-0000043		4,045.50	0.00	0.00	0.00		0.00	4,045.50	12/12/2022	#T	P		17	54	80	AMAROSA RIC
2021-1-0000044		2,504.45	0.00	0.00	0.00		0.00	2,504.45	12/14/2022	#T	P		2039	4	3	AMBROCIO BA
2021-1-0000060		3,086.64	0.00	0.00	0.00		0.00	3,086.64	12/12/2022	#T	P		17	68	80	ANGELOTTI P
2021-1-0000063		14,010.48	0.00	0.00	0.00		0.00	14,010.48	12/16/2022	#T	P		1719	4	90	ANSONIA STE
2021-1-0000069		1,454.57	0.00	0.00	0.00		0.00	1,454.57	12/12/2022	#T	P		17	221	80	ARGIANAS GE
2021-1-0000073		2,664.26	0.00	0.00	0.00		0.00	2,664.26	12/12/2022	#T	P		17	85	80	ARNOLD MICH
2021-1-0000084		1,693.37	0.00	0.00	0.00		0.00	1,693.37	12/29/2022	#T	P		18	29	80	ALVIRA-RODR
2021-1-0000087		3,098.67	0.00	0.00	0.00		0.00	3,098.67	12/12/2022	#T	P		17	99	80	BACHLEDA CH
2021-1-0000094		3,077.72	0.00	0.00	0.00		0.00	3,077.72	12/12/2022	#T	P		17	72	80	BAILEY CHRI

**CASH REPORT  
TOWN OF BEACON FALLS**

**MONTHLY REPORT BY BILLING YEAR**

Condition: Year From: 2006 To 2022  
Recap Option: Year Type

CASH: CITY  
District:

Date: 01/04/2023 Pay Date: 12/01/2022 To 12/31/2022 Time: 11:13:19 Page: 2  
All Term# Total Only: NO Bill Type: 14 CODE T Susp/Credit: ALL Cycle #: 00 TO 00

BILL #	S-D	CITY Gross	INTEREST Exmpt	LIEN Net	FEES Tax	BINT	TOTAL	DATE PAID	K	TP	OVR	BATCH	TRANS#	TERM#	NAME
2021-1-0000098		4,046.47	0.00	0.00	0.00	0.00	4,046.47	12/28/2022	#	P		1727	3	90	BAKER RANDA
2021-1-0000100		2,454.76	0.00	0.00	0.00	0.00	2,454.76	12/12/2022	#	P		17	224	80	CONKLIN LAR
2021-1-0000111		1,454.57	0.00	0.00	0.00	0.00	1,454.57	12/29/2022	#	P		18	62	80	BARBER AMY
2021-1-0000121		2,245.27	0.00	0.00	0.00	0.00	2,245.27	12/29/2022	#	P		18	49	80	BARRETT VIR
2021-1-0000128		1,384.50	0.00	0.00	0.00	0.00	1,384.50	12/12/2022	#	P		17	96	80	BASULJEVIC
2021-1-0000131		1,721.68	0.00	0.00	0.00	0.00	1,721.68	12/12/2022	#	P		17	193	80	BATTAGLIA J
2021-1-0000133		4,518.14	0.00	0.00	0.00	0.00	4,518.14	12/12/2022	#	P		17	147	80	BATTIS ERIC
2021-1-0000143		4,767.12	0.00	0.00	0.00	0.00	4,767.12	12/28/2022	#	P		2046	13	3	BEACON FALL
2021-1-0000146		209.07	0.00	0.00	0.00	0.00	209.07	12/28/2022	#	P		2046	5	3	BEACON HEIG
2021-1-0000147		178.92	0.00	0.00	0.00	0.00	178.92	12/28/2022	#	P		2046	6	3	BEACON HEIG
2021-1-0000334		3,165.34	0.00	0.00	0.00	0.00	3,165.34	12/12/2022	#	P		17	73	80	BEAUDRY ANN
2021-1-0000341		2,120.14	0.00	0.00	0.00	0.00	2,120.14	12/12/2022	#	P		17	190	80	BEDO KATALI
2021-1-0000348		3,303.35	0.00	0.00	0.00	0.00	3,303.35	12/19/2022	#	P		1720	1	90	BEITMAN BER
2021-1-0000349		3,059.04	0.00	0.00	0.00	0.00	3,059.04	12/08/2022	#	P		2615	7	2	BELAND BENJ
2021-1-0000351		2,330.62	0.00	0.00	0.00	0.00	2,330.62	12/12/2022	#	P		17	187	80	BELIVEAU AM
2021-1-0000357		2,905.32	0.00	0.00	0.00	0.00	2,905.32	12/12/2022	#	P		17	163	80	BELTON DANI
2021-1-0000359		2,460.99	0.00	0.00	0.00	0.00	2,460.99	12/12/2022	#	P		17	204	80	BENDLER-REZ
2021-1-0000362		2,647.98	0.00	0.00	0.00	0.00	2,647.98	12/12/2022	#	P		17	198	80	BENOIT CHRI
2021-1-0000364		3,948.96	0.00	0.00	0.00	0.00	3,948.96	12/29/2022	#	P		2623	4	2	BERKOWITZ B
2021-1-0000384		4,327.47	0.00	0.00	0.00	0.00	4,327.47	12/12/2022	#	P		17	55	80	BIELIK CHRI
2021-1-0000390		371.29	33.42	0.00	0.00	0.00	404.71	12/09/2022	#	P		1713	4	90	BOLDUC DANI
2021-1-0000391		4,146.57	0.00	0.00	0.00	0.00	4,146.57	12/19/2022	#	P		2042	1	3	BIONDI RICH
2021-1-0000411		5,105.85	0.00	0.00	0.00	0.00	5,105.85	12/12/2022	#	P		17	124	80	BOLAND PATR
2021-1-0000413		3,205.54	0.00	0.00	0.00	0.00	3,205.54	12/12/2022	#	P		17	182	80	BOLDUC DONN
2021-1-0000417		3,757.14	0.00	0.00	0.00	0.00	3,757.14	12/29/2022	#	P		2047	1	3	BORTZFIELD
2021-1-0000428		1,554.03	0.00	0.00	0.00	0.00	1,554.03	12/28/2022	#	P		2622	5	2	BOWEN LEONA
2021-1-0000436		5,118.59	0.00	0.00	0.00	0.00	5,118.59	12/28/2022	#	P		2046	12	3	BRADLEY ROB
2021-1-0000438		5,558.95	0.00	0.00	0.00	0.00	5,558.95	12/12/2022	#	P		17	27	80	BRATT DAVID
2021-1-0000440		4,227.68	0.00	0.00	0.00	0.00	4,227.68	12/12/2022	#	P		2037	4	3	BRATT JOHN
2021-1-0000442		4,566.41	0.00	0.00	0.00	0.00	4,566.41	12/12/2022	#	P		17	130	80	BRAY RONALD
2021-1-0000447		3,095.24	0.00	0.00	0.00	0.00	3,095.24	12/29/2022	#	P		2047	2	3	BRELLO RONA
2021-1-0000459		1,443.53	0.00	0.00	0.00	0.00	1,443.53	12/12/2022	#	P		17	116	80	BRINKLEY TO
2021-1-0000461		1,822.60	0.00	0.00	0.00	0.00	1,822.60	12/12/2022	#	P		17	86	80	BRITTO GARY
2021-1-0000466		2,997.32	0.00	0.00	0.00	0.00	2,997.32	12/12/2022	#	P		17	146	80	BROESLER CA
2021-1-0000469		2,557.53	0.00	0.00	0.00	0.00	2,557.53	12/29/2022	#	P		18	1	80	BROOKS DESI
2021-1-0000479		2,648.12	0.00	0.00	0.00	0.00	2,648.12	12/28/2022	#	P		2622	11	2	BROWN LORRA
2021-1-0000480		2,424.05	0.00	0.00	0.00	0.00	2,424.05	12/12/2022	#	P		17	225	80	BROWN NICHO
2021-1-0000486		1,725.92	0.00	0.00	0.00	0.00	1,725.92	12/12/2022	#	P		17	69	80	BRUNNOCK JO
2021-1-0000495		4,215.36	0.00	0.00	0.00	0.00	4,215.36	12/12/2022	#	P		17	181	80	BUNK DAVID
2021-1-0000501		3,978.12	0.00	0.00	0.00	0.00	3,978.12	12/12/2022	#	P		17	52	80	BURRITT RUT
2021-1-0000504		4,545.17	0.00	0.00	0.00	0.00	4,545.17	12/12/2022	#	P		17	188	80	BUSTIN EDWA
2021-1-0000508		4,259.24	0.00	0.00	0.00	0.00	4,259.24	12/28/2022	#	P		2046	11	3	BUTTERFIELD
2021-1-0000511		4,173.04	0.00	0.00	0.00	0.00	4,173.04	12/29/2022	#	P		18	2	80	BYCZKO RYSZ
2021-1-0000527		1,728.40	129.63	0.00	0.00	0.00	1,858.03	12/01/2022	#	P		1707	7	90	CAFFREY BAR
2021-1-0000531		4,008.98	0.00	0.00	0.00	0.00	4,008.98	12/12/2022	#	P		17	16	80	CALABRO JUS
2021-1-0000552		3,618.82	0.00	0.00	0.00	0.00	3,618.82	12/20/2022	#	P		2620	1	2	CARACCILO
2021-1-0000556		2,889.58	0.00	0.00	0.00	0.00	2,889.58	12/12/2022	#	P		17	84	80	CAREDDU ALA
2021-1-0000566		1,568.66	0.00	0.00	0.00	0.00	1,568.66	12/12/2022	#	P		17	153	80	CARO ARACEL
2021-1-0000574		4,041.96	0.00	0.00	0.00	0.00	4,041.96	12/12/2022	#	P		17	219	80	CARROLL RYA
2021-1-0000584		2,377.62	0.00	0.00	0.00	0.00	2,377.62	12/05/2022	#	P		2034	2	3	CAVALLARO E
2021-1-0000586		2,646.85	0.00	0.00	0.00	0.00	2,646.85	12/12/2022	#	P		17	218	80	CEBALLOS JE
2021-1-0000592		3,313.26	0.00	0.00	0.00	0.00	3,313.26	12/12/2022	#	P		17	90	80	CHABOT MICH
2021-1-0000609		2,034.08	0.00	0.00	0.00	0.00	2,034.08	12/29/2022	#	P		18	27	80	CHILDS TORR
2021-1-0000614		2,056.02	0.00	0.00	0.00	0.00	2,056.02	12/29/2022	#	P		18	17	80	GNM PROPERT
2021-1-0000617		2,718.47	0.00	0.00	0.00	0.00	2,718.47	12/12/2022	#	P		17	21	80	CHRISTIANSE
2021-1-0000623		2,817.70	0.00	0.00	0.00	0.00	2,817.70	12/29/2022	#	P		18	30	80	CIRILLO GEN
2021-1-0000627		1,505.25	0.00	0.00	0.00	0.00	1,505.25	12/12/2022	#	P		17	166	80	CLARK KAREN
2021-1-0000629		3,379.93	0.00	0.00	0.00	0.00	3,379.93	12/29/2022	#	P		2623	6	2	CLARK STEPH
2021-1-0000646		927.53	0.00	0.00	0.00	0.00	927.53	12/19/2022	#	P		2619	5	2	COLE EUGENE



**CASH REPORT  
TOWN OF BEACON FALLS**

**MONTHLY REPORT BY BILLING YEAR**

Condition: Year From: 2006 TO 2022  
Recap Option: Year Type

CASH: CITY  
District:

Date: 01/04/2023 Pay Date: 12/01/2022 To 12/31/2022 Time: 11:13:25 Page: 4  
All Term# Total Only: NO Bill Type: 14 CODE T Susp/Credit: ALL Cycle #: 00 TO 00

BILL #	S-D	CITY Gross	INTEREST Exmpt	LIEN Net	FEES Tax	BINT	TOTAL	DATE PAID	K	TP	OVR	BATCH	TRANS#	TERM#	NAME
2021-1-0000944		2,387.24	0.00	0.00	0.00	0.00	2,387.24	12/29/2022	#	T	P				
2021-1-0000946		2,471.32	0.00	0.00	0.00	0.00	2,471.32	12/12/2022	#	T	P	18	65	80	FEIGE THOMA
2021-1-0000950		53.18	0.00	0.00	0.00	0.00	53.18	12/29/2022	#	T	P	17	227	80	FELIX JOSEF
2021-1-0000956		1,581.26	0.00	0.00	0.00	0.00	1,581.26	12/28/2022	#	T	P	2047	9	3	FERNANDES C
2021-1-0000959		2,186.38	0.00	0.00	0.00	0.00	2,186.38	12/12/2022	#	T	P	2046	1	3	FERRETTI DO
2021-1-0000961		3,267.83	0.00	0.00	0.00	0.00	3,267.83	12/12/2022	#	T	P	17	195	80	FINCH-VALDE
2021-1-0000975		1,695.63	0.00	0.00	0.00	0.00	1,695.63	12/12/2022	#	T	P	17	108	80	FINN DAVID
2021-1-0000982		2,228.00	0.00	0.00	0.00	0.00	2,228.00	12/12/2022	#	T	P	17	237	80	FLANAGAN JA
2021-1-0000991		2,396.70	0.00	0.00	0.00	0.00	2,396.70	12/12/2022	#	T	P	2617	1	2	FORDHAM CAL
2021-1-0000997		2,758.95	0.00	0.00	0.00	0.00	2,758.95	12/29/2022	#	T	P	2037	3	3	FRATE MILES
2021-1-0001008		2,137.83	0.00	0.00	0.00	0.00	2,137.83	12/12/2022	#	T	P	18	26	80	FREEMAN AMA
2021-1-0001021		4,704.28	211.69	0.00	0.00	0.00	4,915.97	12/23/2022	#	T	P	17	9	80	G&C INVESTM
2021-1-0001024		4,903.58	0.00	0.00	0.00	0.00	4,903.58	12/12/2022	#	T	P	1724	1	90	GANDARILLAS
2021-1-0001025		3,197.62	0.00	0.00	0.00	0.00	3,197.62	12/20/2022	#	T	P	17	56	80	GARD RICAR
2021-1-0001026		2,987.70	0.00	0.00	0.00	0.00	2,987.70	12/12/2022	#	T	P	2620	3	2	GARDINO LOU
2021-1-0001028		2,607.92	0.00	0.00	0.00	0.00	2,607.92	12/12/2022	#	T	P	17	23	80	GAROFALO GE
2021-1-0001036		4,517.00	0.00	0.00	0.00	0.00	4,517.00	12/15/2022	#	T	P	17	50	80	GARRISON DE
2021-1-0001040		2,185.18	0.00	0.00	0.00	0.00	2,185.18	12/12/2022	#	T	P	2040	6	3	GENDREAU JO
2021-1-0001042		2,930.65	0.00	0.00	0.00	0.00	2,930.65	12/12/2022	#	T	P	17	15	80	GEORGE DIAN
2021-1-0001049		5,178.04	0.00	0.00	0.00	0.00	5,178.04	12/12/2022	#	T	P	17	114	80	GEORGETTE D
2021-1-0001053		2,136.13	0.00	0.00	0.00	0.00	2,136.13	12/12/2022	#	T	P	2037	1	3	GERMASKE WI
2021-1-0001054		2,439.19	0.00	0.00	0.00	0.00	2,439.19	12/29/2022	#	T	P	17	29	80	GILL MICHEL
2021-1-0001055		1,369.50	0.00	0.00	0.00	0.00	1,369.50	12/12/2022	#	T	P	18	60	80	GILLOREN CH
2021-1-0001057		3,572.02	0.00	0.00	0.00	0.00	3,572.02	12/29/2022	#	T	P	17	154	80	GIORDANO JE
2021-1-0001060		4,088.67	0.00	0.00	0.00	0.00	4,088.67	12/12/2022	#	T	P	18	7	80	GIULIANI LU
2021-1-0001064		2,487.89	0.00	0.00	0.00	0.00	2,487.89	12/12/2022	#	T	P	17	180	80	GLEASON JIL
2021-1-0001065		2,614.01	0.00	0.00	0.00	0.00	2,614.01	12/12/2022	#	T	P	17	121	80	GODKIN TINA
2021-1-0001073		4,313.31	0.00	0.00	0.00	0.00	4,313.31	12/28/2022	#	T	P	17	41	80	GOLEBOSKI D
2021-1-0001074		2,653.64	0.00	0.00	0.00	0.00	2,653.64	12/12/2022	#	T	P	1727	1	90	GOODMAN THE
2021-1-0001077		4,621.47	0.00	0.00	0.00	0.00	4,621.47	12/29/2022	#	T	P	17	119	80	GABOR NICH
2021-1-0001082		1,830.39	0.00	0.00	0.00	0.00	1,830.39	12/12/2022	#	T	P	18	51	80	GORY GERALD
2021-1-0001083		1,437.02	0.00	0.00	0.00	0.00	1,437.02	12/12/2022	#	T	P	17	226	80	GRACY JAMES
2021-1-0001090		2,051.06	0.00	0.00	0.00	0.00	2,051.06	12/12/2022	#	T	P	17	191	80	GRAHAM JESS
2021-1-0001092		4,282.60	0.00	0.00	0.00	0.00	4,282.60	12/07/2022	#	T	P	17	234	80	GREBER THOM
2021-1-0001100		2,562.48	0.00	0.00	0.00	0.00	2,562.48	12/12/2022	#	T	P	2035	3	3	GRECO KAREN
2021-1-0001106		4,074.64	0.00	0.00	0.00	0.00	4,074.64	12/29/2022	#	T	P	17	235	80	GREWCOCK LO
2021-1-0001110		2,048.37	0.00	0.00	0.00	0.00	2,048.37	12/07/2022	#	T	P	1729	2	90	GRIMM RICHA
2021-1-0001116		1,990.76	0.00	0.00	0.00	0.00	1,990.76	12/29/2022	#	T	P	2035	5	3	GRISKA DARL
2021-1-0001118		3,125.99	0.00	0.00	0.00	0.00	3,125.99	12/12/2022	#	T	P	18	14	80	GRUNER MELI
2021-1-0001125		2,329.63	0.00	0.00	0.00	0.00	2,329.63	12/12/2022	#	T	P	17	53	80	GUARENTE TA
2021-1-0001127		4,552.39	0.00	0.00	0.00	0.00	4,552.39	12/05/2022	#	T	P	17	228	80	GUMBS JAMES
2021-1-0001149		2,697.52	0.00	0.00	0.00	0.00	2,697.52	12/12/2022	#	T	P	2034	3	3	H.I. STONE
2021-1-0001163		7,279.49	0.00	0.00	0.00	0.00	7,279.49	12/12/2022	#	T	P	17	47	80	HARRICK VIN
2021-1-0001165		2,042.69	0.00	0.00	0.00	0.00	2,042.69	12/19/2022	#	T	P	17	145	80	HC B HOLDING
2021-1-0001176		3,210.21	0.00	0.00	0.00	0.00	3,210.21	12/12/2022	#	T	P	2042	3	3	HEATH LORRA
2021-1-0001178		4,393.43	0.00	0.00	0.00	0.00	4,393.43	12/12/2022	#	T	P	17	212	80	HENNESSEY A
2021-1-0001190		4,236.59	0.00	0.00	0.00	0.00	4,236.59	12/12/2022	#	T	P	17	65	80	HENRY JOSEF
2021-1-0001196		2,535.59	0.00	0.00	0.00	0.00	2,535.59	12/12/2022	#	T	P	17	60	80	HICKS KEVIN
2021-1-0001202		2,214.55	0.00	0.00	0.00	0.00	2,214.55	12/16/2022	#	T	P	17	102	80	HINMAN WILL
2021-1-0001205		2,815.69	0.00	0.00	0.00	0.00	2,815.69	12/13/2022	#	T	P	1719	7	90	HOGESTYN DE
2021-1-0001214		2,316.61	0.00	0.00	0.00	0.00	2,316.61	12/29/2022	#	T	P	1716	1	90	HOLLOWAY ED
2021-1-0001223		2,084.18	0.00	0.00	0.00	0.00	2,084.18	12/29/2022	#	T	P	18	8	80	HORGAN EVEL
2021-1-0001227		2,770.28	0.00	0.00	0.00	0.00	2,770.28	12/12/2022	#	T	P	18	31	80	HOWELL CHAR
2021-1-0001229		3,838.27	0.00	0.00	0.00	0.00	3,838.27	12/12/2022	#	T	P	17	192	80	HUEBNER ERI
2021-1-0001231		2,586.12	0.00	0.00	0.00	0.00	2,586.12	12/12/2022	#	T	P	17	76	80	HUK JAMES &
2021-1-0001241		4,121.51	0.00	0.00	0.00	0.00	4,121.51	12/12/2022	#	T	P	17	51	80	HUMMEL KURT
2021-1-0001242		4,153.93	0.00	0.00	0.00	0.00	4,153.93	12/12/2022	#	T	P	17	143	80	IANNIRUBERT
2021-1-0001253		2,455.90	0.00	0.00	0.00	0.00	2,455.90	12/12/2022	#	T	P	17	13	80	IBEN JEREMY
2021-1-0001255		2,042.99	0.00	0.00	0.00	0.00	2,042.99	12/12/2022	#	T	P	17	110	80	JACKSON RIC
												17	3	80	JACOBSON RO

**CASH REPORT  
TOWN OF BEACON FALLS**

**MONTHLY REPORT BY BILLING YEAR**

Condition: Year From: 2006 To 2022  
Recap Option: Year Type

CASH: CITY  
District:

Date: 01/04/2023 Pay Date: 12/01/2022 To 12/31/2022 Time: 11:13:27 Page: 5  
All Term# Total Only: NO Bill Type: 14 CODE T Susp/Credit: ALL Cycle #: 00 TO 00

BILL #	S-D	CITY Gross	INTEREST Exmpt	LIEN Net	FEES	Tax	BINT	TOTAL	DATE PAID	K	TP	OVR	BATCH	TRANS#	TERM#	NAME
2021-1-0001258		2,321.14	0.00	0.00	0.00		0.00	2,321.14	12/12/2022	#	T P		17	205	80	RIFFEL CHRI
2021-1-0001262		2,218.37	0.00	0.00	0.00		0.00	2,218.37	12/12/2022	#	T P		17	168	80	JARNIGAN JU
2021-1-0001263		1,454.57	0.00	0.00	0.00		0.00	1,454.57	12/12/2022	#	T P		17	97	80	JARRED KATH
2021-1-0001265		2,695.54	0.00	0.00	0.00		0.00	2,695.54	12/08/2022	#	T P		2615	5	2	JASINSKI LI
2021-1-0001270		1,484.44	0.00	0.00	0.00		0.00	1,484.44	12/12/2022	#	T P		17	214	80	JENSEN HARR
2021-1-0001276		3,173.98	0.00	0.00	0.00		0.00	3,173.98	12/12/2022	#	T P		17	165	80	JIMENEZ JES
2021-1-0001279		4,048.90	0.00	0.00	0.00		0.00	4,048.90	12/12/2022	#	T P		17	159	80	JOCKEL KRIS
2021-1-0001293		2,105.70	0.00	0.00	0.00		0.00	2,105.70	12/29/2022	#	T P		18	10	80	KALOCSAI GE
2021-1-0001299		1,771.93	0.00	0.00	0.00		0.00	1,771.93	12/12/2022	#	T P		17	215	80	KARCSINSKI
2021-1-0001300		3,454.25	0.00	0.00	0.00		0.00	3,454.25	12/12/2022	#	T P		17	92	80	KARL PAUL R
2021-1-0001313		1,721.68	0.00	0.00	0.00		0.00	1,721.68	12/12/2022	#	T P		17	36	80	KEANE MATTH
2021-1-0001316		2,522.42	0.00	0.00	0.00		0.00	2,522.42	12/12/2022	#	T P		17	122	80	KEATING SUS
2021-1-0001317		1,454.57	0.00	0.00	0.00		0.00	1,454.57	12/12/2022	#	T P		17	30	80	KEEFE ELLEN
2021-1-0001326		3,290.90	0.00	0.00	0.00		0.00	3,290.90	12/12/2022	#	T P		17	216	80	KEOGH HEATH
2021-1-0001347		3,868.42	0.00	0.00	0.00		0.00	3,868.42	12/12/2022	#	T P		17	18	80	KISSON RICH
2021-1-0001351		4,172.47	0.00	0.00	0.00		0.00	4,172.47	12/12/2022	#	T P		17	161	80	KLEMENZ DEN
2021-1-0001353		3,614.91	0.00	0.00	0.00		0.00	3,614.91	12/12/2022	#	T P		17	33	80	KLIMASZEWSK
2021-1-0001357		1,788.35	0.00	0.00	0.00		0.00	1,788.35	12/12/2022	#	T P		17	113	80	KNAPIK BRUC
2021-1-0001370		3,047.43	0.00	0.00	0.00		0.00	3,047.43	12/28/2022	#	T P		2046	4	3	PELLITTERI
2021-1-0001371		1,610.13	0.00	0.00	0.00		0.00	1,610.13	12/19/2022	#	T P		2042	5	3	KOR LLC
2021-1-0001372		1,003.31	0.00	0.00	0.00		0.00	1,003.31	12/19/2022	#	T P		2042	6	3	KOR LLC
2021-1-0001373		2,456.89	0.00	0.00	0.00		0.00	2,456.89	12/29/2022	#	T P		18	38	80	KORNILUK TH
2021-1-0001374		2,562.77	0.00	0.00	0.00		0.00	2,562.77	12/19/2022	#	T P		2042	7	3	KORZON EDWA
2021-1-0001384		1,580.97	0.00	0.00	0.00		0.00	1,580.97	12/29/2022	#	T P		18	35	80	KRAJNAK JEN
2021-1-0001391		1,496.33	0.00	0.00	0.00		0.00	1,496.33	12/30/2022	#	T P		2048	3	3	KREPINEVICH
2021-1-0001394		1,383.37	0.00	0.00	0.00		0.00	1,383.37	12/29/2022	#	T P		18	63	80	KRISTOF JUS
2021-1-0001406		3,917.38	0.00	0.00	0.00		0.00	3,917.38	12/28/2022	#	T P		2046	8	3	KUHNE ALAN
2021-1-0001409		564.52	8.47	0.00	0.00		0.00	572.99	12/12/2022	#	T P		1715	1	90	KURBIKOFF P
2021-1-0001411		3,523.04	0.00	0.00	0.00		0.00	3,523.04	12/12/2022	#	T P		17	44	80	BLAKEMAN JA
2021-1-0001412		2,911.26	0.00	0.00	0.00		0.00	2,911.26	12/12/2022	#	T P		17	28	80	KUZIA THOMA
2021-1-0001426		2,809.91	0.00	0.00	0.00		0.00	2,809.91	12/14/2022	#	T P		2618	5	2	LAFRANCE KE
2021-1-0001427		2,589.09	0.00	0.00	0.00		0.00	2,589.09	12/12/2022	#	T P		17	49	80	LAFRANCOIS
2021-1-0001434		2,362.33	0.00	0.00	0.00		0.00	2,362.33	12/12/2022	#	T P		17	142	80	LANCI JAMES
2021-1-0001447		2,622.64	0.00	0.00	0.00		0.00	2,622.64	12/28/2022	#	T P		2622	7	2	LAPUT THOMA
2021-1-0001451		2,496.94	0.00	0.00	0.00		0.00	2,496.94	12/12/2022	#	T P		17	176	80	LARROW KEVI
2021-1-0001453		4,414.24	0.00	0.00	0.00		0.00	4,414.24	12/29/2022	#	T P		18	52	80	LARSEN CHRI
2021-1-0001456		3,325.15	0.00	0.00	0.00		0.00	3,325.15	12/12/2022	#	T P		17	134	80	LASKOWSKI H
2021-1-0001478		3,612.08	0.00	0.00	0.00		0.00	3,612.08	12/12/2022	#	T P		17	199	80	LEMBO-BUZZE
2021-1-0001480		3,913.15	0.00	0.00	0.00		0.00	3,913.15	12/05/2022	#	T P		2034	7	3	LENGVEL DON
2021-1-0001482		2,324.82	0.00	0.00	0.00		0.00	2,324.82	12/12/2022	#	T P		17	240	80	LEPRI HAROL
2021-1-0001486		3,745.27	0.00	0.00	0.00		0.00	3,745.27	12/28/2022	#	T P		2622	8	2	LEVINE JACK
2021-1-0001487		3,624.53	0.00	0.00	0.00		0.00	3,624.53	12/12/2022	#	T P		17	59	80	LEVINSKY AL
2021-1-0001492		3,193.80	0.00	0.00	0.00		0.00	3,193.80	12/29/2022	#	T P		18	11	80	LEWIS ELIZA
2021-1-0001494		1,858.53	0.00	0.00	0.00		0.00	1,858.53	12/29/2022	#	T P		2623	2	2	LEWIS STEVE
2021-1-0001503		3,645.48	0.00	0.00	0.00		0.00	3,645.48	12/14/2022	#	T P		2618	1	2	LIN HAI & L
2021-1-0001505		1,488.68	0.00	0.00	0.00		0.00	1,488.68	12/12/2022	#	T P		17	109	80	LINDSEY GER
2021-1-0001511		1,505.25	0.00	0.00	0.00		0.00	1,505.25	12/29/2022	#	T P		18	25	80	HOWELL ALLI
2021-1-0001521		2,389.08	0.00	0.00	0.00		0.00	2,389.08	12/12/2022	#	T P		2037	5	3	LOZOWSKI TE
2021-1-0001523		2,811.33	0.00	0.00	0.00		0.00	2,811.33	12/12/2022	#	T P		17	186	80	LUZOWSKI JO
2021-1-0001524		1,516.43	0.00	0.00	0.00		0.00	1,516.43	12/29/2022	#	T P		18	12	80	LUCARELLI S
2021-1-0001528		2,335.44	0.00	0.00	0.00		0.00	2,335.44	12/29/2022	#	T P		18	13	80	LUGO VINCENT
2021-1-0001533		4,899.47	0.00	0.00	0.00		0.00	4,899.47	12/12/2022	#	T P		17	77	80	MACDONALD S
2021-1-0001540		2,475.15	0.00	0.00	0.00		0.00	2,475.15	12/19/2022	#	T P		2619	4	2	MADZIK JOHN
2021-1-0001541		3,532.81	317.95	0.00	0.00		0.00	3,850.76	12/09/2022	#	T P		1713	2	90	MAFFEO ERIC
2021-1-0001545		4,372.48	0.00	0.00	0.00		0.00	4,372.48	12/22/2022	#	T P		2044	9	3	MAGUIRE THO
2021-1-0001548		2,371.11	0.00	0.00	0.00		0.00	2,371.11	12/12/2022	#	T P		17	229	80	MAIORANO MA
2021-1-0001550		4,450.76	0.00	0.00	0.00		0.00	4,450.76	12/12/2022	#	T P		17	232	80	MAKAR ELLEN
2021-1-0001565		3,886.82	0.00	0.00	0.00		0.00	3,886.82	12/15/2022	#	T P		2040	4	3	MANTHEY WIL
2021-1-0001569		2,780.47	0.00	0.00	0.00		0.00	2,780.47	12/30/2022	#	T P		2048	12	3	MARCHESE JO





**CASH REPORT  
TOWN OF BEACON FALLS**

**MONTHLY REPORT BY BILLING YEAR**      **CASH: CITY**      **Date: 01/04/2023**      **Pay Date: 12/01/2022 To 12/31/2022**      **Time: 11:13:32**      **Page: 7**  
**Condition: Year From: 2006 To 2022**      **District:**      **All Term#**      **Total Only: NO**      **Bill Type: 14 CODE T**      **Susp/Credit: ALL**      **Cycle #: 00 TO 00**  
**Recap Option: Year Type**

BILL #	S-D	CITY Gross	INTEREST Exmpt	LIEN Net	FEES	Tax	BINT	TOTAL	DATE PAID	K	TP	OVR	BATCH	TRANS#	TERM#	NAME
2021-1-0001836		2,239.89	0.00	0.00	0.00	0.00	0.00	2,239.89	12/12/2022	#T	P		17	129	80	OLIVEIRA IS
2021-1-0001837		4,466.33	0.00	0.00	0.00	0.00	0.00	4,466.33	12/12/2022	#T	P		17	209	80	OLIVEIRA MI
2021-1-0001855		2,076.12	0.00	0.00	0.00	0.00	0.00	2,076.12	12/23/2022	#T	P		2045	3	3	OSOWIECKI S
2021-1-0001861		1,760.88	0.00	0.00	0.00	0.00	0.00	1,760.88	12/12/2022	#T	P		17	152	80	OVESNY JOAN
2021-1-0001864		1,901.30	0.00	0.00	0.00	0.00	0.00	1,901.30	12/12/2022	#T	P		17	95	80	FACITTO ERI
2021-1-0001871		2,678.55	0.00	0.00	0.00	0.00	0.00	2,678.55	12/12/2022	#T	P		17	82	80	PALANGE DER
2021-1-0001878		1,628.68	0.00	0.00	0.00	0.00	0.00	1,628.68	12/29/2022	#T	P		18	33	80	PARKINS JAM
2021-1-0001880		1,500.25	0.00	0.00	0.00	0.00	0.00	1,500.25	12/22/2022	#T	P		2044	2	3	PASKO ANN L
2021-1-0001892		1,895.78	0.00	0.00	0.00	0.00	0.00	1,895.78	12/12/2022	#T	P		17	155	80	PAZSAK PAUL
2021-1-0001897		1,944.33	0.00	0.00	0.00	0.00	0.00	1,944.33	12/12/2022	#T	P		17	196	80	PELLEGRINO
2021-1-0001898		1,992.04	0.00	0.00	0.00	0.00	0.00	1,992.04	12/29/2022	#T	P		18	41	80	PELLETIER J
2021-1-0001902		2,322.84	0.00	0.00	0.00	0.00	0.00	2,322.84	12/29/2022	#T	P		18	24	80	PEREIRA ALE
2021-1-0001904		4,251.03	0.00	0.00	0.00	0.00	0.00	4,251.03	12/12/2022	#T	P		17	133	80	PEREYRA-DAV
2021-1-0001906		3,988.88	0.00	0.00	0.00	0.00	0.00	3,988.88	12/29/2022	#T	P		18	19	80	PEREZ ROGER
2021-1-0001908		4,032.90	0.00	0.00	0.00	0.00	0.00	4,032.90	12/29/2022	#T	P		2047	3	3	PERKINS DO
2021-1-0001909		3,188.42	0.00	0.00	0.00	0.00	0.00	3,188.42	12/12/2022	#T	P		17	202	80	PERODEAU RY
2021-1-0001911		2,116.46	0.00	0.00	0.00	0.00	0.00	2,116.46	12/12/2022	#T	P		17	112	80	PERRY SCOTT
2021-1-0001912		3,388.99	0.00	0.00	0.00	0.00	0.00	3,388.99	12/12/2022	#T	P		17	137	80	PERSANO THO
2021-1-0001916		2,415.13	0.00	0.00	0.00	0.00	0.00	2,415.13	12/29/2022	#T	P		18	9	80	PERUN JOSEP
2021-1-0001920		2,413.69	0.00	0.00	0.00	0.00	0.00	2,413.69	12/14/2022	#T	P		2039	6	3	PETERSEN JO
2021-1-0001924		1,777.87	0.00	0.00	0.00	0.00	0.00	1,777.87	12/29/2022	#T	P		18	20	80	PETTINICCHI
2021-1-0001935		2,527.07	0.00	0.00	0.00	0.00	0.00	2,527.07	12/28/2022	#T	P		2046	18	3	PICCIOLI EL
2021-1-0001939		2,198.42	0.00	0.00	0.00	0.00	0.00	2,198.42	12/29/2022	#T	P		18	42	80	PICKUS AARO
2021-1-0001952		2,259.71	0.00	0.00	0.00	0.00	0.00	2,259.71	12/29/2022	#T	P		18	28	80	NICKLE DANI
2021-1-0001957		2,713.23	0.00	0.00	0.00	0.00	0.00	2,713.23	12/12/2022	#T	P		17	156	80	PLAVCAN RYA
2021-1-0001961		2,340.81	0.00	0.00	0.00	0.00	0.00	2,340.81	12/12/2022	#T	P		17	67	80	PLUMB CHRIS
2021-1-0001971		4,664.92	0.00	0.00	0.00	0.00	0.00	4,664.92	12/12/2022	#T	P		17	132	80	POLLOCK JEF
2021-1-0001972		2,306.98	0.00	0.00	0.00	0.00	0.00	2,306.98	12/12/2022	#T	P		17	106	80	MIKAN TONIS
2021-1-0001980		2,139.08	0.00	0.00	0.00	0.00	0.00	2,139.08	12/09/2022	#T	P		2036	1	3	PORCU JOSEP
2021-1-0001984		2,671.05	0.00	0.00	0.00	0.00	0.00	2,671.05	12/09/2022	#T	P		2036	4	3	POSICK ROBE
2021-1-0001988		1,992.18	0.00	0.00	0.00	0.00	0.00	1,992.18	12/21/2022	#T	P		2043	6	3	POTTER SOPH
2021-1-0001990		3,162.23	0.00	0.00	0.00	0.00	0.00	3,162.23	12/29/2022	#T	P		2047	5	3	POYTON JEFF
2021-1-0001992		2,082.63	0.00	0.00	0.00	0.00	0.00	2,082.63	12/29/2022	#T	P		18	43	80	PRATT RUTA
2021-1-0001994		2,745.51	0.00	0.00	0.00	0.00	0.00	2,745.51	12/12/2022	#T	P		17	179	80	PREATO JOHN
2021-1-0001999		1,492.79	0.00	0.00	0.00	0.00	0.00	1,492.79	12/12/2022	#T	P		17	239	80	PRINCIP AND
2021-1-0002001		4,968.27	0.00	0.00	0.00	0.00	0.00	4,968.27	12/15/2022	#T	P		1718	1	90	PROTO KATHR
2021-1-0002002		1,728.47	0.00	0.00	0.00	0.00	0.00	1,728.47	12/12/2022	#T	P		17	151	80	EK REAL EST
2021-1-0002005		2,524.55	0.00	0.00	0.00	0.00	0.00	2,524.55	12/19/2022	#T	P		2042	11	3	PUCCI ENIO
2021-1-0002008		1,230.33	0.00	0.00	0.00	0.00	0.00	1,230.33	12/06/2022	#T	P		2614	2	2	PYSHNI INES
2021-1-0002015		4,033.89	0.00	0.00	0.00	0.00	0.00	4,033.89	12/28/2022	#T	P		2622	9	2	RAGOZZINE A
2021-1-0002016		4,679.08	0.00	0.00	0.00	0.00	0.00	4,679.08	12/12/2022	#T	P		17	57	80	RAINES MICH
2021-1-0002021		1,454.57	0.00	0.00	0.00	0.00	0.00	1,454.57	12/12/2022	#T	P		17	26	80	RAU MICHAEL
2021-1-0002022		2,370.54	0.00	0.00	0.00	0.00	0.00	2,370.54	12/12/2022	#T	P		17	206	80	REBO KARI A
2021-1-0002031		4,089.38	0.00	0.00	0.00	0.00	0.00	4,089.38	12/12/2022	#T	P		17	80	80	REINWALD JO
2021-1-0002036		2,687.75	0.00	0.00	0.00	0.00	0.00	2,687.75	12/15/2022	#T	P		2040	1	3	REMPT DAVID
2021-1-0002051		4,968.97	0.00	0.00	0.00	0.00	0.00	4,968.97	12/12/2022	#T	P		17	74	80	RICE JOHANN
2021-1-0002054		3,847.61	0.00	0.00	0.00	0.00	0.00	3,847.61	12/12/2022	#T	P		17	213	80	RICHARDS BR
2021-1-0002056		2,542.38	0.00	0.00	0.00	0.00	0.00	2,542.38	12/12/2022	#T	P		17	45	80	RICHARDSON
2021-1-0002058		144.10	0.00	0.00	0.00	0.00	0.00	144.10	12/29/2022	#T	P		2623	10	2	RICKMAN SAN
2021-1-0002066		2,214.69	0.00	0.00	0.00	0.00	0.00	2,214.69	12/12/2022	#T	P		17	39	80	RIVERA CEFÉ
2021-1-0002074		4,756.65	0.00	0.00	0.00	0.00	0.00	4,756.65	12/29/2022	#T	P		2047	7	3	ROBINSON JO
2021-1-0002075		3,548.09	0.00	0.00	0.00	0.00	0.00	3,548.09	12/29/2022	#T	P		18	54	80	ROBINSON PE
2021-1-0002076		2,745.79	0.00	0.00	0.00	0.00	0.00	2,745.79	12/21/2022	#T	P		2043	2	3	ROBINSON SC
2021-1-0002077		2,294.79	0.00	0.00	0.00	0.00	0.00	2,294.79	12/12/2022	#T	P		17	19	80	ROCCO ELIZA
2021-1-0002079		1,768.25	0.00	0.00	0.00	0.00	0.00	1,768.25	12/12/2022	#T	P		17	171	80	RODRIGO JO
2021-1-0002081		1,215.35	0.00	0.00	0.00	0.00	0.00	1,215.35	12/14/2022	#T	P		2618	2	2	RODRIGO JO
2021-1-0002082		1,215.35	0.00	0.00	0.00	0.00	0.00	1,215.35	12/14/2022	#T	P		2618	3	2	RODRIGO JO
2021-1-0002085		4,825.44	0.00	0.00	0.00	0.00	0.00	4,825.44	12/12/2022	#T	P		17	11	80	RODRIGUEZ K
2021-1-0002090		2,092.68	0.00	0.00	0.00	0.00	0.00	2,092.68	12/22/2022	#T	P		2621	1	2	ROJCOV VLAD

**CASH REPORT  
TOWN OF BEACON FALLS**

**MONTHLY REPORT BY BILLING YEAR**

Condition: Year From: 2006 To 2022  
Recap Option: Year Type

CASH: CITY  
District:

Date: 01/04/2023 Pay Date: 12/01/2022 To 12/31/2022 Time: 11:13:34 Page: 8  
All Term# Total Only: NO Bill Type: 14 CODE T Susp/Credit: ALL Cycle #: 00 TO 00

BILL #	S-D	CITY Gross	INTEREST Exmpt	LIEN Net	FEES	Tax	BINT	TOTAL	DATE PAID	K	TP	OVR	BATCH	TRANS#	TERM#	NAME
2021-1-0002093		3,135.62	0.00	0.00	0.00		0.00	3,135.62	12/12/2022	#	T P		17	207	80	ROQUE HECTO
2021-1-0002097		1,738.46	0.00	0.00	0.00		0.00	1,738.46	12/19/2022	#	T P		2042	4	3	ROSE ELAINE
2021-1-0002103		2,034.34	0.00	0.00	0.00		0.00	2,034.34	12/05/2022	#	T P		2034	6	3	ROSSETTI RA
2021-1-0002105		2,944.10	0.00	0.00	0.00		0.00	2,944.10	12/29/2022	#	T P		18	64	80	ROTH STEVEN
2021-1-0002114		3,667.28	0.00	0.00	0.00		0.00	3,667.28	12/12/2022	#	T P		17	210	80	RUBINO REBE
2021-1-0002120		2,998.46	0.00	0.00	0.00		0.00	2,998.46	12/12/2022	#	T P		17	12	80	RUNYON HOWA
2021-1-0002125		2,017.94	0.00	0.00	0.00		0.00	2,017.94	12/29/2022	#	T P		18	55	80	RUPSIS STEV
2021-1-0002132		2,751.88	0.00	0.00	0.00		0.00	2,751.88	12/29/2022	#	T P		18	57	80	RYFF BRADLE
2021-1-0002134		2,531.20	0.00	0.00	0.00		0.00	2,531.20	12/02/2022	#	T P		1708	1	90	S.A.K.E. LL
2021-1-0002144		3,826.81	0.00	0.00	0.00		0.00	3,826.81	12/12/2022	#	T P		17	233	80	SANDBERG RY
2021-1-0002152		2,369.27	0.00	0.00	0.00		0.00	2,369.27	12/14/2022	#	T P		2039	1	3	SARNI ALEXA
2021-1-0002155		2,059.98	0.00	0.00	0.00		0.00	2,059.98	12/19/2022	#	T P		2042	9	3	SATKOWSKI P
2021-1-0002156		580.22	0.00	0.00	0.00		0.00	580.22	12/19/2022	#	T P		2042	10	3	SATKOWSKI P
2021-1-0002157		2,662.84	0.00	0.00	0.00		0.00	2,662.84	12/19/2022	#	T P		2042	8	3	SATKOWSKI P
2021-1-0002161		3,372.43	0.00	0.00	0.00		0.00	3,372.43	12/12/2022	#	T P		17	131	80	SAVOY MATTH
2021-1-0002173		2,536.15	0.00	0.00	0.00		0.00	2,536.15	12/12/2022	#	T P		17	157	80	YACHYMCZYK
2021-1-0002179		1,888.00	0.00	0.00	0.00		0.00	1,888.00	12/12/2022	#	T P		17	149	80	DAVIES KIMB
2021-1-0002190		4,013.49	0.00	0.00	0.00		0.00	4,013.49	12/05/2022	#	T P		2034	5	3	SCHWARTZ AL
2021-1-0002191		2,824.92	0.00	0.00	0.00		0.00	2,824.92	12/12/2022	#	T P		17	138	80	SCHWARZ MAR
2021-1-0002199		1,970.92	0.00	0.00	0.00		0.00	1,970.92	12/29/2022	#	T P		1728	1	90	SCOTT DAVID
2021-1-0002204		3,084.64	0.00	0.00	0.00		0.00	3,084.64	12/07/2022	#	T P		2035	7	3	SEAMAN JASO
2021-1-0002207		3,730.13	0.00	0.00	0.00		0.00	3,730.13	12/29/2022	#	T P		2047	8	3	SEADOCK DRE
2021-1-0002209		291.03	0.00	0.00	0.00		0.00	291.03	12/30/2022	#	T P		2048	11	3	SEPTEMBER L
2021-1-0002213		1,759.45	0.00	0.00	0.00		0.00	1,759.45	12/12/2022	#	T P		17	10	80	SERVIDIO PA
2021-1-0002215		2,944.67	0.00	0.00	0.00		0.00	2,944.67	12/05/2022	#	T P		2034	8	3	SETTE DIANN
2021-1-0002216		3,795.52	0.00	0.00	0.00		0.00	3,795.52	12/28/2022	#	T P		2622	10	2	BRACELAND J
2021-1-0002234		1,581.26	0.00	0.00	0.00		0.00	1,581.26	12/12/2022	#	T P		17	101	80	SHAUGHNESSY
2021-1-0002248		3,451.13	0.00	0.00	0.00		0.00	3,451.13	12/12/2022	#	T P		17	6	80	SHUDINIS A
2021-1-0002249		2,032.38	0.00	0.00	0.00		0.00	2,032.38	12/09/2022	#	T P		2036	2	3	FLORIO CHRI
2021-1-0002255		1,421.31	0.00	0.00	0.00		0.00	1,421.31	12/13/2022	#	T P		2038	2	3	SIERAKOWSKI
2021-1-0002264		2,339.26	0.00	0.00	0.00		0.00	2,339.26	12/29/2022	#	T P		18	46	80	SIMOES JOSE
2021-1-0002271		1,454.57	0.00	0.00	0.00		0.00	1,454.57	12/30/2022	#	T P		2048	4	3	SJMGOG LLC
2021-1-0002272		2,130.90	0.00	0.00	0.00		0.00	2,130.90	12/12/2022	#	T P		17	223	80	SKELTON ELI
2021-1-0002279		2,665.11	0.00	0.00	0.00		0.00	2,665.11	12/12/2022	#	T P		17	32	80	SLATER ROBE
2021-1-0002281		3,946.84	0.00	0.00	0.00		0.00	3,946.84	12/29/2022	#	T P		18	21	80	SLOTA JAMES
2021-1-0002283		1,687.99	0.00	0.00	0.00		0.00	1,687.99	12/29/2022	#	T P		18	47	80	SMITH AMAND
2021-1-0002298		2,439.90	0.00	0.00	0.00		0.00	2,439.90	12/12/2022	#	T P		17	111	80	SMITH GERAR
2021-1-0002299		2,953.02	0.00	0.00	0.00		0.00	2,953.02	12/29/2022	#	T P		18	22	80	SMITH GERAR
2021-1-0002305		893.61	0.00	0.00	0.00		0.00	893.61	12/28/2022	#	T P		2046	9	3	SMITH MARGA
2021-1-0002307		2,033.23	0.00	0.00	0.00		0.00	2,033.23	12/28/2022	#	T P		2046	2	3	SMITH MARY
2021-1-0002308		3,768.49	0.00	0.00	0.00		0.00	3,768.49	12/12/2022	#	T P		17	238	80	SMITH MATTH
2021-1-0002339		4,173.18	0.00	0.00	0.00		0.00	4,173.18	12/12/2022	#	T P		2037	6	3	SPARKS MATT
2021-1-0002341		1,775.75	0.00	0.00	0.00		0.00	1,775.75	12/12/2022	#	T P		17	93	80	SPATARO DEA
2021-1-0002345		2,913.53	0.00	0.00	0.00		0.00	2,913.53	12/12/2022	#	T P		17	63	80	SPICKLE ROB
2021-1-0002347		4,301.42	0.00	0.00	0.00		0.00	4,301.42	12/12/2022	#	T P		17	203	80	LOPEZ JANNE
2021-1-0002350		2,539.27	0.00	0.00	0.00		0.00	2,539.27	12/29/2022	#	T P		18	48	80	SPUROSKY MI
2021-1-0002352		2,959.53	0.00	0.00	0.00		0.00	2,959.53	12/12/2022	#	T P		17	118	80	STAF A VERA
2021-1-0002357		2,232.95	0.00	0.00	0.00		0.00	2,232.95	12/21/2022	#	T P		2043	3	3	STARZISKI C
2021-1-0002361		2,093.95	0.00	0.00	0.00		0.00	2,093.95	12/29/2022	#	T P		18	44	80	STEBBINS RO
2021-1-0002385		1,960.19	0.00	0.00	0.00		0.00	1,960.19	12/19/2022	#	T P		2619	3	2	STRONKOWSKY
2021-1-0002392		3,536.49	0.00	0.00	0.00		0.00	3,536.49	12/12/2022	#	T P		17	2	80	SURA RYAN &
2021-1-0002399		2,950.05	0.00	0.00	0.00		0.00	2,950.05	12/12/2022	#	T P		17	120	80	SWEET EDWAR
2021-1-0002404		1,692.23	0.00	0.00	0.00		0.00	1,692.23	12/29/2022	#	T P		18	34	80	SWINGLE JEF
2021-1-0002411		1,982.98	0.00	0.00	0.00		0.00	1,982.98	12/12/2022	#	T P		17	150	80	TALLBERG LO
2021-1-0002414		2,753.15	0.00	0.00	0.00		0.00	2,753.15	12/12/2022	#	T P		17	43	80	TARIFI SYLV
2021-1-0002416		2,109.38	0.00	0.00	0.00		0.00	2,109.38	12/12/2022	#	T P		17	183	80	TAYLOR MARK
2021-1-0002417		2,293.96	0.00	0.00	0.00		0.00	2,293.96	12/12/2022	#	T P		17	217	80	TAYLOR SUSA
2021-1-0002418		2,665.53	0.00	0.00	0.00		0.00	2,665.53	12/29/2022	#	T P		18	23	80	TEIXEIRA AL
2021-1-0002422		3,976.71	0.00	0.00	0.00		0.00	3,976.71	12/12/2022	#	T P		17	98	80	CONNOLLY SE

**CASH REPORT  
TOWN OF BEACON FALLS**

**MONTHLY REPORT BY BILLING YEAR**

Condition: Year From: 2006 To 2022  
Recap Option: Year Type

CASH: CITY  
District:

Date: 01/04/2023 Pay Date: 12/01/2022 To 12/31/2022 Time: 11:13:37 Page: 9  
All Term# Total Only: NO Bill Type: 14 CODE T Susp/Credit: ALL Cycle #: 00 TO 00

BILL #	S-D	CITY Gross	INTEREST Exmpt	LIEN Net	FEES	Tax	BINT	TOTAL	DATE PAID	K	TP	OVR	BATCH	TRANS#	TERM#	NAME
2021-1-0002423		1,672.13	0.00	0.00	0.00		0.00	1,672.13	12/20/2022	#	P					
2021-1-0002434		4,409.00	0.00	0.00	0.00		0.00	4,409.00	12/12/2022	#	P		2620	5	2	TEPLITSKY M
2021-1-0002437		1,477.93	0.00	0.00	0.00		0.00	1,477.93	12/29/2022	#	P		17	135	80	THOMAS JULI
2021-1-0002444		2,406.75	0.00	0.00	0.00		0.00	2,406.75	12/21/2022	#	P		18	45	80	THOMAS SAMA
2021-1-0002451		4,298.31	0.00	0.00	0.00		0.00	4,298.31	12/12/2022	#	P		2043	7	3	TIANO ROBER
2021-1-0002454		4,331.83	0.00	0.00	0.00		0.00	4,331.83	12/09/2022	#	P		17	7	80	TOMASELLA C
2021-1-0002455		2,120.28	0.00	0.00	0.00		0.00	2,120.28	12/12/2022	#	P		2036	11	3	TORRANI ROB
2021-1-0002459		11,358.68	0.00	0.00	0.00		0.00	11,358.68	12/16/2022	#	P		17	126	80	TORRES JORD
2021-1-0002460		6,033.71	0.00	0.00	0.00		0.00	6,033.71	12/29/2022	#	P		1719	6	90	TOUTEFINITE
2021-1-0002461		2,318.87	0.00	0.00	0.00		0.00	2,318.87	12/12/2022	#	P		18	56	80	TOWNSEND BR
2021-1-0002463		5,147.33	0.00	0.00	0.00		0.00	5,147.33	12/28/2022	#	P		17	178	80	TRACY MIKE
2021-1-0002464		2,420.51	0.00	0.00	0.00		0.00	2,420.51	12/29/2022	#	P		2622	12	2	TRENTACOSTA
2021-1-0002469		2,451.20	0.00	0.00	0.00		0.00	2,451.20	12/28/2022	#	P		18	6	80	FANDINO YLI
2021-1-0002471		300.00	0.00	0.00	20.00		0.00	320.00	12/09/2022	#	P		2046	17	3	TRYBUS PATR
2021-1-0002471		2,096.63	0.00	0.00	0.00		0.00	2,096.63	12/02/2022	#	P		1713	5	90	NG TRZASKI JAM
2021-1-0002478		2,694.67	0.00	0.00	0.00		0.00	2,694.67	12/19/2022	#	P		1708	2	90	TRZASKI JAM
2021-1-0002480		2,559.65	0.00	0.00	0.00		0.00	2,559.65	12/12/2022	#	P		1721	5	90	TURKOSZ MIC
2021-1-0002483		2,696.67	0.00	0.00	0.00		0.00	2,696.67	12/12/2022	#	P		17	194	80	TYER JAMES
2021-1-0002484		2,125.02	0.00	0.00	0.00		0.00	2,125.02	12/21/2022	#	P		17	162	80	UHL DAVID J
2021-1-0002490		3,766.77	0.00	0.00	0.00		0.00	3,766.77	12/28/2022	#	P		2043	1	3	UHL KEVIN J
2021-1-0002491		2,346.90	0.00	0.00	0.00		0.00	2,346.90	12/28/2022	#	P		2046	15	3	URBANOWICZ
2021-1-0002504		22,717.22	0.00	0.00	0.00		0.00	22,717.22	12/23/2022	#	P		2046	16	3	URBANOWICZ
2021-1-0002505		1,161.56	0.00	0.00	0.00		0.00	1,161.56	12/23/2022	#	P		2045	2	3	VALLEY MOTO
2021-1-0002508		2,621.51	0.00	0.00	0.00		0.00	2,621.51	12/12/2022	#	P		2045	1	3	VALLEY MOTO
2021-1-0002513		2,599.71	0.00	0.00	0.00		0.00	2,599.71	12/12/2022	#	P		17	83	80	VAN ALLEN D
2021-1-0002518		3,618.87	0.00	0.00	0.00		0.00	3,618.87	12/12/2022	#	P		17	177	80	VARSH VANES
2021-1-0002520		1,215.35	0.00	0.00	0.00		0.00	1,215.35	12/12/2022	#	P		17	91	80	VELEZ XAVIE
2021-1-0002527		3,381.35	0.00	0.00	0.00		0.00	3,381.35	12/29/2022	#	P		17	141	80	VENABLE S E
2021-1-0002530		2,301.18	0.00	0.00	0.00		0.00	2,301.18	12/12/2022	#	P		2623	7	2	VESNESKI ED
2021-1-0002539		1,102.93	0.00	0.00	0.00		0.00	1,102.93	12/07/2022	#	P		17	172	80	VIDEIRA MIC
2021-1-0002542		4,431.63	0.00	0.00	0.00		0.00	4,431.63	12/13/2022	#	P		2035	1	3	VOLINSKIY L
2021-1-0002544		4,362.29	0.00	0.00	0.00		0.00	4,362.29	12/12/2022	#	P		2617	3	2	VOYNICK GEO
2021-1-0002548		2,246.83	0.00	0.00	0.00		0.00	2,246.83	12/12/2022	#	P		17	61	80	VYGODER ALE
2021-1-0002550		4,007.85	0.00	0.00	0.00		0.00	4,007.85	12/15/2022	#	P		17	94	80	WALKER BRUC
2021-1-0002559		4,655.72	0.00	0.00	0.00		0.00	4,655.72	12/12/2022	#	P		2040	3	3	WALLS JAMES
2021-1-0002562		1,946.17	0.00	0.00	0.00		0.00	1,946.17	12/09/2022	#	P		17	81	80	WATERS KARE
2021-1-0002563		1,548.98	0.00	0.00	0.00		0.00	1,548.98	12/09/2022	#	P		2036	9	3	WEED FAMILY
2021-1-0002564		4,301.00	0.00	0.00	0.00		0.00	4,301.00	12/09/2022	#	P		2036	8	3	WEED FAMILY
2021-1-0002565		2,346.48	0.00	0.00	0.00		0.00	2,346.48	12/09/2022	#	P		2036	7	3	WEED FAMILY
2021-1-0002571		4,596.41	0.00	0.00	0.00		0.00	4,596.41	12/16/2022	#	P		2036	6	3	WEED FAMILY
2021-1-0002574		3,968.50	0.00	0.00	0.00		0.00	3,968.50	12/12/2022	#	P		2041	3	3	WEID JOHN W
2021-1-0002583		1,893.80	0.00	0.00	0.00		0.00	1,893.80	12/19/2022	#	P		17	64	80	WEISHNER RI
2021-1-0002584		3,390.69	0.00	0.00	0.00		0.00	3,390.69	12/12/2022	#	P		2619	1	2	WHISKEYMAN
2021-1-0002585		4,238.86	0.00	0.00	0.00		0.00	4,238.86	12/12/2022	#	P		17	40	80	WHITAKER SA
2021-1-0002594		2,460.71	0.00	0.00	0.00		0.00	2,460.71	12/13/2022	#	P		17	62	80	WHITNEY CHR
2021-1-0002595		3,448.73	0.00	0.00	0.00		0.00	3,448.73	12/12/2022	#	P		2038	1	3	WILLIAMS MA
2021-1-0002596		2,759.80	0.00	0.00	0.00		0.00	2,759.80	12/13/2022	#	P		17	24	80	WILLIAMS PA
2021-1-0002603		2,414.28	0.00	0.00	0.00		0.00	2,414.28	12/12/2022	#	P		2617	2	2	WILLIAMSON
2021-1-0002607		2,968.87	0.00	0.00	0.00		0.00	2,968.87	12/30/2022	#	P		17	220	80	WILSON SCOT
2021-1-0002608		2,760.65	0.00	0.00	0.00		0.00	2,760.65	12/12/2022	#	P		1730	3	90	WIRSING MAT
2021-1-0002610		2,125.18	0.00	0.00	0.00		0.00	2,125.18	12/15/2022	#	P		17	42	80	WISHON-SHAH
2021-1-0002621		2,580.60	0.00	0.00	0.00		0.00	2,580.60	12/12/2022	#	P		1718	2	90	WISNIEWSKI
2021-1-0002623		293.72	0.00	0.00	0.00		0.00	293.72	12/08/2022	#	P		17	71	80	WOODEN WILL
2021-1-0002625		2,241.59	0.00	0.00	0.00		0.00	2,241.59	12/08/2022	#	P		2615	1	2	WOODWARD JA
2021-1-0002626		3,769.34	0.00	0.00	0.00		0.00	3,769.34	12/08/2022	#	P		2615	3	2	WOODWARD JA
2021-1-0002630		2,410.01	0.00	0.00	0.00		0.00	2,410.01	12/28/2022	#	P		2615	2	2	WOODWARD JA
2021-1-0002636		1,736.25	0.00	0.00	0.00		0.00	1,736.25	12/09/2022	#	P		2622	3	2	WRIGHT GREG
2021-1-0002637		1,687.99	0.00	0.00	0.00		0.00	1,687.99	12/12/2022	#	P		2036	3	3	XLR8 LLC
2021-1-0002645		3,388.71	0.00	0.00	0.00		0.00	3,388.71	12/12/2022	#	P		17	115	80	YACOVACCI A
													17	78	80	YERRINGTON

**CASH REPORT  
TOWN OF BEACON FALLS**

**MONTHLY REPORT BY BILLING YEAR**

**Condition:** Year From: 2006 TO 2022    **CASH: CITY**    **Date:** 01/04/2023    **Pay Date:** 12/01/2022 To 12/31/2022    **Time:** 11:13:39    **Page:** 10  
**Recap Option:** Year Type    **District:**    **All Term#**    **Total Only:** NO    **Bill Type:** 14 CODE T    **Susp/Credit:** ALL    **Cycle #:** 00 TO 00

BILL #	S-D	CITY Gross	INTEREST Exmpt	LIEN Net	FEES	BINT Tax	TOTAL	DATE PAID	K	TP	OVR	BATCH	TRANS#	TERM#	NAME
2021-1-0002648		4,709.65	0.00	0.00	0.00	0.00	4,709.65	12/22/2022	#	T	P				
2021-1-0002651		1,500.43	0.00	0.00	0.00	0.00	1,500.43	12/12/2022	#	T	P	2044	4	3	YORKE NEIL
2021-1-0002660		2,063.07	0.00	0.00	0.00	0.00	2,063.07	12/08/2022	#	T	P	17	189	80	YOUNG TYLER
2021-1-0002662		2,874.60	0.00	0.00	0.00	0.00	2,874.60	12/12/2022	#	T	P	2615	4	2	ZEBROWSKI E
2021-1-0002663		2,280.37	0.00	0.00	0.00	0.00	2,280.37	12/12/2022	#	T	P	17	46	80	ZEISER ERIC
2021-1-0002666		5,424.62	0.00	0.00	0.00	0.00	5,424.62	12/12/2022	#	T	P	17	87	80	ZERELLA TIN
2021-1-0002673		4,447.50	0.00	0.00	0.00	0.00	4,447.50	12/12/2022	#	T	P	17	222	80	ZHOU JUNFEN
2021-1-0002674		2,656.61	0.00	0.00	0.00	0.00	2,656.61	12/12/2022	#	T	P	17	79	80	ZITNAY CHRI
2021-1-0002682		2,185.11	0.00	0.00	0.00	0.00	2,185.11	12/29/2022	#	T	P	17	66	80	ZITTELL BRA
2021-1-0002774		4,603.94	0.00	0.00	0.00	0.00	4,603.94	12/20/2022	#	T	P	2623	9	2	ZUCCARELLI
2021-1-0002791		1,264.31	0.00	0.00	0.00	0.00	1,264.31	12/14/2022	#	T	P	2620	4	2	LEVITER COL
<b>TOT REAL ESTATE</b>		<b>1,404,580.65</b>	<b>1,229.14</b>	<b>0.00</b>	<b>20.00</b>	<b>0.00</b>	<b>1,405,829.79</b>					<b>2039</b>	<b>2</b>	<b>3</b>	<b>BURKE JOHN</b>
2021-2-0040005		120.60	0.00	0.00	0.00	0.00	120.60	12/16/2022	#	T	P				
2021-2-0040018		2,140.10	0.00	0.00	0.00	0.00	2,140.10	12/16/2022	#	T	P	2041	2	3	ACE AUTO SA
2021-2-0040042		368.60	0.00	0.00	0.00	0.00	368.60	12/29/2022	#	T	P	1719	5	90	ANSONIA STE
2021-2-0040101		10,197.12	0.00	0.00	0.00	0.00	10,197.12	12/19/2022	#	T	P	2047	4	3	BIRMINGHAM
2021-2-0040110		3,356.01	0.00	0.00	0.00	0.00	3,356.01	12/05/2022	#	T	P	2042	2	3	FOREST CONS
2021-2-0040117		273.34	0.00	0.00	0.00	0.00	273.34	12/09/2022	#	T	P	2034	4	3	H I STONE A
2021-2-0040153		2,629.15	0.00	0.00	0.00	0.00	2,629.15	12/08/2022	#	T	P	2036	5	3	HILLSIDE AU
2021-2-0040200		316.51	0.00	0.00	0.00	0.00	316.51	12/28/2022	#	T	P	2615	6	2	M & O CONST
2021-2-0040258		55.21	0.00	0.00	0.00	0.00	55.21	12/30/2022	#	T	P	1727	2	90	RC ELECTRIC
2021-2-0040259		58.04	0.00	0.00	0.00	0.00	58.04	12/30/2022	#	T	P	2048	9	3	USA HAULING
2021-2-0040268		27.74	2.50	0.00	0.00	0.00	30.24	12/13/2022	#	T	P	2048	10	3	USA WASTE &
<b>TOT PERS PROP</b>		<b>19,542.42</b>	<b>2.50</b>	<b>0.00</b>	<b>0.00</b>	<b>0.00</b>	<b>19,544.92</b>					<b>2038</b>	<b>6</b>	<b>3</b>	<b>XENIA JAE S</b>
2021-3-0050156		203.27	18.29	0.00	0.00	0.00	221.56	12/23/2022	#	T	P				
2021-3-0050172		235.26	21.17	0.00	0.00	0.00	256.43	12/20/2022	#	T	P	1724	2	90	ANDREWS FRE
2021-3-0050273		139.00	12.51	0.00	0.00	0.00	151.51	12/16/2022	#	T	P	1722	1	90	ARAUJO LAUR
2021-3-0050274		110.41	9.94	0.00	0.00	0.00	120.35	12/16/2022	#	T	P	1719	8	90	BARKSDALE C
2021-3-0050275		14.16	2.00	0.00	0.00	0.00	16.16	12/16/2022	#	T	P	1719	9	90	BARKSDALE C
2021-3-0050276		14.16	2.00	0.00	0.00	0.00	16.16	12/16/2022	#	T	P	1719	10	90	BARKSDALE C
2021-3-0050277		91.16	8.20	0.00	0.00	0.00	99.36	12/16/2022	#	T	P	1719	11	90	BARKSDALE C
2021-3-0050515		45.83	4.17	0.00	0.00	0.00	50.00	12/22/2022	#	T	P	1719	12	90	BARKSDALE C
2021-3-0050526		121.77	3.65	0.00	0.00	0.00	125.42	12/16/2022	#	T	P	2044	7	3	BARKSDALE C
2021-3-0050610		580.07	43.51	0.00	0.00	0.00	623.58	12/01/2022	#	T	P	2041	5	3	BOURQUE ERI
2021-3-0050612		5.66	2.00	0.00	0.00	0.00	7.66	12/01/2022	#	T	P	1707	1	90	BOWEN WILLI
2021-3-0050613		17.84	2.00	0.00	0.00	0.00	19.84	12/01/2022	#	T	P	1707	3	90	BROOKS AMY
2021-3-0050614		140.70	10.55	0.00	0.00	0.00	151.25	12/01/2022	#	T	P	1707	4	90	BROOKS WILL
2021-3-0050616		14.16	2.00	0.00	0.00	0.00	16.16	12/01/2022	#	T	P	1707	5	90	BROOKS WILL
2021-3-0050806		144.10	12.97	0.00	0.00	0.00	157.07	12/19/2022	#	T	P	1707	6	90	BROOKS WILL
2021-3-0050919		387.00	34.83	0.00	0.00	0.00	421.83	12/02/2022	#	T	P	1721	1	90	BROOKS WILL
2021-3-0051227		700.11	63.01	0.00	0.00	0.00	763.12	12/05/2022	#	T	P	1708	4	90	CAOJETTE AL
2021-3-0051239		858.64	77.28	0.00	0.00	0.00	935.92	12/08/2022	#	T	P	1710	1	90	CEBALLOS JE
2021-3-0051240		914.98	82.35	0.00	0.00	0.00	997.33	12/08/2022	#	T	P	2616	1	2	DANDRIA JAS
2021-3-0051262		704.35	52.83	0.00	0.00	0.00	757.18	12/01/2022	#	T	P	2616	2	2	DARCHANGELO
2021-3-0051282		210.06	18.91	0.00	0.00	0.00	228.97	12/19/2022	#	T	P	1707	2	90	DARCHANGELO
2021-3-0051282		210.06	18.91	0.00	0.00	0.00	228.97	12/19/2022	#	T	P	2619	6	2	DAY MICHAEL
2021-3-0051282		-210.06	-18.91	0.00	0.00	0.00	-228.97	12/19/2022	#	T	P	2619	7	2	DECAMPOS ME
2021-3-0051447		177.71	5.55	0.00	0.00	0.00	183.26	12/02/2022	#	T	P	2619	8	2	DECAMPOS ME
2021-3-0051509		245.74	7.37	0.00	0.00	0.00	253.11	12/14/2022	#	T	P	2612	1	2	DECAMPOS ME
2021-3-0051546		629.61	56.66	0.00	0.00	0.00	686.27	12/14/2022	#	T	P	2612	1	2	DIONNE PATR
2021-3-0051735		155.99	14.04	0.00	0.00	0.00	170.03	12/13/2022	#	T	P	1717	1	90	DOMBROWSKI
2021-3-0051936		14.16	2.00	0.00	0.00	0.00	16.16	12/29/2022	#	T	P	1717	3	90	DOROSH MEGH
2021-3-0052068		265.55	23.90	0.00	0.00	0.00	289.45	12/06/2022	#	T	P	2038	4	3	FALKENHAM X
2021-3-0052115		108.43	9.76	0.00	20.00	0.00	138.19	12/30/2022	#	T	P	2623	8	2	FUOCO MARK
2021-3-0052184		199.59	17.96	0.00	0.00	0.00	217.55	12/19/2022	#	T	P	1711	1	90	GLOVNA MICH
												2624	2	2	NG GRACE IRINA
												1721	2	90	GUARENTE TA









**BOUNCED CHECKS  
TOWN OF BEACON FALLS**

MONTHLY REPORT BY BILLING YEAR      CASH: CITY      Date: 01/04/2023      Pay Date: 12/01/2022 To 12/31/2022      Time: 11:13:43      Page: 14  
 Condition: Year From: 2006 TO 2022      District:      All Term#      Total Only: NO      Bill Type: 14      CODE T      Susp/Credit: ALL      Cycle #: 00 TO 00  
 Recap Option: Year      Type

BILL #	S-D	CITY Gross	INTEREST Exmpt	LIEN Net	FEES	Tax	BINT	TOTAL	DATE PAID	K	TP	OVR	BATCH	TRANS#	TERM#	NAME
2021-1-0002471		-300.00	0.00	0.00	0.00		0.00	-300.00	12/05/2022	#T	C	C	464	1	10	TRZASKI JAM
<b>TOT REAL ESTATE</b>		-300.00	0.00	0.00	0.00		0.00	-300.00								
<b>TOT YR 2021</b>		-300.00	0.00	0.00	0.00		0.00	-300.00								
<b>TOT CUR/YR COLL.</b>		-300.00	0.00	0.00	0.00		0.00	-300.00								
<b>TOT ACTIVE</b>		-300.00	0.00	0.00	0.00		0.00	-300.00								
<b>GRAND TOTAL</b>		-300.00	0.00	0.00	0.00		0.00	-300.00								
BOUNCE CKS		-300.00	0.00	0.00	0.00		0.00	-300.00								
CITY	CURRENT:		-300.00	BACK	:		0.00									

RECEIPT TOTAL	-300.00	
CASH TOTAL	0.00	
CHANGE TOTAL	0.00	
-----		
CASH BALANCE	0.00	
CHECK TOTAL	0.00	
CREDIT TOTAL	0.00	
DEPOSIT TOTAL	-300.00	*** (EXCLUDE CREDIT CARD)
-----		
DEPOSIT TOTAL	<u>-300.00</u>	

**REFUNDS  
TOWN OF BEACON FALLS**

MONTHLY REPORT BY BILLING YEAR      CASH: CITY      Date: 01/04/2023      Pay Date: 12/01/2022 To 12/31/2022      Time: 11:13:43      Page: 15  
 Condition: Year From: 2006 TO 2022      District: All Term#      Total Only: NO      Bill Type: 14 CODE T      Susp/Credit: ALL      Cycle #: 00 TO 00  
 Recap Option: Year Type

BILL #	S-D	CITY Gross	INTEREST Exmpt	LIEN Net	FEES	Tax	BINT	TOTAL	DATE PAID	K	TP	OVR	BATCH	TRANS#	TERM#	NAME
2019-3-0054813		6.25	0.00	0.00	0.00		0.00	6.25	12/23/2022	#	T S	01	467	1	10	SHEPHERD TI
<b>TOT MOTOR VEH</b>		6.25	0.00	0.00	0.00		0.00	6.25								
<b>TOT YR 2019</b>		6.25	0.00	0.00	0.00		0.00	6.25								
2020-3-0051470		-98.42	0.00	0.00	0.00		0.00	-98.42	12/19/2022	#	T R	01	466	6	10	DOLORES-QUI
<b>TOT MOTOR VEH</b>		-98.42	0.00	0.00	0.00		0.00	-98.42								
<b>TOT YR 2020</b>		-98.42	0.00	0.00	0.00		0.00	-98.42								
2021-3-0050897		-477.02	0.00	0.00	0.00		0.00	-477.02	12/19/2022	#	T R	01	466	7	10	CCAP AUTO L
2021-3-0051662		-451.83	0.00	0.00	0.00		0.00	-451.83	12/19/2022	#	T R	01	466	3	10	ENTERPRISE
2021-3-0052089		-72.96	0.00	0.00	0.00		0.00	-72.96	12/19/2022	#	T R	01	466	1	10	GONCALVES D
2021-3-0053775		-436.54	0.00	0.00	0.00		0.00	-436.54	12/19/2022	#	T R	01	466	4	10	NISSAN INFI
2021-3-0053790		-185.43	0.00	0.00	0.00		0.00	-185.43	12/19/2022	#	T R	01	466	5	10	NISSAN INFI
2021-3-0054266		-63.00	0.00	0.00	0.00		0.00	-63.00	12/06/2022	#	T R	01	465	1	10	PRATT MICHA
2021-3-0055368		-40.69	0.00	0.00	0.00		0.00	-40.69	12/19/2022	#	T R	01	466	2	10	TOYOTA LEAS
<b>TOT MOTOR VEH</b>		-1,727.47	0.00	0.00	0.00		0.00	-1,727.47								
<b>TOT YR 2021</b>		-1,727.47	0.00	0.00	0.00		0.00	-1,727.47								
<b>TOT CUR/YR COLL.</b>		-1,727.47	0.00	0.00	0.00		0.00	-1,727.47								
<b>TOT BACK/YR COLL.</b>		-92.17	0.00	0.00	0.00		0.00	-92.17								
<b>TOT ACTIVE</b>		-1,819.64	0.00	0.00	0.00		0.00	-1,819.64								
<b>GRAND TOTAL</b>		-1,819.64	0.00	0.00	0.00		0.00	-1,819.64								
<b>TOT REFUNDS</b>		-1,819.64	0.00	0.00	0.00		0.00	-1,819.64								
CITY	CURRENT:		-1,727.47	BACK :				-92.17								

<b>RECEIPT TOTAL</b>	<b>-1,819.64</b>	
<b>CASH TOTAL</b>	<b>0.00</b>	
<b>CHANGE TOTAL</b>	<b>0.00</b>	
-----		
<b>CASH BALANCE</b>	<b>0.00</b>	
<b>CHECK TOTAL</b>	<b>0.00</b>	
<b>CREDIT TOTAL</b>	<b>0.00</b>	
<b>DEPOSIT TOTAL</b>	<b>-1,819.64</b>	<b>*** (EXCLUDE CREDIT CARD)</b>
-----		
<b>DEPOSIT TOTAL</b>	<b>-1,819.64</b>	

**GRAND RATEBOOK BALANCE SHEET REPORT**  
**TOWN OF BEACON FALLS**  
**GRAND LIST YEAR 2021**

Year: 2006 To 2022, Pay Date: 12/30/2022, Time: 01/04/2023 11:00:52 am All

YEAR/TYPE	ACTS	BEGINNING BALANCE	LAWFUL INC.	Act/Susp: Active, CORRECTIONS DEC.	TAXES COLLECTABLE	00 To 00, CURRENT SUSPENSE	Type: CITY, Bill Type: 14 CODE T TAXES/BINT PAID	INTEREST PAID	L+FEES PAID	TOTAL PAID	OVER PAID	UNCOLLECTED TAXES
REAL ESTAT	5	5,030.42	0.00	0.00	5,030.42	0.00	0.00	0.00	0.00	0.00	0.00	5,030.42
MOTOR VEH	3	557.92	0.00	0.00	557.92	0.00	0.00	0.00	0.00	0.00	0.00	557.92
MVS	1	1.88	0.00	0.00	1.88	0.00	0.00	0.00	0.00	0.00	0.00	1.88
<b>YR: 2006</b>	<b>9</b>	<b>5,590.22</b>	<b>0.00</b>	<b>0.00</b>	<b>5,590.22</b>	<b>0.00</b>	<b>0.00</b>	<b>0.00</b>	<b>0.00</b>	<b>0.00</b>	<b>0.00</b>	<b>5,590.22</b>
REAL ESTAT	5	5,485.14	0.00	0.00	5,485.14	0.00	0.00	0.00	0.00	0.00	0.00	5,485.14
MOTOR VEH	3	495.35	0.00	0.00	495.35	0.00	0.00	0.00	0.00	0.00	0.00	495.35
<b>YR: 2007</b>	<b>8</b>	<b>5,980.49</b>	<b>0.00</b>	<b>0.00</b>	<b>5,980.49</b>	<b>0.00</b>	<b>0.00</b>	<b>0.00</b>	<b>0.00</b>	<b>0.00</b>	<b>0.00</b>	<b>5,980.49</b>
REAL ESTAT	6	5,374.22	0.00	0.00	5,374.22	0.00	0.00	0.00	0.00	0.00	0.00	5,374.22
MOTOR VEH	9	1,404.14	0.00	0.00	1,404.14	0.00	0.00	0.00	0.00	0.00	0.00	1,404.14
<b>YR: 2008</b>	<b>15</b>	<b>6,778.36</b>	<b>0.00</b>	<b>0.00</b>	<b>6,778.36</b>	<b>0.00</b>	<b>0.00</b>	<b>0.00</b>	<b>0.00</b>	<b>0.00</b>	<b>0.00</b>	<b>6,778.36</b>
REAL ESTAT	7	6,414.88	0.00	0.00	6,414.88	0.00	0.00	0.00	0.00	0.00	0.00	6,414.88
MOTOR VEH	8	954.16	0.00	0.00	954.16	0.00	0.00	0.00	0.00	0.00	0.00	954.16
MVS	1	145.15	0.00	0.00	145.15	0.00	0.00	0.00	0.00	0.00	0.00	145.15
<b>YR: 2009</b>	<b>16</b>	<b>7,514.19</b>	<b>0.00</b>	<b>0.00</b>	<b>7,514.19</b>	<b>0.00</b>	<b>0.00</b>	<b>0.00</b>	<b>0.00</b>	<b>0.00</b>	<b>0.00</b>	<b>7,514.19</b>
REAL ESTAT	8	7,754.88	0.00	0.00	7,754.88	0.00	0.00	0.00	0.00	0.00	0.00	7,754.88
MOTOR VEH	11	2,116.45	0.00	0.00	2,116.45	0.00	0.00	0.00	0.00	0.00	0.00	2,116.45
MVS	1	42.62	0.00	0.00	42.62	0.00	0.00	0.00	0.00	0.00	0.00	42.62
<b>YR: 2010</b>	<b>20</b>	<b>9,913.95</b>	<b>0.00</b>	<b>0.00</b>	<b>9,913.95</b>	<b>0.00</b>	<b>0.00</b>	<b>0.00</b>	<b>0.00</b>	<b>0.00</b>	<b>0.00</b>	<b>9,913.95</b>
REAL ESTAT	8	7,198.76	0.00	0.00	7,198.76	0.00	0.00	0.00	0.00	0.00	0.00	7,198.76
MOTOR VEH	1	263.42	0.00	0.00	263.42	0.00	0.00	0.00	0.00	0.00	0.00	263.42
<b>YR: 2011</b>	<b>9</b>	<b>7,462.18</b>	<b>0.00</b>	<b>0.00</b>	<b>7,462.18</b>	<b>0.00</b>	<b>0.00</b>	<b>0.00</b>	<b>0.00</b>	<b>0.00</b>	<b>0.00</b>	<b>7,462.18</b>
REAL ESTAT	9	7,383.92	0.00	0.00	7,383.92	0.00	0.00	0.00	0.00	0.00	0.00	7,383.92
MOTOR VEH	4	627.05	0.00	0.00	627.05	0.00	0.00	0.00	0.00	0.00	-27.86	627.05
MVS	3	744.22	0.00	0.00	744.22	0.00	0.00	0.00	0.00	0.00	0.00	744.22
<b>YR: 2012</b>	<b>16</b>	<b>8,755.19</b>	<b>0.00</b>	<b>0.00</b>	<b>8,755.19</b>	<b>0.00</b>	<b>0.00</b>	<b>0.00</b>	<b>0.00</b>	<b>0.00</b>	<b>-27.86</b>	<b>8,755.19</b>
REAL ESTAT	9	7,886.50	0.00	0.00	7,886.50	0.00	0.00	85.00	0.00	85.00	0.00	7,886.50

**GRAND RATEBOOK BALANCE SHEET REPORT  
TOWN OF BEACON FALLS  
GRAND LIST YEAR 2021**

Year: 2006 To 2022, Pay Date: 12/30/2022, Time: 01/04/2023 11:00:52 am All

YEAR/TYPE	ACTS	BEGINNING BALANCE	Dist:No LAWFUL INC.	Act/Susp: CORRECTIONS DEC.	Active, TAXES COLLECTABLE	Cycle: 00 To 00, CURRENT SUSPENSE	Type: CITY, TAXES/BINT PAID	Type: 14 CODE T INTEREST PAID	L+FEES PAID	TOTAL PAID	OVER PAID	UNCOLLECTED TAXES
MOTOR VEH	4	255.27	0.00	0.00	255.27	0.00	0.00	0.00	0.00	0.00	-111.10	255.27
<b>YR: 2013</b>	<b>13</b>	<b>8,141.77</b>	<b>0.00</b>	<b>0.00</b>	<b>8,141.77</b>	<b>0.00</b>	<b>0.00</b>	<b>85.00</b>	<b>0.00</b>	<b>85.00</b>	<b>-111.10</b>	<b>8,141.77</b>
REAL ESTAT	12	7,883.68	0.00	0.00	7,883.68	0.00	84.54	146.46	24.00	255.00	0.00	7,799.14
PERS PROP	2	0.00	0.00	0.00	0.00	0.00	0.00	0.00	0.00	0.00	0.00	0.00
MOTOR VEH	9	-498.94	0.00	0.00	-498.94	0.00	0.00	0.00	0.00	0.00	-498.94	-498.94
<b>YR: 2014</b>	<b>23</b>	<b>7,384.74</b>	<b>0.00</b>	<b>0.00</b>	<b>7,384.74</b>	<b>0.00</b>	<b>84.54</b>	<b>146.46</b>	<b>24.00</b>	<b>255.00</b>	<b>-498.94</b>	<b>7,300.20</b>
REAL ESTAT	23	8,482.34	0.00	0.00	8,482.34	0.00	0.00	0.00	0.00	0.00	0.00	8,482.34
PERS PROP	2	0.00	0.00	0.00	0.00	0.00	0.00	0.00	0.00	0.00	0.00	0.00
MOTOR VEH	12	-15.54	0.00	0.00	-15.54	0.00	0.00	0.00	0.00	0.00	-15.54	-15.54
MVS	2	0.00	0.00	0.00	0.00	0.00	0.00	0.00	0.00	0.00	0.00	0.00
<b>YR: 2015</b>	<b>39</b>	<b>8,466.80</b>	<b>0.00</b>	<b>0.00</b>	<b>8,466.80</b>	<b>0.00</b>	<b>0.00</b>	<b>0.00</b>	<b>0.00</b>	<b>0.00</b>	<b>-15.54</b>	<b>8,466.80</b>
REAL ESTAT	43	11,206.70	0.00	0.00	11,206.70	0.00	0.00	0.00	0.00	0.00	0.00	11,206.70
PERS PROP	1	0.00	0.00	0.00	0.00	0.00	0.00	0.00	0.00	0.00	0.00	0.00
MOTOR VEH	20	-14.43	0.00	0.00	-14.43	0.00	0.00	0.00	0.00	0.00	-14.43	-14.43
MVS	7	0.00	0.00	0.00	0.00	0.00	0.00	0.00	0.00	0.00	0.00	0.00
<b>YR: 2016</b>	<b>71</b>	<b>11,192.27</b>	<b>0.00</b>	<b>0.00</b>	<b>11,192.27</b>	<b>0.00</b>	<b>0.00</b>	<b>0.00</b>	<b>0.00</b>	<b>0.00</b>	<b>-14.43</b>	<b>11,192.27</b>
REAL ESTAT	52	13,503.57	0.00	0.00	13,503.57	0.00	0.00	231.00	24.00	255.00	0.00	13,503.57
PERS PROP	6	0.00	0.00	0.00	0.00	0.00	0.00	0.00	0.00	0.00	0.00	0.00
MOTOR VEH	66	-106.84	0.00	0.00	-106.84	0.00	0.00	0.00	0.00	0.00	-106.84	-106.84
MVS	31	-26.50	0.00	0.00	-26.50	0.00	0.00	0.00	0.00	0.00	-26.50	-26.50
<b>YR: 2017</b>	<b>155</b>	<b>13,370.23</b>	<b>0.00</b>	<b>0.00</b>	<b>13,370.23</b>	<b>0.00</b>	<b>0.00</b>	<b>231.00</b>	<b>24.00</b>	<b>255.00</b>	<b>-133.34</b>	<b>13,370.23</b>
REAL ESTAT	62	21,083.86	0.00	0.00	21,083.86	0.00	176.62	10.60	0.00	187.22	-40.16	20,907.24
PERS PROP	26	8,642.24	0.00	0.00	8,642.24	0.00	0.00	0.00	0.00	0.00	0.00	8,642.24
MOTOR VEH	261	21,994.86	0.00	-562.91	21,431.95	0.00	-56.20	73.78	20.87	38.45	-733.35	21,488.15
MVS	112	4,267.95	0.00	0.00	4,267.95	0.00	-144.68	0.00	0.00	0.00	0.00	4,576.37
<b>YR: 2018</b>	<b>461</b>	<b>55,988.91</b>	<b>0.00</b>	<b>-562.91</b>	<b>55,426.00</b>	<b>0.00</b>	<b>-188.00</b>	<b>84.38</b>	<b>20.87</b>	<b>-82.75</b>	<b>-773.51</b>	<b>55,614.00</b>
							<b>-453.10</b>	<b>0.00</b>	<b>0.00</b>			

**GRAND RATEBOOK BALANCE SHEET REPORT  
TOWN OF BEACON FALLS  
GRAND LIST YEAR 2021**

Year: 2006 To 2022, Pay Date: 12/30/2022, Time: 01/04/2023 11:00:55 am All

YEAR/TYPE	ACTS	BEGINNING BALANCE	Dist:No LAWFUL INC.	Act/Susp: Active, CORRECTIONS DEC.	Cycle: 00 To 00, TAXES COLLECTABLE	Current SUSPENSE	Type: CITY, TAXES/BINT PAID	Bill Type: 14 CODE T INTEREST PAID	L+FEES PAID	TOTAL PAID	OVER PAID	UNCOLLECTED TAXES
REAL ESTAT	1,964	68,475.11	0.00	0.00	68,475.11	0.00	15,738.53	3,601.57	54.00	19,394.10	-1,460.07	52,736.58
PERS PROP	78	11,609.07	0.00	0.00	11,609.07	0.00	0.00	0.00	0.00	0.00	0.00	11,609.07
MOTOR VEH	586	25,531.85	579.79	-77.19	26,034.45	0.00	2,272.35	921.02	365.53	3,558.90	-663.99	23,762.10
MVS	887	7,801.31	0.00	-249.86	***REFUND*** 7,551.45	0.00	-527.22 724.61	0.00 213.74	0.00	1,063.66	-63.64	6,826.84
<b>YR: 2019</b>	<b>3,515</b>	<b>113,417.34</b>	<b>579.79</b>	<b>-327.05</b>	<b>113,670.08</b>	<b>0.00</b>	<b>18,735.49</b> -527.22	<b>4,736.33</b> 0.00	<b>544.84</b> 0.00	<b>24,016.66</b>	<b>-2,187.70</b>	<b>94,934.59</b>
REAL ESTAT	2,772	162,533.49	0.00	0.00	162,533.49	0.00	25,416.68	4,696.20	168.00	30,280.88	-12,539.08	137,116.81
PERS PROP	273	12,500.74	0.00	0.00	12,500.74	0.00	286.70	40.38	0.00	327.08	0.00	12,214.04
MOTOR VEH	5,801	72,719.05	572.36	-1,723.22	***REFUND*** 71,568.19	0.00	18,037.36	4,281.22	139.98	22,458.56	-1,130.27	53,530.83
MVS	1,198	35,459.89	0.00	-187.19	***REFUND*** 35,272.70	0.00	-1,197.68 13,511.93	0.00 1,809.48	0.00	15,321.41	0.00	21,760.77
<b>YR: 2020</b>	<b>10,044</b>	<b>283,213.17</b>	<b>572.36</b>	<b>-1,910.41</b>	<b>281,875.12</b>	<b>0.00</b>	<b>57,252.67</b> -1,385.03	<b>10,827.28</b> 0.00	<b>307.98</b> 0.00	<b>68,387.93</b>	<b>-13,669.35</b>	<b>224,622.45</b>
REAL ESTAT	2,795	14,577,472.02	16,302.68	-651.98	14,593,122.72	0.00	8,990,969.19	7,531.68	60.00	8,998,560.87	-6,576.61	5,602,153.53
PERS PROP	270	888,662.42	0.00	0.00	888,662.42	0.00	545,258.15	314.55	0.00	545,572.70	0.00	343,404.27
MOTOR VEH	5,925	1,878,921.79	7,862.36	-32,070.65	1,854,713.50	0.00	1,664,358.00	10,465.58	60.00	1,674,883.58	-691.83	190,355.50
MVS	938	224,657.70	0.00	0.00	***REFUND*** 224,657.70	0.00	-6,573.89 0.00	-10.19 0.00	0.00	0.00	0.00	224,657.70
<b>YR: 2021</b>	<b>9,928</b>	<b>17,569,713.93</b>	<b>24,165.04</b>	<b>-32,722.63</b>	<b>17,561,156.34</b>	<b>0.00</b>	<b>11,200,585.34</b> -6,573.89	<b>18,311.81</b> -10.19	<b>120.00</b> 0.00	<b>11,219,017.15</b>	<b>-7,268.44</b>	<b>6,360,571.00</b>
<b>Grand Total</b>	<b>24,342</b>	<b>18,122,883.74</b>	<b>25,317.19</b>	<b>-35,523.00</b>	<b>18,112,677.93</b>	<b>0.00</b>	<b>11,276,470.04</b> -8,939.24	<b>34,422.26</b> -10.19	<b>1,041.69</b> 0.00	<b>11,311,933.99</b>	<b>-24,700.21</b>	<b>6,836,207.89</b>

