

END OF MONTH BALANCING

June 2022

Last Months Uncollected Tax on GRBBS-		<u>\$ 616,984.63</u>
Subtract TAX collected on CASH REPORT for Month-		<u>\$ 59,924.34</u>
Subtotal-		<u>\$ 557,060.29</u>
Add in Bounced Checks (Tax Column only)		<u>\$</u>
	Subtotal-	<u>\$ 557,060.29</u>
Add in Refunds (Tax Column only)		<u>\$ 2,795.00</u>
	Subtotal-	<u>\$ 559,855.29</u>
Adjustments-Add if net is increase		<u>\$</u>
-Subtract if net is Decrease		<u>\$ 1,620.11</u>
	Subtotal-	<u>\$ 558,235.18</u>
Transfers-Add if tax amount is negative		<u>\$</u>
-Subtract if positive	Subtotal-	<u>\$</u>
_Suspense put on as of -subtract		<u>\$</u>
	Subtotal-	<u>\$ 558,235.18</u>
Current Month Uncollected Tax on GRBBS-		<u>\$ 558,235.18</u>
	Difference	<u>(\$0)</u>

Town Only

Terminal / Batch	
Terminal	2
Batch	2513

Cash	0.00	0
Check	0.00	0
Credit Card	0.00	0
Total	0.00	0

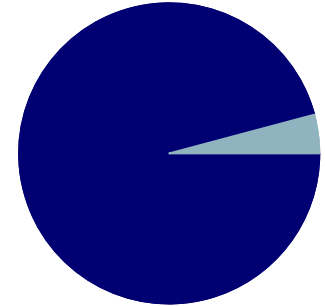
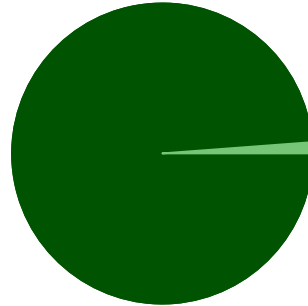
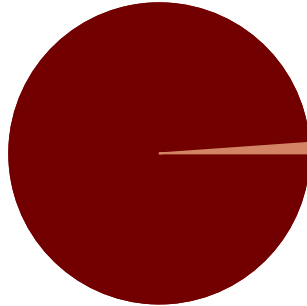
Last Assessor Bridge	
Run on:	05/16/2022

Percent Collection as of 06/30/2022

REAL ESTATE
 Uncollected - 1.12%
 Collected - 98.88%

PERSONAL PROPERTY
 Uncollected - 1.19%
 Collected - 98.81%

MV REGULAR
 Uncollected - 4.14%
 Collected - 95.86%



■	Total Due = \$162,533.49
■	Total Paid = \$14,310,404.01

■	Total Due = \$13,618.60
■	Total Paid = \$1,132,227.57

■	Total Due = \$74,089.92
■	Total Paid = \$1,714,184.48

Type	Total Billed	Total Paid	Total Due	Percent Collected
REAL ESTATE	14,472,937.50	14,310,404.01	162,533.49	98.88
PERSONAL PRO	1,145,846.17	1,132,227.57	13,618.60	98.81
MOTOR VEHICL	1,788,274.40	1,714,184.48	74,089.92	95.86
MOTOR SUPPLE	286,266.04	249,736.96	36,529.08	87.24
SEWER ASSESS	49,527.45	80,909.82	-31,382.37	163.36
WATER	10,450.00	15,719.51	-5,269.51	150.43
TOTALS:	\$17,753,301.56	\$17,503,182.35	\$250,119.21	

Original Beginning Balance Totals

Type	Count	Gross Assessment	Exemptions	Net Assessment	First Installment	Second Installment	Total Tax
REAL ESTATE	2,361	379,885,663	2,782,890	377,102,773	6,520,275.67	6,519,824.34	13,040,100.01
REAL ESTATE C	81	8,986,860	304,000	8,682,860	109,053.21	108,835.64	217,888.85
REAL ESTATE X	87	41,682,580	41,682,580	0	0.00	0.00	0.00
PERSONAL PROPERTY	273	37,702,139	4,814,245	32,887,894	576,015.79	571,772.58	1,147,788.37
MOTOR VEHICLE	5,800	52,552,590	467,380	52,085,210	1,811,888.34	0.00	1,811,888.34
MOTOR SUPPLEMENTAL	1,198	15,430,670	21,020	15,409,650	288,904.57	0.00	288,904.57
SEWER ASSESSMENT	228	0	0	0	42,943.44	0.00	42,943.44
WATER	176	0	0	0	9,652.76	0.00	9,652.76
TOTALS:	10,204	536,240,502	50,072,115	486,168,387	9,358,733.78	7,200,432.56	16,559,166.34

Waived Bills

Type	Count	Gross Assessment	Exemptions	Net Assessment	Total Tax	Waived Amount
TOTALS:	0	0	0	0	0.00	0.00

Summary of Cash Collections - Year to Date

Type	Taxes	Bond Int	Interest	Lien	Fees	Total
REAL ESTATE	14,310,404.01	0.00	28,439.30	240.00	86.00	14,339,169.31
PERSONAL PROPERTY	1,132,227.57	0.00	1,162.18	0.00	20.00	1,133,409.75
MOTOR VEHICLE	1,714,184.48	0.00	18,519.30	0.00	0.00	1,732,703.78
MOTOR SUPPLEMENTAL	249,736.96	0.00	2,298.01	0.00	20.00	252,054.97
SEWER ASSESSMENT	7,817.21	348.13	153.54	24.00	0.00	8,342.88
WATER	627.46	594.30	143.44	0.00	0.00	1,365.20
TOTALS:	17,414,997.69	942.43	50,715.77	264.00	126.00	17,467,045.89

Summary of Cash Collections - Monthly for June 2022

Type	Taxes	Bond Int	Interest	Lien	Fees	Total
REAL ESTATE	21,996.57	0.00	2,913.23	240.00	0.00	25,149.80
PERSONAL PROPERTY	353.11	0.00	26.89	0.00	0.00	380.00
MOTOR VEHICLE	2,711.41	0.00	717.60	0.00	0.00	3,429.01
MOTOR SUPPLEMENTAL	2,477.10	0.00	221.21	0.00	0.00	2,698.31
SEWER ASSESSMENT	35.12	0.00	7.90	0.00	0.00	43.02
TOTALS:	27,573.31	0.00	3,886.83	240.00	0.00	31,700.14