

END OF MONTH BALANCING

November 2022

Last Months Uncollected Tax on GRBBS-		\$ 8,151,901.25
Subtract TAX collected on CASH REPORT for Month-		\$ 101,046.78
Subtotal-		\$ 8,050,854.47
Add in Bounced Checks (Tax Column only)		\$
	Subtotal-	\$ 8,050,854.47
Add in Refunds (Tax Column only)		\$ 2314.07
	Subtotal-	\$ 8,053,168.54
Adjustments-Add if net is increase		\$
-Subtract if net is Decrease		\$ 2,043.54
	Subtotal-	\$ 8,051,125.00
Transfers-Add if tax amount is negative		\$ 67.79
-Subtract if positive		\$
	Subtotal-	\$ 8,051,057.21
Suspense put on as of -subtract		\$
	Subtotal-	\$ 8,051,057.21
Current Month Uncollected Tax on GRBBS-		\$ 8,051,057.21
	Difference	(\$0)

GRAND RATEBOOK BALANCE SHEET REPORT
TOWN OF BEACON FALLS
GRAND LIST YEAR 2021

Year: 2006 To 2022, Pay Date: 11/30/2022, Time: 12/02/2022 09:08:03 am / All

Page: 3

Conditions:	Recap By	Year:	Yes	Recap By	Dist:	No	Act/Susp:	Active,	Cycle:	00	To	00,	Type:	CITY,	Bill	Type:	14	CODE	T				
YEAR/TYPE	ACTS	BEGINNING	BALANCE	INC.	LAWFUL	CORRECTIONS	DEC.	COLLECTIBLE	TAXES	CURRENT	SUSPENSE	TAXES/BINT	PAID	INTEREST	PAID	L+FEES	PAID	TOTAL	PAID	OVER	PAID	UNCOLLECTED	TAXES
REAL ESTAT	2,749	137,084.94	2.47	-1,098.56	135,988.85	***REFUND***	-535.28	82,716.99	20,092.64	882.00	103,691.63	-1,460.07	52,736.58										
PERS PROP	273	17,278.05	3.62	0.00	17,281.67	***REFUND***	0.00	-549.64	0.00	0.00	6,793.79	0.00	11,609.07										
MOTOR VEH	5,940	53,647.59	1,044.33	-5,038.24	49,653.68	***REFUND***	0.00	25,885.33	8,292.44	2,647.41	36,825.18	-663.99	23,768.35										
MVS	915	25,174.93	607.17	-2,121.37	23,660.73	***REFUND***	0.00	-3,450.78	-16.12	0.00	20,039.00	-63.64	6,826.84										
YR: 2019	9,877	233,185.51	1,657.59	-8,258.17	226,584.93	***REFUND***	-535.28	131,108.81	32,506.20	3,734.59	167,349.60	-2,187.70	94,940.84										
REAL ESTAT	2,772	14,456,424.86	23,934.54	-7,421.90	14,472,937.50	***REFUND***	0.00	-4,702.84	33,133.39	494.00	14,369,365.19	-12,539.08	137,199.70										
PERS PROP	273	1,147,788.37	1,881.12	-3,823.32	1,145,846.17	***REFUND***	0.00	1,133,604.91	0.00	20.00	1,134,971.03	0.00	12,241.26										
MOTOR VEH	5,801	1,811,888.34	11,394.96	-35,950.36	1,787,332.94	***REFUND***	0.00	-13,649.66	0.00	0.00	1,755,517.58	-1,228.69	54,658.33										
MVS	1,198	288,904.57	538.76	-3,364.48	286,078.85	***REFUND***	0.00	-13,093.87	-19.48	0.00	267,157.89	0.00	22,933.58										
YR: 2020	10,044	17,705,006.14	37,749.38	-50,560.06	17,692,195.46	***REFUND***	0.00	-506.44	-1.52	554.00	17,527,011.69	-13,767.77	227,032.87										
REAL ESTAT	2,795	14,577,472.02	16,302.68	-651.98	14,593,122.72	***REFUND***	0.00	7,586,688.54	6,302.54	40.00	7,593,031.08	-27.01	7,006,434.18										
PERS PROP	270	888,662.42	0.00	0.00	888,662.42	***REFUND***	0.00	525,715.73	312.05	0.00	526,027.78	0.00	362,946.69										
MOTOR VEH	5,919	1,878,921.79	5,850.45	-31,435.37	1,853,336.87	***REFUND***	0.00	-4,846.42	-10.19	0.00	1,659,450.33	-2,301.53	203,059.87										
YR: 2021	8,984	17,345,056.23	22,153.13	-32,087.35	17,335,122.01	***REFUND***	0.00	9,762,681.27	15,747.92	80.00	9,778,509.19	-2,328.54	7,572,440.74										
Grand Total	29,760	35,602,631.92	61,625.89	-94,966.10	35,569,291.71	***REFUND***	-49,392.01	27,468,842.49	159,545.04	-35.29	27,635,675.36	-19,858.73	8,051,057.21										

GRAND RATEBOOK BALANCE SHEET REPORT
TOWN OF BEACON FALLS
GRAND LIST YEAR 2021

Year: 2006 To 2022, Pay Date: 10/31/2022, Time: 12/02/2022 09:08:50 am All

Page: 2

Conditions:	Recap By Year:	Yes	Recap By	Dist:	No	Act/Susp:	Active,	Cycle:	To	Type:	CITY,	Bill	Type:	14	CODE	T	Page:			
YEAR/TYPE	ACTS	BEGINNING	LAWFUL	INC.	CORRECTIONS	DEC.	COLLECTIBLE	TAXES	00	00,	SUSPENSE	TAXES/BINT	INTEREST	PAID	L+FEES	PAID	TOTAL	OVER	UNCOLLECTED	
		BALANCE										PAID	PAID		PAID		PAID	PAID	PAID	TAXES
MOTOR VEH	4	255.27	0.00	0.00	0.00	0.00	255.27	0.00	0.00	0.00	0.00	108.70	0.00	0.00	0.00	0.00	108.70	-111.10	255.27	
YR: 2013	13	10,038.17	0.00	0.00	0.00	0.00	10,038.17	-1,896.40	0.00	0.00	0.00	278.70	0.00	0.00	0.00	0.00	278.70	-111.10	8,141.77	
REAL ESTAT	12	9,832.60	0.00	0.00	0.00	0.00	9,832.60	-1,948.92	84.54	146.46	24.00	146.46	0.00	0.00	0.00	0.00	255.00	0.00	7,799.14	
PERS PROP	2	0.00	0.00	0.00	0.00	0.00	0.00	0.00	0.00	0.00	0.00	0.00	0.00	0.00	0.00	0.00	0.00	0.00	0.00	
MOTOR VEH	9	-498.94	0.00	0.00	0.00	0.00	-498.94	0.00	0.00	0.00	0.00	0.00	0.00	0.00	0.00	0.00	0.00	-498.94	-498.94	
YR: 2014	23	9,333.66	0.00	0.00	0.00	0.00	9,333.66	-1,948.92	84.54	146.46	24.00	146.46	0.00	0.00	0.00	0.00	255.00	-498.94	7,300.20	
REAL ESTAT	23	14,607.24	0.00	0.00	0.00	0.00	14,607.24	-2,439.22	3,685.68	1,844.90	0.00	1,844.90	0.00	0.00	0.00	0.00	5,530.58	0.00	8,482.34	
PERS PROP	2	0.00	0.00	0.00	0.00	0.00	0.00	0.00	0.00	0.00	0.00	0.00	0.00	0.00	0.00	0.00	0.00	0.00	0.00	
MOTOR VEH	12	-15.54	0.00	0.00	0.00	0.00	-15.54	0.00	0.00	0.00	0.00	0.00	0.00	0.00	0.00	0.00	0.00	-15.54	-15.54	
MVS	2	0.00	0.00	0.00	0.00	0.00	0.00	0.00	0.00	0.00	0.00	0.00	0.00	0.00	0.00	0.00	0.00	0.00	0.00	
YR: 2015	39	14,591.70	0.00	0.00	0.00	0.00	14,591.70	-2,439.22	3,685.68	1,844.90	0.00	1,844.90	0.00	0.00	0.00	0.00	5,530.58	-15.54	8,466.80	
REAL ESTAT	43	27,770.00	0.00	0.00	0.00	0.00	27,770.00	-548.92	27,221.08	-2,031.42	13,982.96	6,501.33	48.00	0.00	0.00	0.00	20,532.29	0.00	11,206.70	
PERS PROP	1	0.00	0.00	0.00	0.00	0.00	0.00	0.00	0.00	0.00	0.00	0.00	0.00	0.00	0.00	0.00	0.00	0.00	0.00	
MOTOR VEH	20	-14.43	0.00	0.00	0.00	0.00	-14.43	0.00	0.00	0.00	0.00	0.00	0.00	0.00	0.00	0.00	0.00	-14.43	-14.43	
MVS	7	0.00	0.00	0.00	0.00	0.00	0.00	0.00	0.00	0.00	0.00	0.00	0.00	0.00	0.00	0.00	0.00	0.00	0.00	
YR: 2016	71	27,755.57	0.00	0.00	0.00	0.00	27,206.65	-2,031.42	13,982.96	6,501.33	48.00	6,501.33	0.00	0.00	0.00	0.00	20,532.29	-14.43	11,192.27	
REAL ESTAT	52	44,581.82	0.00	0.00	0.00	0.00	44,032.90	-1,809.38	28,719.95	15,767.35	222.75	44,710.05	0.00	0.00	0.00	0.00	44,710.05	0.00	13,503.57	
PERS PROP	6	14,578.63	0.00	0.00	0.00	0.00	14,578.63	-12,687.09	1,891.54	1,041.63	0.00	1,041.63	0.00	0.00	0.00	0.00	2,933.17	0.00	0.00	
MOTOR VEH	66	16,735.79	0.00	0.00	0.00	0.00	16,735.79	-13,822.82	3,019.81	1,949.67	547.44	5,516.92	0.00	0.00	0.00	0.00	5,516.92	-106.84	-106.84	
MVS	31	5,166.08	0.00	0.00	0.00	0.00	4,769.39	-4,290.92	504.97	434.53	114.83	1,054.33	0.00	0.00	0.00	0.00	1,054.33	-26.50	-26.50	
YR: 2017	155	81,062.32	0.00	0.00	0.00	0.00	80,116.71	-32,610.21	34,136.27	19,193.18	885.02	54,214.47	0.00	0.00	0.00	0.00	54,214.47	-133.34	13,370.23	
REAL ESTAT	62	72,176.47	0.00	0.00	0.00	0.00	71,077.91	-1,130.50	49,040.17	17,535.37	420.00	66,995.54	0.00	0.00	0.00	0.00	66,995.54	-40.16	20,907.24	
PERS PROP	26	11,365.65	0.00	0.00	0.00	0.00	11,365.65	0.00	2,723.41	1,053.31	0.00	3,776.72	0.00	0.00	0.00	0.00	3,776.72	0.00	8,642.24	
MOTOR VEH	261	26,657.84	0.10	0.10	0.10	0.10	25,817.89	0.00	3,680.67	2,188.43	937.17	6,806.27	0.00	0.00	0.00	0.00	6,806.27	-733.35	22,137.22	
MVS	112	7,608.02	65.69	65.69	65.69	65.69	7,046.33	-627.38	-1,041.81	-50.01	-35.29	4,170.29	0.00	0.00	0.00	0.00	4,170.29	0.00	4,576.37	
YR: 2018	461	117,807.98	65.79	65.79	65.79	65.79	115,307.78	-2,565.99	57,914.21	21,893.26	1,941.35	81,748.82	0.00	0.00	0.00	0.00	81,748.82	-773.51	56,263.07	

GRAND RATEBOOK BALANCE SHEET REPORT
TOWN OF BEACON FALLS
GRAND LIST YEAR 2021

Year: 2006 To 2022, Pay Date: 10/31/2022, Time: 12/02/2022 09:08:54 am All
 Conditions: Recap By Year::Yes Recap By Dist::No Act/Susp: Active, Cycle: 00 To 00, Type: CITY, Bill Type: 14 CODE T
 YEAR/TYPER ACTS BEGINNING BALANCE INC. LAMFUL CORRECTIONS DEC. COLLECTIBLE TAXES TAXES/BIINT INTEREST PAID LFEES PAID TOTAL PAID OVER PAID UNCOLLECTED TAXES
 Page: 3

REAL ESTAT	PERS PROP	MOTOR VEH	MVS	YR: 2019	REAL ESTAT	PERS PROP	MOTOR VEH	MVS	YR: 2020	REAL ESTAT	PERS PROP	MOTOR VEH	MVS	YR: 2021	Grand Total
2,749	273	5,940	915	9,877	2,772	273	5,801	1,198	10,044	2,795	270	5,919	8,984	8,984	29,760
137,084.94	17,278.05	53,647.59	25,174.93	233,185.51	14,456,424.86	1,147,788.37	1,811,888.34	288,904.57	17,705,006.14	14,577,472.02	889,662.42	1,878,921.79	17,345,056.23	17,345,056.23	35,602,631.92
2.47	3.62	1,044.33	607.17	1,657.59	23,934.54	1,881.12	11,394.96	538.76	37,749.38	16,302.68	0.00	5,850.45	22,153.13	22,153.13	61,625.89
-1,098.56	0.00	-5,038.24	-2,121.37	-8,258.17	-7,421.90	-3,823.32	-35,950.36	-3,364.48	-50,560.06	-651.98	0.00	-29,391.83	-30,043.81	-30,043.81	-92,922.56
135,988.85	17,281.67	49,653.68	23,660.73	226,584.93	14,472,937.50	1,145,846.17	1,787,332.94	286,078.85	17,692,195.46	14,593,122.72	888,662.42	1,855,380.41	17,337,165.55	17,337,165.55	35,571,335.25
REFUND	***REFUND***	***REFUND***	***REFUND***	***REFUND***	***REFUND***	***REFUND***	***REFUND***	***REFUND***	***REFUND***	***REFUND***	***REFUND***	***REFUND***	***REFUND***	***REFUND***	***REFUND***
-535.28	0.00	0.00	0.00	-535.28	0.00	0.00	0.00	0.00	0.00	0.00	0.00	0.00	0.00	0.00	-49,392.01
82,716.99	5,672.60	24,010.98	16,752.25	129,152.82	14,331,899.90	1,133,604.91	1,730,115.77	263,125.90	17,458,746.48	7,514,392.66	524,669.35	1,633,277.02	9,672,339.03	9,672,339.03	27,370,041.99
-549.64	1,103.19	-3,450.78	-836.29	-4,836.71	-4,702.84	-13,649.66	-13,093.87	-506.44	-31,952.81	-4,702.84	-13,649.66	-2,532.35	-2,532.35	-2,532.35	-41,475.01
20,092.64	18.00	7,692.19	2,989.76	31,877.78	32,636.29	1,346.12	22,119.94	3,989.42	60,091.77	5,655.87	336.68	7,676.69	13,669.24	13,669.24	155,496.62
0.00	0.00	0.00	0.00	-21.16	0.00	0.00	0.00	0.00	0.00	40.00	0.00	20.00	60.00	60.00	-145.69
882.00	18.00	2,452.94	170.71	3,523.65	494.00	20.00	20.00	20.00	554.00	7,520,088.53	525,006.03	1,640,973.71	9,686,068.27	9,686,068.27	27,532,574.63
103,691.63	6,793.79	34,156.11	19,912.72	164,554.25	14,365,030.19	1,134,971.03	1,752,255.71	267,135.32	17,519,392.25	7,520,088.53	525,006.03	1,640,973.71	9,686,068.27	9,686,068.27	27,532,574.63
-1,460.07	0.00	-663.99	-63.64	-2,187.70	-12,539.08	0.00	-1,228.69	0.00	-13,767.77	-27.00	0.00	-2,951.13	-2,978.13	-2,978.13	-20,508.32
52,736.58	11,609.07	25,642.70	6,908.48	96,896.83	141,037.60	12,241.26	57,217.17	22,952.95	233,448.98	7,078,730.06	363,993.07	222,103.39	7,664,826.52	7,664,826.52	8,151,901.25

**CASH REPORT
TOWN OF BEACON FALLS**

MONTHLY REPORT BY BILLING YEAR
Condition: Year From: 2006 TO 2022
CASH: CITY District: Date: 12/02/2022 Pay Date: 11/01/2022 To 11/30/2022 Time: 09:09:52 Page: 1
Recap Option: Year Type S-D All Term# Total Only: NO Bill Type: 14 CODE T Susp/Credit: ALL Cycle #: 00 TO 00
BILL # Gross CITY INTEREST Exempt LIEN Net FEES Tax BINT TOTAL DATE PAID K TP OVR BATCH TRANS# TERM# NAME

2011-3-0055158	Y	76.82	142.88	0.00	0.00	0.00	0.00	219.70	11/07/2022	#T P	D	87	4	56	TATRO EDWAR
2011-3-0055574	Y	0.81	129.63	0.00	0.00	0.00	0.00	130.44	11/02/2022	#T P	P	86	1	56	WHITAKER JA
2011-3-0055574	Y	130.44	0.00	0.00	0.00	0.00	0.00	130.44	11/28/2022	#T P	P	89	1	56	WHITAKER JA
TOT MOTOR VEH		208.07	272.51	0.00	0.00	0.00	0.00	480.58							
TOT YR 2011		208.07	272.51	0.00	0.00	0.00	0.00	480.58							
2012-3-0055138	Y	72.09	121.11	0.00	0.00	0.00	0.00	193.20	11/07/2022	#T P	P	87	3	56	TATRO EDWAR
TOT MOTOR VEH		72.09	121.11	0.00	0.00	0.00	0.00	193.20							
TOT YR 2012		72.09	121.11	0.00	0.00	0.00	0.00	193.20							
2013-1-0002078		0.00	85.00	0.00	0.00	0.00	0.00	85.00	11/30/2022	#T P	D	2611	1	2	STEBAR JOHN
TOT REAL ESTATE		0.00	85.00	0.00	0.00	0.00	0.00	85.00							
TOT YR 2013		0.00	85.00	0.00	0.00	0.00	0.00	85.00							
2014-3-0054441	Y	18.90	24.95	0.00	0.00	0.00	0.00	43.85	11/15/2022	#T P	D	88	2	56	RONGA DUSTY
2014-3-0054561	Y	0.00	0.00	0.00	0.00	0.00	0.00	79.85	11/22/2022	#T P	D	1701	1	90	TS SANTILLO TI
TOT MOTOR VEH		18.90	24.95	0.00	0.00	0.00	0.00	123.70							
TOT YR 2014		18.90	24.95	0.00	0.00	0.00	0.00	123.70							
2017-3-0052718	Y	339.26	269.71	0.00	0.00	0.00	0.00	608.97	11/28/2022	#T P	P	89	2	56	KENNY BRIAN
TOT MOTOR VEH		339.26	269.71	0.00	0.00	0.00	0.00	608.97							
TOT YR 2017		339.26	269.71	0.00	0.00	0.00	0.00	608.97							
2018-3-0054307		86.16	52.99	0.00	0.00	0.00	0.00	160.02	11/03/2022	#T P	P	1684	3	90	TS QUINONES ED
TOT MOTOR VEH		86.16	52.99	0.00	0.00	0.00	0.00	160.02							
TOT YR 2018		86.16	52.99	0.00	0.00	0.00	0.00	160.02							
2019-3-0050076		118.11	49.61	0.00	0.00	0.00	0.00	167.72	11/15/2022	#T P	P	88	3	56	ADAMAITIS J
2019-3-0050651		320.95	139.61	0.00	0.00	0.00	0.00	529.64	11/21/2022	#T P	P	2030	9	3	TS BROWN KEVIN
2019-3-0053151		162.27	68.15	0.00	0.00	0.00	0.00	230.42	11/07/2022	#T P	P	87	2	56	LIZARDI VIC
2019-3-0053152		162.27	68.15	0.00	0.00	0.00	0.00	230.42	11/07/2022	#T P	P	87	1	1	LIZARDI VIC
2019-3-0053264		80.42	34.98	0.00	0.00	0.00	0.00	132.71	11/16/2022	#T P	P	1695	1	90	TS MALEERBA JOS
2019-3-0053358		643.33	77.20	0.00	0.00	0.00	0.00	828.61	11/10/2022	#T P	P	1689	1	1	TS MATHEJER TAY
2019-3-0055051		387.00	162.55	0.00	0.00	0.00	0.00	549.55	11/15/2022	#T P	I	88	1	56	SPIERS EDWA
TOT MOTOR VEH		1,874.35	600.25	0.00	0.00	0.00	0.00	2,669.07							
2019-4-0080470		81.64	28.17	0.00	0.00	0.00	0.00	126.28	11/16/2022	#T P	P	1695	2	90	TS MALEERBA JOS
TOT MVS		81.64	28.17	0.00	0.00	0.00	0.00	126.28							
TOT YR 2019		1,955.99	628.42	0.00	0.00	0.00	0.00	2,795.35							
2020-1-0000798		3,756.24	493.76	0.00	0.00	0.00	0.00	4,250.00	11/08/2022	#T P	P	2604	2	2	DIWATO HOLD
2020-1-0002045		81.66	3.34	0.00	0.00	0.00	0.00	85.00	11/30/2022	#T P	P	2611	2	2	ROBERTS BYR
TOT REAL ESTATE		3,837.90	497.10	0.00	0.00	0.00	0.00	4,335.00							

**CASH REPORT
TOWN OF BEACON FALLS**

MONTHLY REPORT BY BILLING YEAR
Condition: Year From: 2006 TO 2022
CASH: CITY
Receipt Option: Year Type S-D
DATE: 12/02/2022
Pay Date: 11/01/2022 To 11/30/2022
Time: 09:09:57
Page: 3
Cycle #: 00 TO 00

BILL #	Year	Type	CITY	Gross	INTEREST	LIEN	FEES	Tax	BINT	TOTAL	DATE PAID	K	TP	OVR	BATCH	TRANS#	TERM#	NAME
					Exempt	Net												
2021-2-0040033			373.69		28.03	0.00	0.00	0.00	0.00	401.72	11/07/2022	#	P		1688	2	90	BEACON FALL
2021-2-0040057			343.40		0.00	0.00	0.00	0.00	0.00	343.40	11/22/2022	#	P		1688	7	90	AUBIN PATRI
2021-2-0040206			58.04		0.00	0.00	0.00	0.00	0.00	58.04	11/07/2022	#	P		1686	4	90	BAEZ JANET
2021-2-0040211			2.74		0.08	0.00	0.00	0.00	0.00	2.82	11/16/2022	#	P		1698	3	90	BAKER RAYMO
2021-2-0040230			84.93		6.37	0.00	0.00	0.00	0.00	91.30	11/09/2022	#	P		1698	4	90	BAKER RAYMO
2021-2-0040266			86.06		6.45	0.00	0.00	0.00	0.00	92.51	11/14/2022	#	P		2028	8	90	STUDIO E.Y.
2021-2-0040267			29.73		2.23	0.00	0.00	0.00	0.00	31.96	11/14/2022	#	P		1690	3	90	WJ ELECTRIC
										1,021.75								WOOD WISE C
TOT PRRS PROP			978.59		43.16	0.00	0.00	0.00	0.00									
2021-3-0050196			135.32		10.15	0.00	0.00	0.00	0.00	145.47	11/09/2022	#	P		1688	7	90	AUBIN PATRI
2021-3-0050220			75.30		5.65	0.00	0.00	0.00	0.00	80.95	11/07/2022	#	P		1688	4	90	BAEZ JANET
2021-3-0050239			50.67		3.80	0.00	0.00	0.00	0.00	54.47	11/21/2022	#	P		1698	3	90	BAKER RAYMO
2021-3-0050240			198.17		14.86	0.00	0.00	0.00	0.00	213.03	11/21/2022	#	P		1698	4	90	BAKER RAYMO
2021-3-0050241			433.43		32.51	0.00	0.00	0.00	0.00	465.94	11/21/2022	#	P		1698	5	90	BAKER RAYMO
2021-3-0050309			1,038.41		77.88	0.00	0.00	0.00	0.00	1,116.29	11/03/2022	#	P		1684	2	90	BAKER RAYMO
2021-3-0050314			49.54		3.72	0.00	0.00	0.00	0.00	53.26	11/03/2022	#	P		1684	2	90	BATTIS ERIC
2021-3-0050515			50.00		5.58	0.00	0.00	0.00	0.00	50.00	11/14/2022	#	P		2028	5	90	BAVUSIK BRY
2021-3-0050583			215.37		34.63	0.00	0.00	0.00	0.00	250.00	11/21/2022	#	P		2030	8	90	BOURQUE ERI
2021-3-0050864			48.34		1.66	0.00	0.00	0.00	0.00	50.00	11/02/2022	#	P		1698	6	90	BOURQUE ERI
2021-3-0050948			62.30		0.00	0.00	0.00	0.00	0.00	62.30	11/14/2022	#	P		1693	1	90	BREWER KAYC
2021-3-0050949			161.93		12.14	0.00	0.00	0.00	0.00	174.07	11/21/2022	#	P		1700	1	90	CARUSO CAND
2021-3-0050996			681.70		51.13	0.00	0.00	0.00	0.00	732.83	11/21/2022	#	P		1700	1	90	CARUSO CAND
2021-3-0050997			738.61		55.40	0.00	0.00	0.00	0.00	794.01	11/07/2022	#	P		1687	1	90	CHASE CHRIS
2021-3-0051447			175.09		8.17	0.00	0.00	0.00	0.00	183.26	11/04/2022	#	P		2603	1	90	CINA ADRIAN
2021-3-0051460			4.37		0.07	0.00	0.00	0.00	0.00	4.44	11/22/2022	#	P		2602	1	90	CINA RICHAR
2021-3-0051831			235.26		17.64	0.00	0.00	0.00	0.00	252.90	11/13/2022	#	P		1609	2	90	DIXON PHALL
2021-3-0051864			102.48		7.69	0.00	0.00	0.00	0.00	110.17	11/08/2022	#	P		1694	1	90	DIXON PHALL
2021-3-0051926			169.01		12.68	0.00	0.00	0.00	0.00	181.69	11/07/2022	#	P		1686	1	90	FORCIER RIC
2021-3-0051927			413.33		31.00	0.00	0.00	0.00	0.00	444.33	11/07/2022	#	P		1686	1	90	FORCIER RIC
2021-3-0052000			299.80		22.49	0.00	0.00	0.00	0.00	322.29	11/30/2022	#	P		2032	3	90	FRICKE JASO
2021-3-0052178			93.71		7.03	0.00	0.00	0.00	0.00	100.74	11/28/2022	#	P		2610	5	90	FRICKE JASO
2021-3-0052181			114.09		8.56	0.00	0.00	0.00	0.00	122.65	11/28/2022	#	P		2610	4	90	FRICKE JASO
2021-3-0052182			76.72		5.75	0.00	0.00	0.00	0.00	82.47	11/28/2022	#	P		2610	3	90	FRICKE JASO
2021-3-0052547			40.20		3.02	0.00	0.00	0.00	0.00	43.22	11/28/2022	#	P		2610	2	90	FRICKE JASO
2021-3-0052548			337.46		25.31	0.00	0.00	0.00	0.00	362.77	11/24/2022	#	P		1704	2	90	GRUEKREN JI
2021-3-0052549			79.83		5.99	0.00	0.00	0.00	0.00	85.82	11/24/2022	#	P		1704	1	90	GRUEKREN JI
2021-3-0052550			143.25		10.74	0.00	0.00	0.00	0.00	153.99	11/24/2022	#	P		1704	1	90	GRUEKREN JI
2021-3-0052551			50.96		3.82	0.00	0.00	0.00	0.00	54.78	11/24/2022	#	P		1704	4	90	GRUEKREN JI
2021-3-0052558			187.70		14.08	0.00	0.00	0.00	0.00	201.78	11/24/2022	#	P		1704	5	90	GRUEKREN JI
2021-3-0052593			334.34		25.08	0.00	0.00	0.00	0.00	359.42	11/17/2022	#	P		2607	2	90	GRUEKREN JI
2021-3-0052599			752.20		56.42	0.00	0.00	0.00	0.00	808.62	11/23/2022	#	P		1703	2	90	GRUEKREN JI
2021-3-0052760			796.64		59.75	0.00	0.00	0.00	0.00	856.39	11/23/2022	#	P		1703	3	90	GRUEKREN JI
2021-3-0052793			326.13		24.46	0.00	0.00	0.00	0.00	350.59	11/18/2022	#	P		1694	1	90	GRUEKREN JI
2021-3-0053003			370.58		27.79	0.00	0.00	0.00	0.00	398.37	11/15/2022	#	P		1694	5	90	GRUEKREN JI
2021-3-0053064			55.77		4.18	0.00	0.00	0.00	0.00	59.95	11/15/2022	#	P		1688	3	90	GRUEKREN JI
2021-3-0053102			373.69		28.03	0.00	0.00	0.00	0.00	401.72	11/28/2022	#	P		1706	3	90	GRUEKREN JI
2021-3-0053373			308.58		23.14	0.00	0.00	0.00	0.00	331.72	11/21/2022	#	P		1698	2	90	GRUEKREN JI
2021-3-0053553			346.51		25.99	0.00	0.00	0.00	0.00	372.50	11/23/2022	#	P		1703	2	90	GRUEKREN JI
2021-3-0053554			22.51		2.00	0.00	0.00	0.00	0.00	24.51	11/07/2022	#	P		1687	1	90	GRUEKREN JI
2021-3-0053642			601.30		43.10	0.00	0.00	0.00	0.00	646.40	11/07/2022	#	P		1687	2	90	GRUEKREN JI
2021-3-0054059			467.68		35.08	0.00	0.00	0.00	0.00	502.76	11/08/2022	#	P		1687	3	90	GRUEKREN JI
2021-3-0054087			280.84		21.06	0.00	0.00	0.00	0.00	301.90	11/14/2022	#	P		2604	1	90	GRUEKREN JI
2021-3-0054098			134.19		10.06	0.00	0.00	0.00	0.00	144.25	11/16/2022	#	P		2605	3	90	GRUEKREN JI
2021-3-0054099			156.55		11.74	0.00	0.00	0.00	0.00	168.29	11/23/2022	#	P		1702	3	90	GRUEKREN JI
2021-3-0054099			200.72		15.05	0.00	0.00	0.00	0.00	215.77	11/14/2022	#	P		1693	2	90	GRUEKREN JI

**CASH REPORT
TOWN OF BEACON FALLS**

MONTHLY REPORT BY BILLING YEAR **CASH: CITY** **Date: 12/02/2022** **Pay Date: 11/01/2022 To 11/30/2022** **Time: 09:10:00** **Page: 4**
Condition: Year From: 2006 TO 2022 **District:** **All Term#** **Total Only: NO** **Bill Type: 14 CODE T** **Susp/Credit: ALL** **Cycle #: 00 TO 00**
Recap Option: Year Type **S-D** **CITY** **INTEREST** **LIEN** **FEES** **Tax** **BINT** **TOTAL** **DATE PAID** **K** **TP** **OVR** **BATCH** **TRANS#** **TERM#** **NAME**
BILL # **Gross** **Exempt** **Net** **Net** **Net** **Net** **Net** **Net** **Net** **Net** **Net** **Net** **Net** **Net** **Net** **Net**

BILL #	Year Type	CITY	INTEREST	LIEN	FEES	Tax	BINT	TOTAL	DATE PAID	K	TP	OVR	BATCH	TRANS#	TERM#	NAME
2021-3-0054164		213.17	15.99	0.00	0.00	0.00	0.00	229.16	11/01/2022	#T	P		2601	2	PISCATELLO	
2021-3-0054219		2.33	0.04	0.00	0.00	0.00	0.00	2.37	11/21/2022	#T	P		2030	3	POPE BROOKE	
2021-3-0054418		113.52	8.51	0.00	0.00	0.00	0.00	122.03	11/14/2022	#T	P		1691	2	REYNOLDS LI	
2021-3-0054876		14.16	2.00	0.00	0.00	0.00	0.00	16.16	11/14/2022	#T	P		1692	1	STIMOS JOHN	
2021-3-0054889		76.44	5.73	0.00	0.00	0.00	0.00	82.17	11/17/2022	#T	P		1696	1	SISTI SANDR	
2021-3-0055082		3.51	0.05	0.00	0.00	0.00	0.00	3.56	11/21/2022	#T	P		2030	2	STARZMAN CO	
2021-3-0055083		5.32	0.08	0.00	0.00	0.00	0.00	5.40	11/21/2022	#T	P		2030	3	STARZMAN CO	
2021-3-0055229		1,112.87	83.47	0.00	0.00	0.00	0.00	1,196.34	11/14/2022	#T	P		1692	2	TEIXEIRA AM	
2021-3-0055503		182.58	14.42	0.00	0.00	0.00	0.00	200.00	11/21/2022	#T	P	P	2030	2	VALENTINO S	
2021-3-0055579		225.35	16.90	0.00	0.00	0.00	0.00	242.25	11/14/2022	#T	P		1691	1	VOIAGE WILL	
2021-3-0055602		139.85	10.49	0.00	0.00	0.00	0.00	150.34	11/21/2022	#T	P		1699	1	YGGODER ALE	
2021-3-0055604		642.64	48.20	0.00	0.00	0.00	0.00	690.84	11/21/2022	#T	P		1699	2	YGGODER ALE	
2021-3-0055605		128.81	9.66	0.00	0.00	0.00	0.00	138.47	11/21/2022	#T	P		1699	3	YGGODER ALE	
2021-3-0055606		504.77	37.86	0.00	0.00	0.00	0.00	542.63	11/21/2022	#T	P		1699	4	YGGODER ALE	
2021-3-0055607		14.44	2.00	0.00	0.00	0.00	0.00	16.44	11/21/2022	#T	P		1699	5	YGGODER ALE	
2021-3-0055621		134.19	10.06	0.00	0.00	0.00	0.00	144.25	11/21/2022	#T	P		1699	6	YGGODER ALE	
2021-3-0055629		143.81	10.79	0.00	0.00	0.00	0.00	154.60	11/28/2022	#T	P		1706	3	WALKER KEND	
2021-3-0055726		453.24	33.99	0.00	0.00	0.00	0.00	487.23	11/30/2022	#T	P		2032	6	WEINSTEIN R	
2021-3-0055770		492.03	36.90	0.00	0.00	0.00	0.00	528.93	11/23/2022	#T	P		1703	3	WILSON LAUR	
2021-3-0055825		557.42	41.81	0.00	0.00	0.00	0.00	599.23	11/14/2022	#T	P		1690	4	WOOD WISE C	
2021-3-0055826		108.99	8.17	0.00	0.00	0.00	0.00	117.16	11/09/2022	#T	P		1688	2	ZACHARY DAV	
2021-3-0055881		762.95	57.22	0.00	0.00	0.00	0.00	820.17	11/09/2022	#T	P		1688	5	ZACHARY DAV	
2021-3-0055886		309.15	23.19	0.00	0.00	0.00	0.00	352.34	11/07/2022	#T	P		1686	6	ZACHARY DAV	
2021-3-0055887		73.89	5.54	0.00	0.00	0.00	0.00	79.43	11/15/2022	#T	P		1694	3	ZUJLO THERE	
2021-3-0055887		330.09	24.76	0.00	0.00	0.00	0.00	354.85	11/15/2022	#T	P		1694	4	ZUJLO THERE	
TOT MOTOR VEH		19,314.05	1,456.64	0.00	0.00	0.00	0.00	20,790.69								
TOT YR 2021		92,588.52	2,146.47	0.00	0.00	0.00	0.00	94,754.99								
TOT CUR/YR COLL.		92,588.52	2,146.47	0.00	0.00	0.00	0.00	94,754.99								
TOT BACK/YR COLL.		9,096.58	2,658.02	0.00	0.00	0.00	0.00	12,066.26								
TOT ACTIVE		101,046.78	4,116.21	0.00	0.00	0.00	0.00	105,414.80								
TOT SUSPENSE		638.32	688.28	0.00	0.00	0.00	0.00	1,406.45								
GRAND TOTAL		101,685.10	4,804.49	0.00	0.00	0.00	0.00	106,821.25								
CITY	CURRENT:		94,754.99	BACK :		12,066.26										

RECEIPT TOTAL 106,821.25
CASH TOTAL 3,754.22
CHANGE TOTAL 81.25

CASH BALANCE 3,672.97
CHECK TOTAL 64,737.88
CREDIT TOTAL 38,410.40
DEPOSIT TOTAL 68,410.85 *** (EXCLUDE CREDIT CARD)

DEPOSIT TOTAL 106,821.25

**ADJUSTMENT REPORT
TOWN OF BEACON FALLS**

MONTHLY REPORT BY ADJUSTMENT CODE CASH: CITY Date: 12/02/2022 Pay Date: 11/01/2022 To 11/30/2022 Time: 09:10:02 Page: 1
 Condition: Year From: 2006 TO 2022 District: All Term# Bill Type: 14 CODE T Susp/Credit: ALL Cycle #: 00 TO 00
 BILL # S-D ADJ ASSM EXEMP CODE COC DATE-PAID MON TP OVR BATCH TRANS# TERM# NAME PLAN

2021-03-0050897	-477.02	-16950	0	32	09388M	11/28/2022	NOV A		9999	1	99	ASS CCAP AUTO L	
2021-03-0051662	-451.83	-15960	0	32	09386M	11/10/2022	NOV A		9999	1	99	ASS ENTERPRISE	
2021-03-0052089	-72.96	-2577	0	32	09382M	11/02/2022	NOV A		9999	1	99	ASS GONCALVES D	
2021-03-0052179	-58.03	-2050	0	32	09389M	11/28/2022	NOV A		9999	1	99	ASS GROEKEN JI	
2021-03-0053555	-253.66	-8960	0	32	09383M	11/07/2022	NOV A		9999	1	99	ASS MOHLER TREN	
2021-03-0053775	-436.54	-15420	0	32	09384M	11/08/2022	NOV A		9999	1	99	ASS NISSAN INFI	
2021-03-0053790	-185.43	-6550	0	32	09385M	11/08/2022	NOV A		9999	1	99	ASS NISSAN INFI	
2021-03-0054163	-67.38	-2380	0	32	09381M	11/01/2022	NOV A		9999	1	99	ASS PISCATELLO	
2021-03-0055368	-40.69	-1437	0	32	09387M	11/10/2022	NOV A		9999	1	99	ASS TOYOTA LEAS	

TOT M/V -2,043.54 -2,043.54 0 0

TOT YR 2021 -2,043.54 -2,043.54 0 0

32-MOTOR VEHICLE DEC -2,043.54 -72184 0 0

TOT CUR/YR COLL. -2,043.54 -72184 0 0

TOT ACTIVE ONLY -2,043.54 -72184 0 0

GRAND TOTAL -2,043.54 -72184 0 0

**GRAND RATEBOOK BALANCE SHEET REPORT
TOWN OF BEACON FALLS
GRAND LIST YEAR 2021**

Year: 2006 To 2022, Pay Date: 10/31/2022, Time: 12/05/2022 11:27:04 am

All

Page: 1

Conditions: Recap By Year: Yrs Recap By Dist: No Act/Susp: Active, Cycle: 00 To 00, Type: CITY, Bill Type: 05 ASSM	YR: YR/TYPE	ACTS	BEGINNING BALANCE	LAWFUL CORRECTIONS INC.	DEC. COLLECTABLE	TAXES CURRENT SUSPENSE	TAXES/BINT PAID	INTEREST PAID	L+FEES PAID	TOTAL PAID	OVER PAID	UNCOLLECTED TAXES
ASSM	YR: 2007	1	0.00	0.00	0.00	0.00	0.00	0.00	0.00	0.00	0.00	0.00
ASSM	YR: 2008	13	2,681.53	0.00	2,681.53	0.00	0.00	0.00	0.00	0.00	0.00	2,681.53
ASSM	YR: 2009	19	1,526.52	0.00	1,526.52	0.00	0.00	0.00	0.00	0.00	0.00	1,526.52
ASSM	YR: 2010	15	1,643.66	0.00	1,643.66	0.00	0.00	0.00	0.00	0.00	0.00	1,643.66
ASSM	YR: 2011	19	1,905.41	0.00	1,905.41	0.00	0.00	0.00	0.00	0.00	0.00	1,905.41
ASSM	YR: 2012	21	1,396.57	0.00	1,396.57	0.00	0.00	0.00	0.00	0.00	0.00	1,396.57
ASSM	YR: 2013	19	1,396.57	0.00	1,396.57	0.00	0.00	0.00	0.00	0.00	0.00	1,396.57
ASSM	YR: 2014	27	1,396.57	0.00	1,396.57	0.00	0.00	0.00	0.00	0.00	0.00	1,396.57
ASSM	YR: 2015	24	1,410.06	0.00	1,410.06	0.00	13.49	2.02	0.00	15.51	0.00	1,396.57
ASSM	YR: 2016	17	2,923.09	0.00	2,923.09	0.00	283.89	249.70	0.00	534.49	0.00	2,638.30
ASSM	YR: 2017	24	3,676.04	0.00	3,676.04	0.00	140.47	14.75	0.00	155.22	0.00	3,535.57

GRAND RATEBOOK BALANCE SHEET REPORT
TOWN OF BEACON FALLS
GRAND LIST YEAR 2021

Year: 2006 To 2022, Pay Date: 10/31/2022, Time: 12/05/2022 11:27:28 am

All

Page: 2

Conditions:	Recap By Year:	Yes	Receipt By	Year:	Yes	Time:	12/05/2022	11:27:28 am	Dist:	No	Act/Susp:	Active,	Cycle:	00 To 00,	Type:	CITY, Bill	Type:	05 ASSM	TAXES	TAXES/BINT	INTEREST	L-FEES	TOTAL	OVER	UNCOLLECTED	
YEAR/TYPE	ACTS	BEGINNING	RECEIVED	YEAR	ACTS	INC.	DEC.	COLLECTABLE	SUSPENSE	TAXES/BINT PAID	PAID	PAID	PAID	PAID	PAID	PAID	PAID	PAID	PAID	PAID	PAID	PAID	PAID	PAID	TAXES	
ASSM	29	5,347.24	0.00	0.00	0.00	5,347.24	0.00	0.00	0.00	0.00	139.47	205.31	0.00	0.00	0.00	344.78	0.00	0.00	0.00	0.00	344.78	0.00	5,207.77			
YR: 2018	29	5,347.24	0.00	0.00	0.00	5,347.24	0.00	0.00	0.00	0.00	139.47	205.31	0.00	0.00	0.00	344.78	0.00	0.00	0.00	0.00	344.78	0.00	5,207.77			
ASSM	281	6,614.92	0.00	0.00	0.00	6,614.92	0.00	0.00	0.00	0.00	0.00	0.00	0.00	0.00	0.00	0.00	0.00	0.00	0.00	0.00	0.00	0.00	0.00	6,614.92		
YR: 2019	281	6,614.92	0.00	0.00	0.00	6,614.92	0.00	0.00	0.00	0.00	0.00	0.00	0.00	0.00	0.00	0.00	0.00	0.00	0.00	0.00	0.00	0.00	0.00	6,614.92		
ASSM	269	8,076.70	0.00	0.00	0.00	8,076.70	0.00	0.00	0.00	0.00	7,817.21	153.54	24.00	0.00	0.00	8,342.88	0.00	0.00	0.00	0.00	8,342.88	0.00	7,023.76			
YR: 2020	269	8,076.70	0.00	0.00	0.00	8,076.70	0.00	0.00	0.00	0.00	7,817.21	153.54	24.00	0.00	0.00	8,342.88	0.00	0.00	0.00	0.00	8,342.88	0.00	7,023.76			
ASSM	281	68,693.40	0.00	0.00	0.00	68,693.40	0.00	0.00	0.00	0.00	55,231.84	456.99	96.00	0.00	0.00	73,939.76	0.00	0.00	0.00	0.00	73,939.76	0.00	9,202.96			
YR: 2021	281	68,693.40	0.00	0.00	0.00	68,693.40	0.00	0.00	0.00	0.00	55,231.84	456.99	96.00	0.00	0.00	73,939.76	0.00	0.00	0.00	0.00	73,939.76	0.00	9,202.96			
ASSM	281	66,314.50	0.00	0.00	0.00	66,314.50	0.00	0.00	0.00	0.00	48,168.72	165.16	120.00	0.00	0.00	62,562.98	-72.00	0.00	0.00	0.00	62,562.98	-72.00	14,411.59			
YR: 2022	281	66,314.50	0.00	0.00	0.00	66,314.50	0.00	0.00	0.00	0.00	48,168.72	165.16	120.00	0.00	0.00	62,562.98	-72.00	0.00	0.00	0.00	62,562.98	-72.00	14,411.59			
Grand Total	281	175,002.78	0.00	0.00	0.00	175,002.78	0.00	0.00	0.00	0.00	111,372.63	1,247.47	240.00	0.00	0.00	145,895.62	-72.00	0.00	0.00	0.00	145,895.62	-72.00	61,978.27			

GRAND RATEBOOK BALANCE SHEET REPORT
TOWN OF BEACON FALLS
GRAND LIST YEAR 2021

Year: 2006 To 2022, Pay Date: 11/30/2022, Time: 12/05/2022 11:30:30 am All

Conditions: Recap By Year: Yes Recap By Dist: No Act/Susp: Active, Cycle: 00 To 00, Type: CITY, Bill Type: 05 ASSM

YEAR/TYPER ACTS BEGINNING BALANCE INC. LAMFUDL CORRECTIONS DEC. COLLECTIBLE TAXES/BINT PAID INTEREST PAID L+FEES PAID TOTAL PAID OVER PAID UNCOLLECTED TAXES

ASSM	29	5,347.24	0.00	0.00	5,347.24	0.00	0.00	139.47	205.31	0.00	0.00	344.78	0.00	5,207.77
YR: 2018	29	5,347.24	0.00	0.00	5,347.24	0.00	0.00	139.47	205.31	0.00	0.00	344.78	0.00	5,207.77

ASSM	281	6,614.92	0.00	0.00	6,614.92	0.00	0.00	0.00	0.00	0.00	0.00	0.00	0.00	6,614.92
YR: 2019	281	6,614.92	0.00	0.00	6,614.92	0.00	0.00	0.00	0.00	0.00	0.00	0.00	0.00	6,614.92

ASSM	269	8,076.70	0.00	0.00	8,076.70	0.00	0.00	7,817.21	153.54	24.00	0.00	8,342.88	0.00	7,023.76
YR: 2020	269	8,076.70	0.00	0.00	8,076.70	0.00	0.00	7,817.21	153.54	24.00	0.00	8,342.88	0.00	7,023.76

ASSM	281	68,693.40	0.00	0.00	68,693.40	0.00	0.00	55,231.84	456.99	96.00	0.00	73,939.76	0.00	9,202.96
YR: 2021	281	68,693.40	0.00	0.00	68,693.40	0.00	0.00	55,231.84	456.99	96.00	0.00	73,939.76	0.00	9,202.96

ASSM	281	66,314.50	0.00	0.00	66,314.50	0.00	0.00	48,917.40	192.68	120.00	0.00	63,630.14	-72.00	13,371.95
YR: 2022	281	66,314.50	0.00	0.00	66,314.50	0.00	0.00	48,917.40	192.68	120.00	0.00	63,630.14	-72.00	13,371.95

Grand Total	281	175,002.78	0.00	0.00	175,002.78	0.00	0.00	112,267.95	1,278.35	240.00	0.00	147,112.78	-72.00	60,791.99
-------------	-----	------------	------	------	------------	------	------	------------	----------	--------	------	------------	--------	-----------

**CASH REPORT
TOWN OF BEACON FALLS**

MONTHLY REPORT BY BILLING YEAR
 Condition: Year From: 2006 TO 2022
 Recap Option: Year Type S-D CITY Gross INTEREST Exempt LIEN Net FEES Tax BINT TOTAL DATE PAID K TP OVR BATCH TRANS# TERM# NAME
 CASH: CITY District: Date: 12/05/2022 Pay Date: 11/01/2022 To 11/30/2022 Time: 11:33:03 Page: 1
 All Term# Total Only: NO Bill Type: 05 ASSM Susp/Credit: ALL Cycle #: 00 TO 00

2016-5-0008266	01	146.64	3.36	0.00	0.00	0.00	0.00	0.00	0.00	150.00	11/07/2022	P	1	D	1326	1	20	WARNER ROBE
TOT ASSM		146.64	3.36	0.00	0.00	0.00	0.00	0.00	0.00	150.00								
TOT YR 2016		146.64	3.36	0.00	0.00	0.00	0.00	0.00	0.00	150.00								
2022-5-0008053	01	11.03	0.17	0.00	0.00	0.00	0.00	0.00	0.00	11.20	11/10/2022	P	1		1328	1	20	ARMSTRONG G
2022-5-0008076	01	367.72	11.03	0.00	0.00	0.00	0.00	0.00	0.00	519.87	11/02/2022	P	1		1325	1	20	ALFIERE JOS
2022-5-0008100	01	359.00	16.16	0.00	0.00	0.00	0.00	0.00	0.00	525.00	11/23/2022	P	1		1330	1	20	RUFF TRENT
2022-5-0008199	01	10.93	0.16	0.00	0.00	0.00	0.00	0.00	0.00	11.09	11/01/2022	P	1		1324	1	20	CONTE JONAT
TOT ASSM		748.68	27.52	0.00	0.00	0.00	0.00	0.00	0.00	290.96								
TOT YR 2022		748.68	27.52	0.00	0.00	0.00	0.00	0.00	0.00	290.96								
TOT CUR/YR COLL.		748.68	27.52	0.00	0.00	0.00	0.00	0.00	0.00	290.96								
TOT BACK/YR COLL.		146.64	3.36	0.00	0.00	0.00	0.00	0.00	0.00	150.00								
TOT ACTIVE		895.32	30.88	0.00	0.00	0.00	0.00	0.00	0.00	290.96								
GRAND TOTAL		895.32	30.88	0.00	0.00	0.00	0.00	0.00	0.00	290.96								
CITY	CURRENT:	1,067.16		BACK :		150.00				1,217.16								
RECEIPT TOTAL		1,217.16																
CASH TOTAL		536.09																
CHANGE TOTAL		0.00																
CASH BALANCE		536.09																
CHECK TOTAL		681.07																
CREDIT TOTAL		0.00																
DEPOSIT TOTAL		1,217.16		***														
DEPOSIT TOTAL		1,217.16																

*** (EXCLUDE CREDIT CARD)

GRAND RATEBOOK BALANCE SHEET REPORT
TOWN OF BEACON FALLS
GRAND LIST YEAR 2021

Year: 2006 To 2022, Pay Date: 10/31/2022, Time: 12/05/2022 11:33:48 am

All

Conditions: Recap By Year: Yes Recap By Dist: No Act/Susp: Active, Cycle: 00 To 00, Type: **CITY, Bill Type: 07 WATER**

YEAR/TYPER ACTIS BEGINNING BALANCE INC. LAWFUL CORRECTIONS DEC. COLLECTABLE CURRENT SUSPENSE TAXES/BIINT PAID INTEREST PAID I-FEES PAID TOTAL PAID OVER PAID UNCOLLECTED TAXES

WATER 2 0.00 0.00 0.00 0.00 0.00 0.00 0.00 0.00 0.00 0.00 0.00 0.00 0.00

YR: 2007 2 0.00 0.00 0.00 0.00 0.00 0.00 0.00 0.00 0.00 0.00 0.00 0.00 0.00

WATER 186 3,970.72 0.00 0.00 0.00 3,970.72 0.00 0.00 0.00 0.00 0.00 0.00 0.00 3,970.72

YR: 2008 186 3,970.72 0.00 0.00 0.00 3,970.72 0.00 0.00 0.00 0.00 0.00 0.00 0.00 3,970.72

WATER 185 916.32 0.00 0.00 0.00 916.32 0.00 0.00 0.00 0.00 0.00 0.00 0.00 916.32

YR: 2009 185 916.32 0.00 0.00 0.00 916.32 0.00 0.00 0.00 0.00 0.00 0.00 0.00 916.32

WATER 187 916.32 0.00 0.00 0.00 916.32 0.00 0.00 0.00 0.00 0.00 0.00 0.00 916.32

YR: 2010 187 916.32 0.00 0.00 0.00 916.32 0.00 0.00 0.00 0.00 0.00 0.00 0.00 916.32

WATER 187 1,118.60 0.00 0.00 0.00 1,118.60 0.00 0.00 0.00 0.00 0.00 0.00 0.00 1,118.60

YR: 2011 187 1,118.60 0.00 0.00 0.00 1,118.60 0.00 0.00 0.00 0.00 0.00 0.00 0.00 1,118.60

WATER 187 1,221.76 0.00 0.00 0.00 1,221.76 0.00 0.00 0.00 0.00 0.00 0.00 0.00 1,221.76

YR: 2012 187 1,221.76 0.00 0.00 0.00 1,221.76 0.00 0.00 0.00 0.00 0.00 0.00 0.00 1,221.76

WATER 187 1,221.76 0.00 0.00 0.00 1,221.76 0.00 0.00 0.00 0.00 0.00 0.00 0.00 1,221.76

YR: 2013 187 1,221.76 0.00 0.00 0.00 1,221.76 0.00 0.00 0.00 0.00 0.00 0.00 0.00 1,221.76

WATER 187 1,494.16 0.00 0.00 0.00 1,494.16 0.00 0.00 0.00 0.00 0.00 0.00 0.00 1,494.16

YR: 2014 187 1,494.16 0.00 0.00 0.00 1,494.16 0.00 0.00 0.00 0.00 0.00 0.00 0.00 1,494.16

WATER 187 1,527.20 0.00 0.00 0.00 1,527.20 0.00 0.00 0.00 0.00 0.00 0.00 0.00 1,527.20

YR: 2015 187 1,527.20 0.00 0.00 0.00 1,527.20 0.00 0.00 0.00 0.00 0.00 0.00 0.00 1,527.20

WATER 187 1,832.64 0.00 0.00 0.00 1,832.64 0.00 0.00 0.00 0.00 0.00 0.00 0.00 1,832.64

YR: 2016 187 1,832.64 0.00 0.00 0.00 1,832.64 0.00 0.00 0.00 0.00 0.00 0.00 0.00 1,832.64

WATER 187 1,832.64 0.00 0.00 0.00 1,832.64 0.00 0.00 0.00 0.00 0.00 0.00 0.00 1,832.64

YR: 2017 187 1,832.64 0.00 0.00 0.00 1,832.64 0.00 0.00 0.00 0.00 0.00 0.00 0.00 1,832.64

GRAND RATEBOOK BALANCE SHEET REPORT
TOWN OF BEACON FALLS
GRAND LIST YEAR 2021

Year: 2006 To 2022, Pay Date: 11/30/2022, Time: 12/05/2022 11:42:37 am All
 Conditions: Recap By Year: Yes Recap By Dist: No Act/Susp: Active, Cycle: 00 To 00, Type: CITY, Bill Type: 07 WATER
 YEAR/TYPE ACTS BEGINNING BALANCE INC. LAMFUL CORRECTIONS DEC. COLLECTABLE SUSPENSE TAXES/BIINT PAID INTEREST PAID L+FEES PAID TOTAL PAID OVER PAID UNCOLLECTED TAXES

174.78

WATER	187	1,832.64	0.00	0.00	133.27	77.96	0.00	383.40	0.00	1,527.20
YR: 2018	187	1,832.64	0.00	0.00	172.17	77.96	0.00	383.40	0.00	1,527.20

WATER	188	2,443.52	0.00	0.00	294.44	126.50	0.00	737.38	0.00	1,832.64
YR: 2019	188	2,443.52	0.00	0.00	316.44	126.50	0.00	737.38	0.00	1,832.64

WATER	187	3,359.84	0.00	0.00	627.46	143.44	0.00	1,365.20	0.00	2,138.08
YR: 2020	187	3,359.84	0.00	0.00	594.30	143.44	0.00	1,365.20	0.00	2,138.08

WATER	187	18,631.84	0.00	0.00	21,251.11	134.03	120.00	28,047.52	0.00	2,443.52
YR: 2021	187	18,631.84	0.00	0.00	6,542.38	134.03	120.00	28,047.52	0.00	2,443.52
PAY OFF PRINC										
					11,605.17					

WATER	187	16,809.67	119.78	0.00	16,929.45	44.45	96.00	21,178.83	-48.01	4,890.35
YR: 2022	187	16,809.67	119.78	0.00	4,555.11	44.45	96.00	21,178.83	-48.01	4,890.35
PAY OFF PRINC										
					9,119.06					

Grand Total	188	59,129.63	119.78	0.00	59,249.41	737.68	216.00	52,534.51	-48.01	28,273.03
PAY OFF PRINC										
					20,724.23					

**CASH REPORT
TOWN OF BEACON FALLS**

MONTHLY REPORT BY BILLING YEAR
 Condition: Year From: 2006 TO 2022
 Recap Option: S-D Year Type CITY
 BILL # Gross INTEREST Exempt LIEN Net FEES Tax BINT TOTAL DATE PAID K TP OVR BATCH TRANS# TERM# NAME

2022-7-0003022	03	184.94	8.32	0.00	0.00	0.00	120.50	313.76	11/09/2022	P	3	1327	1	20	MOLINA RENE
2022-7-0003059	03	3.51	0.08	0.00	0.00	0.00	0.00	5.59	11/17/2022	P	3	1329	1	20	DONATO CYN
2022-7-0003081	03	191.01	8.60	0.00	0.00	0.00	114.43	314.04	11/23/2022	P	3	1331	1	20	DUPUIS PHIL
TOT WATER		381.46	17.00	0.00	0.00	0.00	234.93	633.39							
TOT YR 2022		381.46	17.00	0.00	0.00	0.00	234.93	633.39							
TOT CUR/YR COLL.		381.46	17.00	0.00	0.00	0.00	234.93	633.39							
TOT ACTIVE		381.46	17.00	0.00	0.00	0.00	234.93	633.39							
GRAND TOTAL		381.46	17.00	0.00	0.00	0.00	234.93	633.39							
CITY	CURRENT:	633.39	BACK :	0.00											

RECEIPT TOTAL 633.39
 CASH TOTAL 0.00
 CHANGE TOTAL 0.00

CASH BALANCE 0.00
 CHECK TOTAL 633.39
 CREDIT TOTAL 0.00
 DEPOSIT TOTAL 633.39 *** (EXCLUDE CREDIT CARD)
 DEPOSIT TOTAL 633.39

Town Only

Terminal / Batch	
Terminal	2
Batch	2405

Cash	0.00	0
Check	0.00	0
Credit Card	0.00	0
Total	0.00	0


Last Assessor Bridge	
Run on:	03/16/2020

Percent Collection as of 12/01/2021


REAL ESTATE
 Uncollected - 47.32%
 Collected - 52.68%

PERSONAL PROPERTY
 Uncollected - 45.98%
 Collected - 54.02%

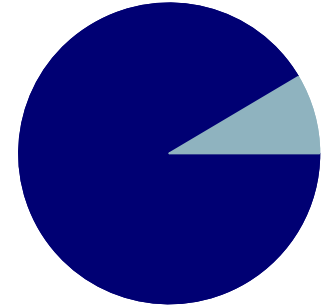
MV REGULAR
 Uncollected - 8.51%
 Collected - 91.49%



■ Total Due = \$6,848,851.20
■ Total Paid = \$7,624,075.12



■ Total Due = \$527,780.96
■ Total Paid = \$620,007.41



■ Total Due = \$152,425.48
■ Total Paid = \$1,639,625.34

Type	Total Billed	Total Paid	Total Due	Percent Collected
REAL ESTATE	14,472,926.32	7,624,075.12	6,848,851.20	52.68
PERSONAL PRO	1,147,788.37	620,007.41	527,780.96	54.02
MOTOR VEHICL	1,792,050.82	1,639,625.34	152,425.48	91.49
SEWER ASSESS	49,527.45	80,874.70	-31,347.25	163.29
WATER	10,450.00	15,558.34	-5,108.34	148.88
TOTALS:	\$17,472,742.96	\$9,980,140.91	\$7,492,602.05	

Original Beginning Balance Totals

Type	Count	Gross Assessment	Exemptions	Net Assessment	First Installment	Second Installment	Total Tax
REAL ESTATE	2,398	386,079,433	2,801,890	383,277,543	6,626,775.51	6,626,324.18	13,253,099.69
REAL ESTATE C	86	9,623,140	358,000	9,265,140	115,812.39	115,518.08	231,330.47
REAL ESTATE X	87	41,682,580	41,682,580	0	0.00	0.00	0.00
PERSONAL PROPERTY	273	37,702,139	4,814,245	32,887,894	576,015.79	571,772.58	1,147,788.37
MOTOR VEHICLE	5,794	52,552,590	467,380	52,085,210	1,811,888.34	0.00	1,811,888.34
SEWER ASSESSMENT	228	0	0	0	42,943.44	0.00	42,943.44
WATER	176	0	0	0	9,652.76	0.00	9,652.76
TOTALS:	9,042	527,639,882	50,124,095	477,515,787	9,183,088.23	7,313,614.84	16,496,703.07

Waived Bills

Type	Count	Gross Assessment	Exemptions	Net Assessment	Total Tax	Waived Amount
TOTALS:	0	0	0	0	0.00	0.00

Summary of Cash Collections - Year to Date

Type	Taxes	Bond Int	Interest	Lien	Fees	Total
REAL ESTATE	7,624,075.12	0.00	5,498.91	0.00	20.00	7,629,594.03
PERSONAL PROPERTY	620,007.41	0.00	819.24	0.00	20.00	620,846.65
MOTOR VEHICLE	1,639,625.34	0.00	8,624.45	0.00	0.00	1,648,249.79
SEWER ASSESSMENT	7,782.09	348.13	145.64	24.00	0.00	8,299.86
WATER	466.29	450.03	99.92	0.00	0.00	1,016.24
TOTALS:	9,891,956.25	798.16	15,188.16	24.00	40.00	9,908,006.57

Summary of Cash Collections - Monthly for December

Type	Taxes	Bond Int	Interest	Lien	Fees	Total
TOTALS:	0.00	0.00	0.00	0.00	0.00	0.00

Summary of Open Batches for 12/01/2021

User	Terminal	Batch #	Last Eff. Date	Last Pay Date
CASH	3	1823	12/01/2021	12/01/2021