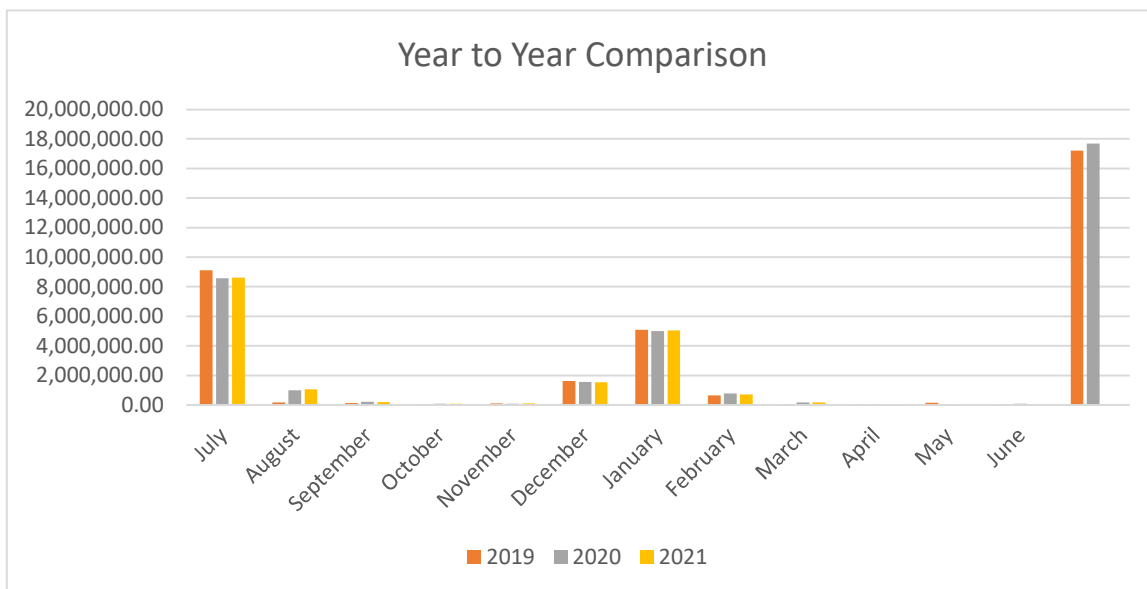


	2019	2020	2021
July	9,117,165.84	8,573,199.72	8,611,535.15
August	166,620.26	1,003,938.34	1,059,699.61
September	122,642.04	213,098.04	202,948.93
October	68,328.89	95,583.22	75,182.71
November	102,753.49	92,086.00	100,251.10
December	1,623,993.21	1,552,768.70	1,545,806.94
January	5,080,846.35	5,008,797.15	5,045,762.38
February	651,254.96	787,363.88	711,920.36
March	58,654.71	179,706.93	173,990.64
April	33,637.66	58,292.17	54,743.44
May	144,647.84	43,859.33	
June	49,268.53	74,345.47	
	17,219,813.78	17,683,038.95	



END OF MONTH BALANCING

April 2022

Last Months Uncollected Tax on GRBBS-		<u>\$ 752,810.44</u>
Subtract TAX collected on CASH REPORT for Month-		<u>\$ 54,743.44</u>
Subtotal-		<u>\$ 698,067.00</u>
Add in Bounced Checks (Tax Column only)		<u>\$ 0</u>
	Subtotal-	<u>\$ 698,067.00</u>
Add in Refunds (Tax Column only)		<u>\$ 13,834.37</u>
	Subtotal-	<u>\$ 711,901.37</u>
Adjustments-Add if net is increase		<u>\$</u>
-Subtract if net is Decrease		<u>\$ 316.33</u>
	Subtotal-	<u>\$ 711,585.04</u>
Transfers-Add if tax amount is negative		<u>\$ 648.70</u>
-Subtract if positive	Subtotal-	<u>\$</u>
_Suspense put on as of -subtract		<u>\$</u>
	Subtotal-	<u>\$ 712,233.74</u>
Current Month Uncollected Tax on GRBBS-		<u>\$ 712,233.74</u>
	Difference	<u>(\$0)</u>

**GRAND RATEBOOK BALANCE SHEET REPORT
TOWN OF BEACON FALLS
GRAND LIST YEAR 2020**

Year: 2005 To 2021, Pay Date: 03/31/2022, Time: 05/02/2022 01:02:29 pm All

Page: 2

YEAR/TYPE	ACTS	BEGINNING BALANCE	LAWFUL INC.	Act/Susp: Active, CORRECTIONS DEC.	TAXES COLLECTABLE	CURRENT SUSPENSE	TAXES/BINT PAID	INTEREST PAID	L+FEES PAID	TOTAL PAID	OVER PAID	UNCOLLECTED TAXES
MOTOR VEH	4	627.05	0.00	0.00	627.05	0.00	0.00	0.00	0.00	0.00	-27.86	627.05
MVS	3	744.22	0.00	0.00	744.22	0.00	0.00	0.00	0.00	0.00	0.00	744.22
YR: 2012	19	10,616.59	0.00	0.00	10,616.59	0.00	0.00	0.00	0.00	0.00	-27.86	10,616.59
REAL ESTAT	12	9,782.90	0.00	0.00	9,782.90	0.00	0.00	170.00	0.00	170.00	0.00	9,782.90
MOTOR VEH	4	255.27	0.00	0.00	255.27	0.00	0.00	108.70	0.00	108.70	-111.10	255.27
YR: 2013	16	10,038.17	0.00	0.00	10,038.17	0.00	0.00	278.70	0.00	278.70	-111.10	10,038.17
REAL ESTAT	15	9,832.60	0.00	0.00	9,832.60	0.00	0.00	0.00	0.00	0.00	0.00	9,832.60
PERS PROP	2	0.00	0.00	0.00	0.00	0.00	0.00	0.00	0.00	0.00	0.00	0.00
MOTOR VEH	9	-498.94	0.00	0.00	-498.94	0.00	0.00	0.00	0.00	0.00	-498.94	-498.94
YR: 2014	26	9,333.66	0.00	0.00	9,333.66	0.00	0.00	0.00	0.00	0.00	-498.94	9,333.66
REAL ESTAT	27	14,607.24	0.00	0.00	14,607.24	0.00	3,685.68	1,844.90	0.00	5,530.58	0.00	10,921.56
PERS PROP	2	0.00	0.00	0.00	0.00	0.00	0.00	0.00	0.00	0.00	0.00	0.00
MOTOR VEH	12	-15.54	0.00	0.00	-15.54	0.00	0.00	0.00	0.00	0.00	-15.54	-15.54
MVS	2	0.00	0.00	0.00	0.00	0.00	0.00	0.00	0.00	0.00	0.00	0.00
YR: 2015	43	14,591.70	0.00	0.00	14,591.70	0.00	3,685.68	1,844.90	0.00	5,530.58	-15.54	10,906.02
REAL ESTAT	47	27,770.00	0.00	-548.92	27,221.08	0.00	11,811.61	6,240.77	48.00	18,100.38	0.00	15,409.47
PERS PROP	1	0.00	0.00	0.00	0.00	0.00	0.00	0.00	0.00	0.00	0.00	0.00
MOTOR VEH	20	-14.43	0.00	0.00	-14.43	0.00	0.00	0.00	0.00	0.00	-14.43	-14.43
MVS	7	0.00	0.00	0.00	0.00	0.00	0.00	0.00	0.00	0.00	0.00	0.00
YR: 2016	75	27,755.57	0.00	-548.92	27,206.65	0.00	11,811.61	6,240.77	48.00	18,100.38	-14.43	15,395.04
REAL ESTAT	55	44,581.82	0.00	-548.92	44,032.90	0.00	25,027.27	13,099.18	174.75	38,301.20	0.00	19,005.63
PERS PROP	26	14,578.63	0.00	0.00	14,578.63	0.00	1,891.54	1,041.63	0.00	2,933.17	0.00	12,687.09
MOTOR VEH	140	16,735.79	0.00	0.00	16,735.79	0.00	2,494.95	1,579.64	413.21	4,487.80	-106.84	14,240.84
MVS	58	5,166.08	0.00	-396.69	4,769.39	0.00	265.59	152.45	62.70	480.74	-26.50	4,503.80
YR: 2017	279	81,062.32	0.00	-945.61	80,116.71	0.00	29,679.35	15,872.90	650.66	46,202.91	-133.34	50,437.36
REAL ESTAT	64	72,176.47	0.00	-1,098.56	71,077.91	0.00	44,068.61	15,742.12	396.00	60,206.73	-40.16	27,009.30

GRAND RATEBOOK BALANCE SHEET REPORT
TOWN OF BEACON FALLS
GRAND LIST YEAR 2020

Year: 2005 To 2021, Pay Date: 03/31/2022, Time: 05/02/2022 01:02:30 pm All

Page: 3

Conditions: Recap By Year: Yes Recap By Dist: No Act/Susp: Active, Cycle: 00 To 00, Type: CITY, Bill Type: 14 CODE T

YEAR/TYPE	ACTS	BEGINNING BALANCE	LAWFUL INC.	CORRECTIONS DEC.	TAXES COLLECTABLE	CURRENT SUSPENSE	TAXES/BINT PAID	INTEREST PAID	L+FEES PAID	TOTAL PAID	OVER PAID	UNCOLLECTED TAXES
					REFUND		-549.64	-43.33	0.00			
PERS PROP	26	11,365.65	0.00	0.00	11,365.65	0.00	2,679.61	1,036.88	0.00	3,716.49	0.00	8,686.04
MOTOR VEH	259	26,657.84	0.00	-563.98	26,093.86	0.00	2,194.96	1,248.15	555.24	3,998.35	-733.45	23,898.90
MVS	110	7,608.02	0.00	0.00	7,608.02	0.00	2,326.50	793.79	430.05	3,550.34	0.00	5,281.52
YR: 2018	459	117,807.98	0.00	-1,662.54	116,145.44	0.00	51,269.68	18,820.94	1,381.29	71,471.91	-773.61	64,875.76
					REFUND		-1,315.38	-93.34	-35.29			
REAL ESTAT	2,750	137,084.94	0.00	-1,098.56	135,986.38	0.00	47,724.11	9,336.10	594.00	57,654.21	-1,462.54	88,262.27
PERS PROP	273	17,278.05	0.00	0.00	17,278.05	0.00	4,089.76	597.82	18.00	4,705.58	-3.62	13,188.29
MOTOR VEH	5,939	53,647.59	464.54	-3,607.63	50,504.50	0.00	21,368.79	6,291.98	1,646.86	29,307.63	-663.99	29,135.71
MVS	915	25,174.93	606.35	-1,871.51	23,909.77	0.00	13,118.90	1,995.81	0.00	15,114.71	-64.46	10,790.87
YR: 2019	9,877	233,185.51	1,070.89	-6,577.70	227,678.70	0.00	86,301.56	18,221.71	2,258.86	106,782.13	-2,194.61	141,377.14
					REFUND		-3,763.52	-21.16	0.00			
REAL ESTAT	2,772	14,456,424.86	23,923.36	-7,421.90	14,472,926.32	0.00	14,231,239.48	15,710.20	80.00	14,247,029.68	-12,550.26	241,686.84
PERS PROP	273	1,147,788.37	1,881.12	-3,762.24	1,145,907.25	0.00	1,143,365.99	1,011.28	20.00	1,144,397.27	-13,595.30	2,541.26
MOTOR VEH	5,798	1,811,888.34	9,711.64	-31,080.08	1,790,519.90	0.00	1,698,760.87	15,780.27	0.00	1,714,541.14	-399.73	91,759.03
MVS	1,198	288,904.57	536.13	-3,080.97	286,359.73	0.00	235,759.58	1,288.91	20.00	237,068.49	-41.58	50,600.15
YR: 2020	10,041	17,705,006.14	36,052.25	-45,345.19	17,695,713.20	0.00	17,309,125.92	33,790.66	120.00	17,343,036.58	-26,586.87	386,587.28
					REFUND		-14,961.21	-19.48	0.00			
Grand Total	20,933	18,262,641.06	37,123.14	-55,079.96	18,244,684.24	0.00	17,491,873.80	95,070.58	4,458.81	17,591,403.19	-30,356.30	752,810.44
					REFUND		-20,040.11	-133.98	-35.29			

**CASH REPORT
TOWN OF BEACON FALLS**

MONTHLY REPORT BY BILLING YEAR **CASH: CITY** **Date: 05/02/2022** **Pay Date: 04/01/2022 To 04/30/2022** **Time: 13:04:45** **Page: 3**
Condition: Year From: 2005 TO 2021 **District:** **All Term#** **Total Only: NO** **Bill Type: 14 CODE T** **Susp/Credit: ALL** **Cycle #: 00 TO 00**
Recap Option: Year Type

BILL #	S-D	CITY Gross	INTEREST Exmpt	LIEN Net	FEES Tax	BINT	TOTAL	DATE PAID	K	TP	OVR	BATCH	TRANS#	TERM#	NAME
2019-3-0051083		17.95	5.92	0.00	3.58	0.00	27.45	04/05/2022	#T	P		1504	6	90	TS CONLEY ROBE
2019-3-0051084		101.60	33.53	0.00	20.27	0.00	155.40	04/05/2022	#T	P		1504	7	90	TS CONLEY ROBE
2019-3-0051085		245.56	81.03	0.00	48.99	0.00	375.58	04/05/2022	#T	P		1504	8	90	TS CONLEY ROBE
2019-3-0054416		461.67	152.35	0.00	92.10	0.00	706.12	04/11/2022	#T	P		1934	1	3	TS RICHARDS CH
2019-3-0054777		147.19	48.57	0.00	0.00	0.00	195.76	04/19/2022	#T	P		67	8	56	SHARKEY KAT
2019-3-0054854		6.49	0.19	0.00	0.00	0.00	6.68	04/07/2022	#T	P		2475	3	2	SILK KAREN
TOT MOTOR VEH		980.46	321.59	0.00	164.94	0.00	1,466.99								
2019-4-0080149		101.49	24.36	0.00	0.00	0.00	125.85	04/08/2022	#T	P		1507	1	90	CHERNAK DEB
2019-4-0080222		1,816.90	436.06	0.00	0.00	0.00	2,252.96	04/29/2022	#T	P		1945	5	3	DOLPHIN HOM
2019-4-0080223		792.82	190.28	0.00	0.00	0.00	983.10	04/29/2022	#T	P		1945	4	3	DOLPHIN HOM
TOT MVS		2,711.21	650.70	0.00	0.00	0.00	3,361.91								
TOT YR 2019		7,992.55	1,844.01	48.00	170.94	0.00	10,055.50								
2020-1-0000070		310.06	19.94	0.00	0.00	0.00	330.00	04/08/2022	#T	P	P	1933	2	3	AUBIN PATRI
2020-1-0000507		1,367.04	143.54	0.00	0.00	0.00	1,510.58	04/27/2022	#T	P		1943	2	3	C EDWARDS C
2020-1-0000749		1,814.28	108.86	0.00	0.00	0.00	1,923.14	04/25/2022	#T	P		1942	2	3	DELAFIELD D
2020-1-0000823		179.04	10.74	0.00	0.00	0.00	189.78	04/12/2022	#T	P		1510	2	90	PALMIERI MI
2020-1-0000871		1,764.38	107.48	0.00	0.00	0.00	1,871.86	04/20/2022	#T	P	P	2478	1	2	ELIE FAITH
2020-1-0000871		26.87	0.00	0.00	0.00	0.00	26.87	04/20/2022	#T	P		2479	1	2	ELIE FAITH
2020-1-0001365		2,321.03	139.26	0.00	0.00	0.00	2,460.29	04/12/2022	#T	P		1935	1	3	KOSKO SAMUE
2020-1-0001855		139.49	8.37	0.00	0.00	0.00	147.86	04/27/2022	#T	P		1521	2	90	PALAMAR STE
2020-1-0001950		4,109.24	431.47	0.00	0.00	0.00	4,540.71	04/19/2022	#T	P		1940	2	3	POLSENO MAR
2020-1-0002033		2,115.82	126.95	0.00	0.00	0.00	2,242.77	04/07/2022	#T	P		2475	1	2	RICKEL BRIA
2020-1-0002036		1,516.71	161.68	0.00	0.00	0.00	1,678.39	04/19/2022	#T	P	P	1940	1	3	RILLSTONE J
2020-1-0002180		2,302.18	138.13	0.00	0.00	0.00	2,440.31	04/22/2022	#T	P		1941	2	3	SEAY GARY M
2020-1-0002257		94.24	5.76	0.00	0.00	0.00	100.00	04/01/2022	#T	P	P	1927	5	3	SLINKA ANDR
2020-1-0002316		4,704.52	493.98	0.00	0.00	0.00	5,198.50	04/01/2022	#T	P		1928	1	3	SOUTHERN NE
2020-1-0002447		2,821.32	253.92	0.00	0.00	0.00	3,075.24	04/14/2022	#T	P		1938	2	3	TORRES LUZ
2020-1-0002565		957.13	42.87	0.00	0.00	0.00	1,000.00	04/06/2022	#T	P	P	1931	1	3	WHIPPLE GAR
TOT REAL ESTATE		26,543.35	2,192.95	0.00	0.00	0.00	28,736.30								
2020-2-0040170		415.66	18.70	0.00	0.00	0.00	434.36	04/01/2022	#T	P		1927	3	3	MURPHY BROS
2020-2-0040179		1,728.79	105.31	0.00	0.00	0.00	1,834.10	04/07/2022	#T	P	P	1932	1	3	NORDCO RAIL
TOT PERS PROP		2,144.45	124.01	0.00	0.00	0.00	2,268.46								
2020-3-0050254		421.94	63.29	0.00	0.00	0.00	485.23	04/29/2022	#T	P		1523	1	90	BANKS CONNO
2020-3-0050267		154.26	23.14	0.00	0.00	0.00	177.40	04/12/2022	#T	P		1510	3	90	BARKSDALE C
2020-3-0050268		129.48	19.42	0.00	0.00	0.00	148.90	04/12/2022	#T	P		1510	4	90	BARKSDALE C
2020-3-0050269		17.45	2.62	0.00	0.00	0.00	20.07	04/12/2022	#T	P		1510	5	90	BARKSDALE C
2020-3-0050270		17.45	2.62	0.00	0.00	0.00	20.07	04/12/2022	#T	P		1510	6	90	BARKSDALE C
2020-3-0050271		99.12	14.87	0.00	0.00	0.00	113.99	04/12/2022	#T	P		1510	7	90	BARKSDALE C
2020-3-0050675		536.41	80.46	0.00	0.00	0.00	616.87	04/27/2022	#T	P		1521	1	90	BURDZY DERR
2020-3-0050800		147.98	22.20	0.00	0.00	0.00	170.18	04/28/2022	#T	P		1944	2	3	CAOQUETTE AM
2020-3-0050954		4.85	2.00	0.00	0.00	0.00	6.85	04/08/2022	#T	P		1507	3	90	CHERNAK DEB
2020-3-0050955		406.24	60.94	0.00	0.00	0.00	467.18	04/08/2022	#T	P		1507	2	90	CHERNAK DEB
2020-3-0051144		346.43	41.57	0.00	0.00	0.00	388.00	04/16/2022	#T	P		1513	2	90	CRUZ AILEEN
2020-3-0051471		1,437.18	215.58	0.00	0.00	0.00	1,652.76	04/29/2022	#T	P		1945	2	3	DOLPHIN HOM
2020-3-0051472		1,155.54	173.33	0.00	0.00	0.00	1,328.87	04/29/2022	#T	P		1945	3	3	DOLPHIN HOM
2020-3-0051473		530.48	79.57	0.00	0.00	0.00	610.05	04/29/2022	#T	P		1945	1	3	DOLPHIN MIC
2020-3-0051648		204.17	27.56	0.00	0.00	0.00	231.73	04/01/2022	#T	P		1927	1	3	EZZO KENNET
2020-3-0052557		87.95	13.19	0.00	0.00	0.00	101.14	04/21/2022	#T	P		1518	1	90	JONES BOBBI
2020-3-0052717		224.06	33.61	0.00	0.00	0.00	257.67	04/13/2022	#T	P		1936	2	3	KINGSLEY LO
2020-3-0053036		82.02	12.30	0.00	0.00	0.00	94.32	04/07/2022	#T	P		1506	2	90	LEWIS JOSEP

**CASH REPORT
TOWN OF BEACON FALLS**

MONTHLY REPORT BY BILLING YEAR **CASH: CITY** **Date: 05/02/2022** **Pay Date: 04/01/2022 To 04/30/2022** **Time: 13:04:47** **Page: 4**
Condition: Year From: 2005 TO 2021 **District: All Term#** **Total Only: NO** **Bill Type: 14 CODE T** **Susp/Credit: ALL** **Cycle #: 00 TO 00**

BILL #	S-D	CITY Gross	INTEREST Exmpt	LIEN Net	FEES Tax	HINT	TOTAL	DATE PAID	K	TP	OVR	BATCH	TRANS#	TERM#	NAME
2020-3-0053469		71.07	28.93	0.00	0.00	0.00	100.00	04/01/2022	#T	P	P	1927	2	3	MOFLE SHAYL
2020-3-0053577		187.41	28.11	0.00	0.00	0.00	215.52	04/26/2022	#T	P		1520	1	90	MUSSELMAN M
2020-3-0053578		285.13	42.77	0.00	0.00	0.00	327.90	04/26/2022	#T	P		1520	2	90	MUSSELMAN M
2020-3-0054309		439.74	65.96	0.00	0.00	0.00	505.70	04/11/2022	#T	P		1934	2	3	RICHARDS CH
2020-3-0054382		220.57	33.09	0.00	0.00	0.00	253.66	04/02/2022	#T	P		1501	2	90	RODRIGUEZ A
2020-3-0054422		242.56	36.38	0.00	0.00	0.00	278.94	04/06/2022	#T	P		1505	2	90	ROSINI STEP
2020-3-0054509		189.51	28.43	0.00	0.00	0.00	217.94	04/14/2022	#T	P		1939	2	3	SAMARA DRAS
2020-3-0054824		111.33	16.70	0.00	0.00	0.00	128.03	04/01/2022	#T	P		1500	2	90	SMITH BENJA
2020-3-0055192		72.59	10.89	0.00	0.00	0.00	83.48	04/22/2022	#T	P		1941	1	3	TIANO STACE
2020-3-0055234		365.40	54.81	0.00	0.00	0.00	420.21	04/22/2022	#T	P		1519	2	90	TOTTENHAM S
2020-3-0055727		249.96	36.54	0.00	0.00	0.00	286.50	04/27/2022	#T	P	O	1943	3	3	ZILINEK DIA
TOT MOTOR VEH		8,438.28	1,270.88	0.00	0.00	0.00	9,709.16								
2020-4-0080022		282.52	16.95	0.00	0.00	0.00	299.47	04/10/2022	#T	P		1508	1	90	ALDRICH NOR
2020-4-0080059		150.98	9.06	0.00	0.00	0.00	160.04	04/25/2022	#T	P		1942	1	3	BAKER RAYMO
2020-4-0080105		324.22	19.45	0.00	0.00	0.00	343.67	04/12/2022	#T	P		1510	1	90	BORDEAUX RA
2020-4-0080123		181.87	18.13	0.00	0.00	0.00	200.00	04/21/2022	#T	P	P	2480	1	2	BREWER KAYC
2020-4-0080172		41.53	2.49	0.00	0.00	0.00	44.02	04/28/2022	#T	P		1944	1	3	CAOQUETE AM
2020-4-0080195		169.93	10.20	0.00	0.00	0.00	180.13	04/01/2022	#T	P		1500	1	90	CENAT JONAT
2020-4-0080231		85.89	5.15	0.00	0.00	0.00	91.04	04/16/2022	#T	P		1513	1	90	CRUZ AILEEN
2020-4-0080264		32.18	2.00	0.00	0.00	0.00	34.18	04/07/2022	#T	P		2475	2	2	DELMORO NIC
2020-4-0080338		478.83	28.73	0.00	0.00	0.00	507.56	04/06/2022	#T	P		1505	1	90	ELLISON ANT
2020-4-0080339		8.73	2.00	0.00	0.00	0.00	10.73	04/12/2022	#T	P		2476	1	2	EMRA BUJAR
2020-4-0080340		45.16	2.71	0.00	0.00	0.00	47.87	04/12/2022	#T	P		2476	2	2	EMRA BUJAR
2020-4-0080396		56.01	3.36	0.00	0.00	0.00	59.37	04/01/2022	#T	P		1928	2	3	FRECHETTE J
2020-4-0080426		133.67	8.02	0.00	0.00	0.00	141.69	04/13/2022	#T	P		1937	2	3	GIULIANI LU
2020-4-0080427		463.47	27.81	0.00	0.00	0.00	491.28	04/13/2022	#T	P		1937	3	3	GIULIANI LU
2020-4-0080432		214.29	12.86	0.00	0.00	0.00	227.15	04/13/2022	#T	P		1936	3	3	GOMEZ ISABE
2020-4-0080436		252.85	15.17	0.00	0.00	0.00	268.02	04/14/2022	#T	P		1511	1	90	GRAHAM JESS
2020-4-0080446		156.35	9.38	0.00	0.00	0.00	165.73	04/03/2022	#T	P		1502	1	90	GRITZBACH J
2020-4-0080467		379.22	22.75	0.00	0.00	0.00	401.97	04/19/2022	#T	P		1516	1	90	HASSAN-LION
2020-4-0080468		56.29	3.38	0.00	0.00	0.00	59.67	04/02/2022	#T	P		1501	3	90	HAWES JACOU
2020-4-0080481		99.12	5.95	0.00	0.00	0.00	105.07	04/05/2022	#T	P		1504	1	90	HERNANDEZ N
2020-4-0080482		48.58	2.91	0.00	0.00	0.00	51.49	04/05/2022	#T	P		1504	2	90	HERNANDEZ N
2020-4-0080519		142.01	8.52	0.00	0.00	0.00	150.53	04/03/2022	#T	P		1502	2	90	HUPPRICH DI
2020-4-0080520		114.37	6.86	0.00	0.00	0.00	121.23	04/03/2022	#T	P		1502	3	90	HUPPRICH DI
2020-4-0080542		178.34	10.70	0.00	0.00	0.00	189.04	04/15/2022	#T	P		1512	1	90	IONESCU AND
2020-4-0080557		496.00	29.76	0.00	0.00	0.00	525.76	04/05/2022	#T	P		1930	1	3	JOHNSON ROB
2020-4-0080606		335.39	20.12	0.00	0.00	0.00	355.51	04/14/2022	#T	P		1939	1	3	KNAPIK STEP
2020-4-0080677		343.66	20.62	0.00	0.00	0.00	364.28	04/07/2022	#T	P		1506	3	90	LEWIS JOSEP
2020-4-0080707		131.92	7.92	0.00	0.00	0.00	139.84	04/04/2022	#T	P		1929	1	3	MAJOR SUZAN
2020-4-0080766		60.90	3.65	0.00	0.00	0.00	64.55	04/07/2022	#T	P		1506	1	90	MORO BLISSE
2020-4-0080778		337.31	20.24	0.00	0.00	0.00	357.55	04/26/2022	#T	P		1520	3	90	MURPHY MARI
2020-4-0080856		253.13	15.19	0.00	0.00	0.00	268.32	04/02/2022	#T	P		1501	1	90	PAGE TARA L
2020-4-0080858		308.38	18.50	0.00	0.00	0.00	326.88	04/27/2022	#T	P		1521	3	90	PALAMAR STE
2020-4-0080893		23.59	2.00	0.00	0.00	0.00	25.59	04/17/2022	#T	P		1514	1	90	PITT WAYNE
2020-4-0080939		157.85	9.47	0.00	0.00	0.00	167.32	04/08/2022	#T	P		1933	1	3	RICKEL BRIA
2020-4-0080944		168.57	10.11	0.00	0.00	0.00	178.68	04/28/2022	#T	P		1522	2	90	RJ MAREK DR
2020-4-0080970		209.40	12.56	0.00	0.00	0.00	221.96	04/14/2022	#T	P		1939	3	3	SAMARA DRAS
2020-4-0081010		67.71	3.05	0.00	0.00	0.00	70.76	04/01/2022	#T	P		1927	4	3	SEQUIN CARO
2020-4-0081013		308.68	23.32	0.00	0.00	0.00	412.00	04/12/2022	#T	P		1510	8	90	SHABAREKH J
2020-4-0081036		30.71	2.00	0.00	0.00	0.00	32.71	04/01/2022	#T	P		1500	3	90	SMITH BENJA
2020-4-0081055		57.59	3.46	0.00	0.00	0.00	61.05	04/18/2022	#T	P		1515	1	90	SPIERS CATH
2020-4-0081081		16.58	0.51	0.00	0.00	0.00	17.09	04/13/2022	#T	P	P	1936	1	3	SWANSON MAR
2020-4-0081081		0.26	0.00	0.00	0.00	0.00	0.26	04/13/2022	#T	P		1937	1	3	SWANSON MAR
2020-4-0081094		106.83	6.41	0.00	0.00	0.00	113.24	04/20/2022	#T	P		1517	2	90	TEAL SCOTT
2020-4-0081122		22.44	2.00	0.00	0.00	0.00	24.44	04/22/2022	#T	P		1519	1	90	TOTTENHAM S
2020-4-0081221		130.84	7.85	0.00	0.00	0.00	138.69	04/11/2022	#T	P		1509	2	90	ZAMPEDRI AN

**CASH REPORT
TOWN OF BEACON FALLS**

MONTHLY REPORT BY BILLING YEAR CASH: CITY Date: 05/02/2022 Pay Date: 04/01/2022 To 04/30/2022 Time: 13:04:49 Page: 5
 Condition: Year From: 2005 TO 2021 District: All Term# Total Only: NO Bill Type: 14 CODE T Susp/Credit: ALL Cycle #: 00 TO 00
 Recap Option: Year Type

BILL #	S-D	CITY Gross	INTEREST Exmpt	LIEN Net	FEES Tax	BINT	TOTAL	DATE PAID	K	TP	OVR	BATCH	TRANS#	TERM#	NAME
2020-4-0081222		59.36	3.56	0.00	0.00	0.00	62.92	04/11/2022	#	T	P	1509	1	90	ZAMPEDRI AN
2020-4-0081239		87.91	5.27	0.00	0.00	0.00	93.18	04/04/2022	#	T	P	1503	1	90	ZURITA-CHAV
TOT MVS		7,891.42	482.11	0.00	0.00	0.00	8,373.53								
TOT YR 2020		45,017.50	4,069.95	0.00	0.00	0.00	49,087.45								
TOT CUR/YR COLL.		45,017.50	4,069.95	0.00	0.00	0.00	49,087.45								
TOT BACK/YR COLL.		12,925.21	6,428.26	48.00	374.26	0.00	19,775.73								
TOT ACTIVE		54,743.44	6,352.51	48.00	316.83	0.00	61,460.78								
TOT SUSPENSE		3,199.27	4,145.70	0.00	57.43	0.00	7,402.40								
GRAND TOTAL		57,942.71	10,498.21	48.00	374.26	0.00	68,863.18								
CITY	CURRENT:		49,087.45	BACK :			19,775.73								

RECEIPT TOTAL 68,863.18
 CASH TOTAL 13,205.42
 CHANGE TOTAL 0.00

 CASH BALANCE 13,205.42
 CHECK TOTAL 43,354.15
 CREDIT TOTAL 12,303.61
 DEPOSIT TOTAL 56,559.57 *** (EXCLUDE CREDIT CARD)

 DEPOSIT TOTAL 68,863.18

**ADJUSTMENT REPORT
TOWN OF BEACON FALLS**

MONTHLY REPORT BY ADJUSTMENT CODE CASH: CITY Date: 05/02/2022 Pay Date: 04/01/2022 To 04/30/2022 Time: 13:04:50 Page: 1

Condition: Year From: 2005 TO 2021 District: All Term# Bill Type: 14 CODE T Susp/Credit: ALL Cycle #: 00 TO 00

BILL # S-D ADJ ASSM EXEMP CODE COC DATE-PAID MON TP OVR BATCH TRANS# TERM# NAME PLAN

2020-02-0040089 -61.08 -1750 0 22 09088P 04/29/2022 APR A 9999 1 99 ASS DOLPHIN HOM

TOT P/P -61.08 -1750 0
-61.08

TOT YR 2020 -61.08 -1750 0
-61.08

22-PERSONAL PROP DEC -61.08 -1750 0
-61.08

2020-03-0055797 776.87 22260 0 31 09077M 04/22/2022 APR A 9999 1 99 ASS DIAZ DAISY M

TOT M/V 776.87 22260 0
776.87

TOT YR 2020 776.87 22260 0
776.87

31-MOTOR VEHICLE INC 776.87 22260 0
776.87

2020-03-0050954 -53.78 -1541 0 32 09073M 04/08/2022 APR A 9999 1 99 ASS CHERNAK DEB

2020-03-0052617 -230.34 -6600 0 32 09074M 04/18/2022 APR A 9999 1 99 ASS K & W TIRE

2020-03-0052619 -359.82 -10310 0 32 09075M 04/18/2022 APR A 9999 1 99 ASS K & W TIRE

2020-03-0053672 -186.12 -5333 0 32 09084M 04/26/2022 APR A 9999 1 99 ASS NISSAN INFI

2020-03-0053699 -133.63 -3829 0 32 09083M 04/26/2022 APR A 9999 1 99 ASS NISSAN INFI

2020-03-0054317 -101.91 -2920 0 32 09072M 04/07/2022 APR A 9999 1 99 ASS RICKEL BRIA

TOT M/V -1,065.60 -30533 0
-1,065.60

TOT YR 2020 -1,065.60 -30533 0
-1,065.60

32-MOTOR VEHICLE DEC -1,065.60 -30533 0
-1,065.60

**ADJUSTMENT REPORT
TOWN OF BEACON FALLS**

MONTHLY REPORT BY ADJUSTMENT CODE CASH: CITY Date: 05/02/2022 Pay Date: 04/01/2022 To 04/30/2022 Time: 13:04:51 Page: 4

Condition: Year From: 2005 TO 2021 District: All Term# Bill Type: 14 CODE T Susp/Credit: ALL Cycle #: 00 TO 00

BILL # S-D ADJ ASSM EXEMP CODE COC DATE-PAID MON TP OVR BATCH TRANS# TERM# NAME PLAN

TOT CUR/YR COLL. -323.34 -10023 0
 803.34
 -1,126.68

TOT BACK/YR COLL. 7.04 0 0
 7.04

TOT ACTIVE ONLY -316.33 -10023 0
 810.35
 -1,126.68

TOT SUSPENSE ONLY 0.03 0 0
 0.03

GRAND TOTAL -316.30 -10023 0
 810.38
 -1,126.68

GRAND RATEBOOK BALANCE SHEET REPORT
TOWN OF BEACON FALLS
GRAND LIST YEAR 2020

Year: 2005 To 2021, Pay Date: 04/30/2022, Time: 05/02/2022 01:03:09 pm

All

Page: 2

YEAR/TYPE	ACTS	BEGINNING BALANCE	Dist:No LAWFUL INC.	Act/Susp: Active, CORRECTIONS DEC.	Cycle: 00 To 00, TAXES COLLECTABLE	Current SUSPENSE	Type: CITY, TAXES/BINT PAID	Type: 14 CODE T INTEREST PAID	L+FEES PAID	TOTAL PAID	OVER PAID	UNCOLLECTED TAXES
MOTOR VEH	4	627.05	0.00	0.00	627.05	0.00	0.00	0.00	0.00	0.00	-27.86	627.05
MVS	3	744.22	0.00	0.00	744.22	0.00	0.00	0.00	0.00	0.00	0.00	744.22
YR: 2012	19	10,616.59	0.00	0.00	10,616.59	0.00	0.00	0.00	0.00	0.00	-27.86	10,616.59
REAL ESTAT	12	9,782.90	0.00	0.00	9,782.90	0.00	0.00	170.00	0.00	170.00	0.00	9,782.90
MOTOR VEH	4	255.27	0.00	0.00	255.27	0.00	0.00	108.70	0.00	108.70	-111.10	255.27
YR: 2013	16	10,038.17	0.00	0.00	10,038.17	0.00	0.00	278.70	0.00	278.70	-111.10	10,038.17
REAL ESTAT	15	9,832.60	0.00	0.00	9,832.60	0.00	0.00	0.00	0.00	0.00	0.00	9,832.60
PERS PROP	2	0.00	0.00	0.00	0.00	0.00	0.00	0.00	0.00	0.00	0.00	0.00
MOTOR VEH	9	-498.94	0.00	0.00	-498.94	0.00	0.00	0.00	0.00	0.00	-498.94	-498.94
YR: 2014	26	9,333.66	0.00	0.00	9,333.66	0.00	0.00	0.00	0.00	0.00	-498.94	9,333.66
REAL ESTAT	27	14,607.24	0.00	0.00	14,607.24	0.00	3,685.68	1,844.90	0.00	5,530.58	0.00	10,921.56
PERS PROP	2	0.00	0.00	0.00	0.00	0.00	0.00	0.00	0.00	0.00	0.00	0.00
MOTOR VEH	12	-15.54	0.00	0.00	-15.54	0.00	0.00	0.00	0.00	0.00	-15.54	-15.54
MVS	2	0.00	0.00	0.00	0.00	0.00	0.00	0.00	0.00	0.00	0.00	0.00
YR: 2015	43	14,591.70	0.00	0.00	14,591.70	0.00	3,685.68	1,844.90	0.00	5,530.58	-15.54	10,906.02
REAL ESTAT	47	27,770.00	0.00	-548.92	27,221.08	0.00	11,811.61	6,240.77	48.00	18,100.38	0.00	15,409.47
PERS PROP	1	0.00	0.00	0.00	0.00	0.00	0.00	0.00	0.00	0.00	0.00	0.00
MOTOR VEH	20	-14.43	0.00	0.00	-14.43	0.00	0.00	0.00	0.00	0.00	-14.43	-14.43
MVS	7	0.00	0.00	0.00	0.00	0.00	0.00	0.00	0.00	0.00	0.00	0.00
YR: 2016	75	27,755.57	0.00	-548.92	27,206.65	0.00	11,811.61	6,240.77	48.00	18,100.38	-14.43	15,395.04
REAL ESTAT	55	44,581.82	0.00	-548.92	44,032.90	0.00	25,027.27	13,099.18	174.75	38,301.20	0.00	19,005.63
PERS PROP	26	14,578.63	0.00	0.00	14,578.63	0.00	1,891.54	1,041.63	0.00	2,933.17	0.00	12,687.09
MOTOR VEH	140	16,735.79	0.00	0.00	16,735.79	0.00	2,494.95	1,579.64	413.21	4,487.80	-106.84	14,240.84
MVS	58	5,166.08	0.00	-396.69	4,769.39	0.00	482.80	369.74	114.83	967.37	-26.50	4,286.59
YR: 2017	279	81,062.32	0.00	-945.61	80,116.71	0.00	29,896.56	16,090.19	702.79	46,689.54	-133.34	50,220.15
REAL ESTAT	64	72,176.47	0.00	-1,098.56	71,077.91	0.00	45,170.87	15,752.28	396.00	61,319.15	-40.16	25,907.04

**GRAND RATEBOOK BALANCE SHEET REPORT
TOWN OF BEACON FALLS
GRAND LIST YEAR 2020**

Year: 2005 To 2021, Pay Date: 04/30/2022, Time: 05/02/2022 01:03:10 pm All

Page: 3

Conditions: Recap By Year: Yes Recap By Dist: No Act/Susp: Active, Cycle: 00 To 00, Type: CITY, Bill Type: 14 CODE T

YEAR/TYPE	ACTS	BEGINNING BALANCE	LAWFUL INC.	CORRECTIONS DEC.	TAXES COLLECTABLE	CURRENT SUSPENSE	TAXES/BINT PAID	INTEREST PAID	L+FEES PAID	TOTAL PAID	OVER PAID	UNCOLLECTED TAXES
					REFUND		-549.64	-43.33	0.00			
PERS PROP	26	11,365.65	0.00	0.00	11,365.65	0.00	2,679.61	1,036.88	0.00	3,716.49	0.00	8,686.04
MOTOR VEH	259	26,657.84	0.10	-563.98	26,093.96	0.00	2,696.84	1,504.11	649.00	4,849.95	-733.35	23,397.12
MVS	110	7,608.02	0.00	0.00	7,608.02	0.00	2,639.08	920.38	495.93	4,055.39	0.00	4,968.94
YR: 2018	459	117,807.98	0.10	-1,662.54	116,145.54	0.00	53,186.40	19,213.65	1,540.93	73,940.98	-773.51	62,959.14
					REFUND		-1,315.38	-93.34	-35.29			
REAL ESTAT	2,750	137,084.94	2.47	-1,098.56	135,988.85	0.00	53,721.34	10,787.85	648.00	65,157.19	-1,460.07	82,267.51
PERS PROP	273	17,278.05	3.62	0.00	17,281.67	0.00	4,089.76	597.82	18.00	4,705.58	0.00	13,191.91
MOTOR VEH	5,939	53,647.59	464.54	-3,607.63	50,504.50	0.00	22,349.25	6,727.51	1,938.70	31,015.46	-663.99	28,155.25
MVS	915	25,174.93	607.17	-1,871.51	23,910.59	0.00	15,830.11	2,646.51	0.00	18,476.62	-63.64	8,080.48
YR: 2019	9,877	233,185.51	1,077.80	-6,577.70	227,685.61	0.00	95,990.46	20,759.69	2,604.70	119,354.85	-2,187.70	131,695.15
					REFUND		-3,763.52	-21.16	0.00			
REAL ESTAT	2,772	14,456,424.86	23,934.54	-7,421.90	14,472,937.50	0.00	14,255,694.41	17,715.19	80.00	14,273,489.60	-12,539.08	217,243.09
PERS PROP	273	1,147,788.37	1,881.12	-3,823.32	1,145,846.17	0.00	1,131,915.14	1,135.29	20.00	1,133,070.43	0.00	13,931.03
MOTOR VEH	5,798	1,811,888.34	10,501.17	-32,145.68	1,790,243.83	0.00	1,706,341.86	16,962.43	0.00	1,723,304.29	-513.06	83,901.97
MVS	1,198	288,904.57	538.76	-3,080.97	286,362.36	0.00	243,612.05	1,769.50	20.00	245,401.55	0.00	42,750.31
YR: 2020	10,041	17,705,006.14	36,855.59	-46,471.87	17,695,389.86	0.00	17,337,563.46	37,582.41	120.00	17,375,265.87	-13,052.14	357,826.40
					REFUND		-277.13	-1.52	0.00			
					REFUND		-28,795.58	-21.00	0.00			
Grand Total	20,933	18,262,641.06	37,933.49	-56,206.64	18,244,367.91	0.00	17,532,134.17	102,010.31	5,016.42	17,639,160.90	-16,814.56	712,233.74
					REFUND		-33,874.48	-135.50	-35.29			

Town Only

Terminal / Batch	
Terminal	2
Batch	2484

Cash	0.00	0
Check	0.00	0
Credit Card	0.00	0
Total	0.00	0

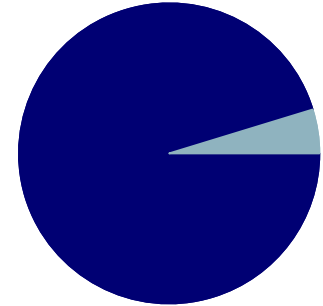
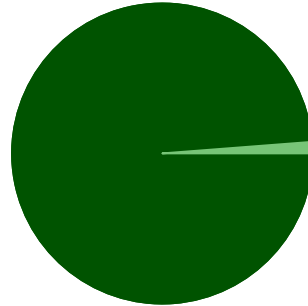
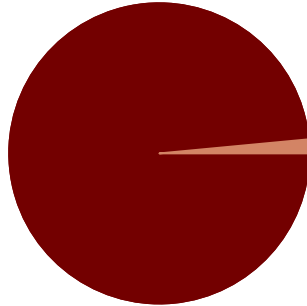
Last Assessor Bridge	
Run on:	01/24/2022

Percent Collection as of 04/29/2022

REAL ESTATE
 Uncollected - 1.50%
 Collected - 98.50%

PERSONAL PROPERTY
 Uncollected - 1.22%
 Collected - 98.78%

MV REGULAR
 Uncollected - 4.71%
 Collected - 95.29%



■	Total Due = \$217,243.09
■	Total Paid = \$14,255,694.41

■	Total Due = \$13,931.03
■	Total Paid = \$1,131,915.14

■	Total Due = \$84,323.91
■	Total Paid = \$1,705,919.92

Type	Total Billed	Total Paid	Total Due	Percent Collected
REAL ESTATE	14,472,937.50	14,255,694.41	217,243.09	98.50
PERSONAL PRO	1,145,846.17	1,131,915.14	13,931.03	98.78
MOTOR VEHICL	1,790,243.83	1,705,919.92	84,323.91	95.29
MOTOR SUPPLE	286,362.36	243,612.05	42,750.31	85.07
SEWER ASSESS	49,527.45	80,874.70	-31,347.25	163.29
WATER	10,450.00	15,719.51	-5,269.51	150.43
TOTALS:	\$17,755,367.31	\$17,433,735.73	\$321,631.58	

Original Beginning Balance Totals

Type	Count	Gross Assessment	Exemptions	Net Assessment	First Installment	Second Installment	Total Tax
REAL ESTATE	2,361	379,885,663	2,782,890	377,102,773	6,520,275.67	6,519,824.34	13,040,100.01
REAL ESTATE C	81	8,986,860	304,000	8,682,860	109,053.21	108,835.64	217,888.85
REAL ESTATE X	87	41,682,580	41,682,580	0	0.00	0.00	0.00
PERSONAL PROPERTY	273	37,702,139	4,814,245	32,887,894	576,015.79	571,772.58	1,147,788.37
MOTOR VEHICLE	5,798	52,552,590	467,380	52,085,210	1,811,888.34	0.00	1,811,888.34
MOTOR SUPPLEMENTAL	1,198	15,430,670	21,020	15,409,650	288,904.57	0.00	288,904.57
SEWER ASSESSMENT	228	0	0	0	42,943.44	0.00	42,943.44
WATER	176	0	0	0	9,652.76	0.00	9,652.76
TOTALS:	10,202	536,240,502	50,072,115	486,168,387	9,358,733.78	7,200,432.56	16,559,166.34

Waived Bills

Type	Count	Gross Assessment	Exemptions	Net Assessment	Total Tax	Waived Amount
TOTALS:	0	0	0	0	0.00	0.00

Summary of Cash Collections - Year to Date

Type	Taxes	Bond Int	Interest	Lien	Fees	Total
REAL ESTATE	14,255,694.41	0.00	17,715.19	0.00	80.00	14,273,489.60
PERSONAL PROPERTY	1,131,915.14	0.00	1,135.29	0.00	20.00	1,133,070.43
MOTOR VEHICLE	1,705,919.92	0.00	16,899.14	0.00	0.00	1,722,819.06
MOTOR SUPPLEMENTAL	243,612.05	0.00	1,769.50	0.00	20.00	245,401.55
SEWER ASSESSMENT	7,782.09	348.13	145.64	24.00	0.00	8,299.86
WATER	627.46	594.30	143.44	0.00	0.00	1,365.20
TOTALS:	17,345,551.07	942.43	37,808.20	24.00	120.00	17,384,445.70

Summary of Cash Collections - Monthly for April 2022

Type	Taxes	Bond Int	Interest	Lien	Fees	Total
REAL ESTATE	24,454.93	0.00	2,004.99	0.00	0.00	26,459.92
PERSONAL PROPERTY	-11,450.85	0.00	124.01	0.00	0.00	-11,326.84
MOTOR VEHICLE	7,159.05	0.00	1,118.87	0.00	0.00	8,277.92
MOTOR SUPPLEMENTAL	7,852.47	0.00	480.59	0.00	0.00	8,333.06
TOTALS:	28,015.60	0.00	3,728.46	0.00	0.00	31,744.06



*Beacon Falls Taxpayers
keep their town
GOING and GROWING!*

Town of BEACON FALLS
Connecticut

Tax Collector

May 2, 2021

To: Board of Finance

From: Jennifer Bilsky, Tax Collector

Re: **Suspense List**

As required by **State Statute 12-165**, I am submitting a suspense list for your approval for the Town of Beacon Falls, CT. Last fiscal year, we collected **\$28,153.12** on suspended accounts which indicates these accounts are not ignored and every effort is made to collect whenever possible.

Personal Property: \$12,687.09

Motor Vehicle: \$14,347.68

Motor Vehicle Supplemental: \$4,313.09

Real Estate \$18,055.90

Grand Total: **\$49,403.76**

Real estate is normally not suspended; however, the above relates to Trailers which have been removed or foreclosed and the town does not have any legal claim.

Sincerely,

Jennifer Bilsky

Dated at Beacon Falls, CT. on the 2nd day of May 2022 respectfully submitted Jennifer Bilsky
(tax Collector) A detailed examination has been made of the above statement, dated this May 2021,
and recommend transferring to Suspense Tax Book. Chairman Board of
Finance _____ dated at Beacon Falls, Ct. the _____ day
of _____ 2021.

Process Suspense Report

TOWN OF BEACON FALLS Date: 04/28/2022 Time: 15:24:26

Condition (s): Year: 2020, Type: 02 - PERS PROP, Order: Bill Number, Total Only: No, Recap by Dist: No

Bill #	Dst Name	Code Reason	Date	Town Due/Susp	Dist Due/Susp	Sewer Due/Susp	Total
2017-02-0040019	APPLEGATE BROKERAGE LLC		04/28/2022	157.24			
2017-02-0040042	BEN'S MOWING OR RAKING LLC		04/28/2022	219.36			
2017-02-0040045	BIRCHWOOD KENNELS		04/28/2022	1,703.10			
2017-02-0040046	BLACKFOOT SALES LLC		04/28/2022	53.13			
2017-02-0040047	BOTTI & LENNERS AUTOMOTIVE		04/28/2022	4,280.00			
2017-02-0040057	CCR		04/28/2022	802.72			
2017-02-0040069	CNS		04/28/2022	315.20			
2017-02-0040085	CYCLE SOLUTIONS INC		04/28/2022	209.66			
2017-02-0040102	EMERGENCY VEHICLE CONCEPTS		04/28/2022	54.93			
2017-02-0040109	FINE LINE MOTORS LLC		04/28/2022	19.75			
2017-02-0040128	HUB INTERNATIONAL NEW ENGLAND		04/28/2022	87.60			
2017-02-0040145	KINGSLEY MICHAEL		04/28/2022	2,928.00			
2017-02-0040151	KUTZS & SON LANDSCAPING		04/28/2022	267.10			
2017-02-0040158	LILLIS TREE REMOVAL & LANDSCAPING LLC		04/28/2022	35.54			
2017-02-0040167	MARX CONTRACTORS LLC		04/28/2022	417.16			
2017-02-0040201	PONT COMPUTERS		04/28/2022	87.60			
2017-02-0040208	PRZYBYLSKI ADAM		04/28/2022	42.36			
2017-02-0040213	RENT A PAINTER		04/28/2022	684.26			
2017-02-0040231	SHOWCASE REALTY INC		04/28/2022	35.18			
2017-02-0040276	WILLOWS FLOWERS & FRUIT BASKETS		04/28/2022	287.20			
PERSONAL PROPERTY	# Of Acct: 20			12,687.09			
YR : 2017	TOTAL : 20			12,687.09			
Grand Total: 20				12,687.09			

Process Suspense Report

TOWN OF BEACON FALLS Date: 04/28/2022 Time: 15:26:38

Condition (s): Year: 2020, Type: 03 - MOTOR VEH, Order: Bill Number, Total Only: No, Recap by Dist: No

Bill #	Dst	Name	Code	Reason	Date	Town Due/Susp	Dist Due/Susp	Sewer Due/Susp	Total
2017-03-0050090		ADAMSKI MICHAEL W			04/28/2022	93.70			
2017-03-0050169		ANDRICOVICH ASHTYN L			04/28/2022	227.61			
2017-03-0050224		BACHLEDA JOANN			04/28/2022	71.80			
2017-03-0050225		BACHLEDA JOANN			04/28/2022	175.19			
2017-03-0050226		BACHLEDA JOANN			04/28/2022	452.34			
2017-03-0050227		BACHLEDA JOANN			04/28/2022	17.95			
2017-03-0050267		BALUHA JAYSON G			04/28/2022	182.37			
2017-03-0050271		BANDANZA SARAH A			04/28/2022	323.10			
2017-03-0050272		BANDANZA SARAH A			04/28/2022	223.66			
2017-03-0050273		BANDANZA SARAH A			04/28/2022	29.44			
2017-03-0050287		BARDINELLI ROGER D			04/28/2022	223.66			
2017-03-0050408		BENEVIDES RICHARD G			04/28/2022	194.58			
2017-03-0050409		BENEVIDES RICHARD G			04/28/2022	731.28			
2017-03-0050410		BENEVIDES RICHARD G			04/28/2022	135.34			
2017-03-0050411		BENEVIDES RICHARD G			04/28/2022	127.45			
2017-03-0050417		BENNETT CURTIS L			04/28/2022	100.52			
2017-03-0050663		BROOKS DESIREE L			04/28/2022	189.19			
2017-03-0050804		CALDWELL CHRISTINA C			04/28/2022	157.60			
2017-03-0050811		CAMILINI MARK D			04/28/2022	151.50			
2017-03-0050812		CAMILINI MARK D			04/28/2022	54.93			
2017-03-0050855		CARLS ROBERT M			04/28/2022	33.10			
2017-03-0050900		CASSETTI CHARLES A			04/28/2022	92.98			
2017-03-0050938		CERVERA STEFANO			04/28/2022	54.93			
2017-03-0051002		CISSE MAMADOU L			04/28/2022	371.92			
2017-03-0051003		CISSE SIRA D			04/28/2022	170.88			
2017-03-0051008		CLARK HOLLIS O			04/28/2022	98.01			
2017-03-0051150		CROTEAU NORA J			04/28/2022	438.70			
2017-03-0051270		DAVIS ROBERT L II			04/28/2022	675.28			
2017-03-0051298		DECHILLO MARISSA			04/28/2022	586.25			
2017-03-0051304		DEFONCE DIANNE M			04/28/2022	171.60			
2017-03-0051331		DELANEY WILLIAM J			04/28/2022	297.25			
2017-03-0051386		DICKINSON JAMES B			04/28/2022	108.78			
2017-03-0051746		FERNANDES JACINTO JR			04/28/2022	457.01			
2017-03-0051747		FERNANDES JACINTO JR			04/28/2022	221.86			
2017-03-0051860		FRANCOEUR KIM M			04/28/2022	411.41			
2017-03-0051880		FRENZEL MICHAEL J			04/28/2022	423.62			
2017-03-0051887		FRISING PAUL T			04/28/2022	62.83			
2017-03-0051932		GALLEGAN JOSHUA R			04/28/2022	52.41			
2017-03-0052038		GODFREY MAXX R			04/28/2022	268.17			
2017-03-0052142		GUIDI BRIAN J			04/28/2022	56.72			
2017-03-0052205		HANOMAN ROUDOLPH R			04/28/2022	252.02			
2017-03-0052398		HORNAK STEPHEN J			04/28/2022	19.49			
2017-03-0052570		JOHNSON JACQUELYN M			04/28/2022	284.37			
2017-03-0052718		KENNY BRIAN A			04/28/2022	339.26			
2017-03-0053026		LEIGHTON BETH A			04/28/2022	68.57			
2017-03-0053027		LEIGHTON BETH A			04/28/2022	140.01			
2017-03-0053028		LEIGHTON STEVEN A			04/28/2022	124.57			
2017-03-0053029		LEIGHTON STEVEN A			04/28/2022	172.68			
2017-03-0053120		LONGO JONATHAN R			04/28/2022	117.75			
2017-03-0053184		MAGDA KENNETH R			04/28/2022	57.08			
2017-03-0053319		MATHIS DAMITA J			04/28/2022	349.31			
2017-03-0053364		MCGLYNN JOHN P			04/28/2022	321.66			
2017-03-0053410		MEDGANSIS PAUL J			04/28/2022	79.70			
2017-03-0053914		ONZE AMANDA L			04/28/2022	96.93			
2017-03-0053917		ONZE MATTHEW			04/28/2022	361.87			
2017-03-0054232		PRINGLE JASON P			04/28/2022	206.07			

Process Suspense Report

TOWN OF BEACON FALLS Date: 04/28/2022 Time: 15:26:38

Condition (s): Year: 2020, Type: 03 - MOTOR VEH, Order: Bill Number, Total Only: No, Recap by Dist: No

Bill #	Dst Name	Code	Reason	Date	Town Due/Susp	Dist Due/Susp	Sewer Due/Susp	Total
2017-03-0054293	RAU ROBIN M			04/28/2022	69.65			
2017-03-0054339	RENAUD DEBORAH L			04/28/2022	24.41			
2017-03-0054458	RODRIGUEZ JAN C			04/28/2022	298.33			
2017-03-0054491	ROSS STEVEN W JR			04/28/2022	47.03			
2017-03-0054492	ROSS STEVEN W JR			04/28/2022	59.24			
2017-03-0054504	RUDY BRENNEN J			04/28/2022	168.37			
2017-03-0054576	SAMONEK CHRISTOPHER			04/28/2022	17.95			
2017-03-0054691	SCOLLIN MICHAEL E			04/28/2022	222.58			
2017-03-0054820	SILL RICHARD A			04/28/2022	112.01			
2017-03-0055172	SZYDLO MARIANNE			04/28/2022	70.36			
2017-03-0055189	TAYLOR DONNA M			04/28/2022	144.68			
2017-03-0055280	TORRES CRYSTAL M			04/28/2022	69.29			
2017-03-0055281	TORRES CRYSTAL M			04/28/2022	302.28			
2017-03-0055422	VALENTINE JENNIE A			04/28/2022	234.43			
2017-03-0055477	VICCHITTO STEPHEN V			04/28/2022	142.52			
2017-03-0055478	VICKSTROM JON C			04/28/2022	69.29			
2017-03-0055597	WHITE EVA B			04/28/2022	109.85			
2017-03-0055733	ZABBO LAUREN R			04/28/2022	84.37			
2017-03-0055745	ZALENSKI DEBORAH A			04/28/2022	59.59			
2017-03-0055854	YANCIK JENESSA L			04/28/2022	133.19			
MOTOR VEHICLE	# Of Acct: 76							14,347.68
YR : 2017	TOTAL : 76							14,347.68
Grand Total: 76								14,347.68

Process Suspense Report

TOWN OF BEACON FALLS Date: 04/28/2022 Time: 15:27:39

Page: 1

Condition (s): Year: 2020, Type: 04 - MVS, Order: Bill Number, Total Only: No, Recap by Dist: No

Bill #	Dst Name	Code Reason	Date	Town Due/Susp	Dist Due/Susp	Sewer Due/Susp	Total
2017-04-0080057	BALUHA JAYSON G		04/28/2022	209.48			
2017-04-0080084	BENEVIDES RICHARD G		04/28/2022	51.23			
2017-04-0080133	BROWN DOUGLAS F		04/28/2022	124.54			
2017-04-0080134	BROWN DOUGLAS F		04/28/2022	145.75			
2017-04-0080162	CAMPBELL KAREN J		04/28/2022	10.45			
2017-04-0080163	CAMPBELL KAREN J		04/28/2022	489.35			
2017-04-0080170	CARMICHAEL BRANDT A		04/28/2022	36.69			
2017-04-0080186	CHANNEY JESSICA L		04/28/2022	49.61			
2017-04-0080295	EDWARDS WESLEY F 2ND		04/28/2022	147.51			
2017-04-0080384	GERMER CHELSEA M		04/28/2022	116.78			
2017-04-0080406	GUIDI BRIAN J		04/28/2022	36.62			
2017-04-0080407	GUIDI BRIAN J		04/28/2022	45.77			
2017-04-0080439	HENNESSEY JUSTIN J		04/28/2022	238.66			
2017-04-0080440	HENNESSEY JUSTIN J		04/28/2022	30.84			
2017-04-0080623	LUBY DANIELLE M		04/28/2022	56.65			
2017-04-0080635	MALOTA BRIAN J JR		04/28/2022	57.15			
2017-04-0080663	MCCONNELL HEATHER L		04/28/2022	252.92			
2017-04-0080701	MUSAH ABUBAKARI		04/28/2022	262.68			
2017-04-0080727	NJB ELECRICAL SERVICES LLC		04/28/2022	652.30			
2017-04-0080782	PIERCE WILLIAM J		04/28/2022	70.76			
2017-04-0080804	PRIETO IRENE		04/28/2022	323.78			
2017-04-0080805	PRINGLE ERIN A		04/28/2022	192.93			
2017-04-0080806	PRINGLE JASON P		04/28/2022	379.46			
2017-04-0080827	RAPUANO NICOLE M		04/28/2022	76.86			
2017-04-0080848	ROBERTS BRITTANY D		04/28/2022	118.69			
2017-04-0080873	SAMONEK CHRISTOPHER		04/28/2022	26.31			
2017-04-0080920	SIMON BRENDON J		04/28/2022	109.32			
MOTOR SUPPLEMENTAL	# Of Acct: 27			4,313.09			
YR : 2017	TOTAL : 27			4,313.09			
Grand Total: 27				4,313.09			

Process Suspense Report

TOWN OF BEACON FALLS Date: 04/28/2022 Time: 15:43:05

Condition (s): Year: 2020, Type: 01 - REAL ESTATE, Order: Bill Number, Total Only: No, Recap by Dist: No

Bill #	Dst Name	Code	Reason	Date	Town Due/Susp	Dist Due/Susp	Sewer Due/Susp	Total
2006-01-0001550	MORAN CHARLES E	CC	CANNOT COLLECT	04/28/2022	133.47			
2006-01-0002002	SEELEY KRIS	CC	CANNOT COLLECT	04/28/2022	415.28			
REAL ESTATE	# Of Acct: 2				548.75			
YR : 2006	TOTAL : 2				548.75			
2007-01-0002027	SEELEY KRIS	CC	CANNOT COLLECT	04/28/2022	452.82			
REAL ESTATE	# Of Acct: 1				452.82			
YR : 2007	TOTAL : 1				452.82			
2008-01-0002058	SEELEY KRIS	CC	CANNOT COLLECT	04/28/2022	443.66			
REAL ESTATE	# Of Acct: 1				443.66			
YR : 2008	TOTAL : 1				443.66			
2009-01-0000145	BENNETT CURTIS	CC	CANNOT COLLECT	04/28/2022	506.88			
2009-01-0002071	SEELEY KRIS	CC	CANNOT COLLECT	04/28/2022	468.74			
REAL ESTATE	# Of Acct: 2				975.62			
YR : 2009	TOTAL : 2				975.62			
2010-01-0000161	BENNETT CURTIS	CC	CANNOT COLLECT	04/28/2022	516.78			
2010-01-0002078	BEACON FALLS TRAILER COURT	CC	CANNOT COLLECT	04/28/2022	477.90			
REAL ESTATE	# Of Acct: 2				994.68			
YR : 2010	TOTAL : 2				994.68			
2011-01-0000168	BENNETT CURTIS	CC	CANNOT COLLECT	04/28/2022	501.02			
2011-01-0001794	PLATINO PAUL C	CC	CANNOT COLLECT	04/28/2022	730.54			
2011-01-0002405	GELOSOS JESSICA M	CC	CANNOT COLLECT	04/28/2022	291.57			
REAL ESTATE	# Of Acct: 3				1,523.13			
YR : 2011	TOTAL : 3				1,523.13			
2012-01-0000157	BENNETT CURTIS	CC	CANNOT COLLECT	04/28/2022	513.92			
2012-01-0001598	PLATINO PAUL C	CC	CANNOT COLLECT	04/28/2022	749.34			
2012-01-0002403	GELOSOS JESSICA M	CC	CANNOT COLLECT	04/28/2022	598.14			
REAL ESTATE	# Of Acct: 3				1,861.40			
YR : 2012	TOTAL : 3				1,861.40			
2013-01-0000162	BENNETT CURTIS	CC	CANNOT COLLECT	04/28/2022	523.58			
2013-01-0000804	GELOSOS JESSICA M	CC	CANNOT COLLECT	04/28/2022	609.38			
2013-01-0001610	PLATINO PAUL C	CC	CANNOT COLLECT	04/28/2022	763.44			
REAL ESTATE	# Of Acct: 3				1,896.40			
YR : 2013	TOTAL : 3				1,896.40			
2014-01-0000162	BENNETT CURTIS	CC	CANNOT COLLECT	04/28/2022	538.08			
2014-01-0000804	GELOSOS JESSICA M	CC	CANNOT COLLECT	04/28/2022	626.26			
2014-01-0001610	PLATINO PAUL C	CC	CANNOT COLLECT	04/28/2022	784.58			
REAL ESTATE	# Of Acct: 3				1,948.92			

Process Suspense Report

TOWN OF BEACON FALLS Date: 04/28/2022 Time: 15:43:05
 Condition (s): Year: 2020, Type: 01 - REAL ESTATE, Order: Bill Number, Total Only: No, Recap by Dist: No

Bill #	Dst Name	Code	Reason	Date	Town Due/Susp	Dist Due/Susp	Sewer Due/Susp	Total
YR : 2014	TOTAL : 3				1,948.92			
2015-01-0000164	BENNETT CURTIS	CC	CANNOT COLLECT	04/28/2022	530.02			
2015-01-0000797	GELOSOS JESSICA M	CC	CANNOT COLLECT	04/28/2022	616.88			
2015-01-0001390	MCLAIN PAUL K	CC	CANNOT COLLECT	04/28/2022	552.40			
2015-01-0001693	PLATINO PAUL C	CC	CANNOT COLLECT	04/28/2022	739.92			
REAL ESTATE	# Of Acct: 4				2,439.22			
YR : 2015	TOTAL : 4				2,439.22			
2016-01-0000167	BENNETT CURTIS	CC	CANNOT COLLECT	04/28/2022	489.68			
2016-01-0000454	COTE LOUIS D	CC	CANNOT COLLECT	04/28/2022	267.64			
2016-01-0000805	GELOSOS JESSICA M	CC	CANNOT COLLECT	04/28/2022	595.22			
2016-01-0001699	PLATINO PAUL C	CC	CANNOT COLLECT	04/28/2022	678.88			
REAL ESTATE	# Of Acct: 4				2,031.42			
YR : 2016	TOTAL : 4				2,031.42			
2017-01-0000462	COTE LOUIS D	CC	CANNOT COLLECT	04/28/2022	535.28			
2017-01-0000815	GELOSOS JESSICA M	CC	CANNOT COLLECT	04/28/2022	595.22			
2017-01-0001714	JMPD INVESTMENTS LLC	CC	CANNOT COLLECT	04/28/2022	678.88			
REAL ESTATE	# Of Acct: 3				1,809.38			
YR : 2017	TOTAL : 3				1,809.38			
2018-01-0000466	COTE LOUIS D	CC	CANNOT COLLECT	04/28/2022	535.28			
2018-01-0000823	GELOSOS JESSICA M	CC	CANNOT COLLECT	04/28/2022	595.22			
REAL ESTATE	# Of Acct: 2				1,130.50			
YR : 2018	TOTAL : 2				1,130.50			
Grand Total: 33					18,055.90			

Town of Beacon Falls

Treasurers Report

04/30/2022	Current Interest Rates	Account Structure	Interest Posted at Month-end	Outstanding Checks	General Ledger Balance as of 4/30/2022	GL + OS Checks	Bank Balance as of 4/30/2022	
<u>LIBERTY BANK Accounts</u>								
<u>Major Funds</u> 0.10%								
General Fund ***		Commercial Checking	\$644.87	\$60,076.19	\$9,027,391.68	\$9,087,467.87	\$9,087,264.14	(\$203.73) Looking for this.
SWWT Checking		Municipal Interest	\$110.85		\$1,403,702.88	\$1,403,702.88	\$1,403,702.88	=
Bonded Projects Checking		Municipal Interest	\$406.49	\$12,831.75	\$5,037,447.00	\$5,050,278.75	\$5,050,278.75	=
Capital Non-Recurring		Municipal Interest	\$46.37		\$555,683.32	\$555,683.32	\$555,683.32	=
Unbudgeted Grants		Municipal Interest	\$50.46	\$289.29	\$579,805.12	\$580,094.41	\$580,094.41	=
<u>Other Government Funds</u>								
Town Clerk	0.10%	Municipal Interest	\$1.80		\$24,716.70	\$24,716.70	\$24,716.70	=
Public Library		PayBack Business Checking		\$16.59	\$7,998.03	\$8,014.62	\$8,014.62	=
Library Money Market Account	0.10%	Max Money Market Business	\$0.50		\$11,450.62	\$11,450.62	\$11,450.62	=
Special Activities	0.10%	Municipal Interest	\$2.16		\$27,200.36	\$27,200.36	\$27,200.36	=
Dog Fund	0.05%	Bus Municipal Money Market	\$0.09		\$2,075.79	\$2,075.79	\$2,075.79	=
OS Preservation	0.05%	Bus Municipal Money Market	\$0.38		\$8,631.36	\$8,631.36	\$8,631.36	=
Flag Fund	0.05%	Bus Municipal Money Market			\$-	\$-	\$-	=
<u>Fiduciary Fund</u>								
Melbourne Trust		Commercial Checking			\$1,480.04	\$1,480.04	\$1,480.04	=
<u>Small Cities Accounts</u>								
Small Cities Revolving Fund	0.05%	Commercial Checking	\$2.08		\$52,279.13	\$52,279.13	\$52,279.13	=
Small Cities 2017 Grant Expenditures	0.05%	Bus Municipal Money Market			\$23.00	\$23.00	\$23.00	=
			\$1,266.05	\$73,213.82	\$16,739,885.03	\$16,813,098.85	\$16,812,895.12	
Service Fees Posted against Interest in GF			<u>(\$71.50)</u>					
			<u>\$1,194.55</u>					

Newtown Savings Bank -- Melbourne Account

Newtown Savings Bank -- Melbourne Account	3 months Interest through 3/21/22	\$5.66	\$10,875.20	\$10,000.00
---	--------------------------------------	--------	-------------	-------------

Interest rates posted in red by account.

REFUNDS		To be Presented at Bd. Of Selectman Meeting-				
		05.09.2022				
NAME/ADDRESS	G/L Bill #	UNIQUE ID #	Amounts	Total	Comments	Outstanding Taxes? /Notes
Nissan Infiniti LT LLC	2020-3-53672	53672	\$186.12		CC# 32-09084M	
Tax Operations/Property Tax P.O. Box 650214 Dallas, TX 75265-0214	2020-3-53699	53699	\$133.63		CC# 32-09083M	
			TOTAL	\$319.75		
Mary Holloway 14 Dolly Dr Beacon Falls, CT 06403	2020-03-52321	00523	\$69.23	\$69.23	CC# 32-09098M	
			TOTAL	\$388.98		
ONCE VOTED UPON PLEASE SEND TO FINANCE DEPT.						