

Town Only

Terminal / Batch	
Terminal	2
Batch	2589

Cash	0.00	0
Check	9.43	1
Credit Card	0.00	0
Total	9.43	1


Last Assessor Bridge	
Run on:	05/16/2022

Percent Collection as of 09/06/2022

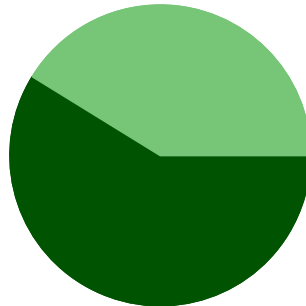
REAL ESTATE
 Uncollected - 49.42%
 Collected - 50.58%

PERSONAL PROPERTY
 Uncollected - 41.20%
 Collected - 58.80%

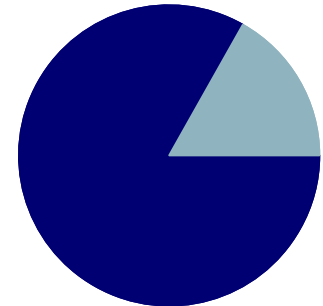
MV REGULAR
 Uncollected - 16.84%
 Collected - 83.16%



■ Total Due = \$7,209,547.91
■ Total Paid = \$7,379,628.97



■ Total Due = \$366,103.86
■ Total Paid = \$522,558.56



■ Total Due = \$313,306.08
■ Total Paid = \$1,547,362.72

Type	Total Billed	Total Paid	Total Due	Percent Collected
REAL ESTATE	14,589,176.88	7,379,628.97	7,209,547.91	50.58
PERSONAL PRO	888,662.42	522,558.56	366,103.86	58.80
MOTOR VEHICL	1,860,668.80	1,547,362.72	313,306.08	83.16
SEWER ASSESS	46,683.67	54,530.48	-7,846.81	116.81
WATER	10,629.01	21,251.11	-10,622.10	199.93
TOTALS:	\$17,395,820.78	\$9,525,331.84	\$7,870,488.94	

Original Beginning Balance Totals

Type	Count	Gross Assessment	Exemptions	Net Assessment	First Installment	Second Installment	Total Tax
REAL ESTATE	2,416	477,492,010	3,186,278	474,305,732	6,654,905.76	6,654,353.34	13,309,259.10
REAL ESTATE C	85	10,961,280	185,000	10,776,280	109,881.45	109,667.99	219,549.44
REAL ESTATE X	87	44,673,760	44,673,760	0	0.00	0.00	0.00
PERSONAL PROPERTY	270	44,236,722	12,846,342	31,390,380	446,800.42	441,862.00	888,662.42
MOTOR VEHICLE	5,919	66,987,899	359,050	66,628,849	1,878,921.79	0.00	1,878,921.79
SEWER ASSESSMENT	242	0	0	0	40,733.59	0.00	40,733.59
WATER	178	0	0	0	10,154.64	0.00	10,154.64
TOTALS:	9,197	644,351,671	61,250,430	583,101,241	9,141,397.65	7,205,883.33	16,347,280.98

Waived Bills

Type	Count	Gross Assessment	Exemptions	Net Assessment	Total Tax	Waived Amount
TOTALS:	0	0	0	0	0.00	0.00

Summary of Cash Collections - Year to Date

Type	Taxes	Bond Int	Interest	Lien	Fees	Total
REAL ESTATE	7,379,628.97	0.00	1,564.60	0.00	40.00	7,381,233.57
PERSONAL PROPERTY	522,558.56	0.00	173.53	0.00	0.00	522,732.09
MOTOR VEHICLE	1,547,362.72	0.00	3,224.90	0.00	0.00	1,550,587.62
SEWER ASSESSMENT	2,035.96	0.00	0.00	24.00	0.00	2,059.96
TOTALS:	9,451,586.21	0.00	4,963.03	24.00	40.00	9,456,613.24

Summary of Cash Collections - Monthly for September

Type	Taxes	Bond Int	Interest	Lien	Fees	Total
REAL ESTATE	4,077.43	0.00	187.44	0.00	0.00	4,264.87
PERSONAL PROPERTY	1,227.80	0.00	20.17	0.00	0.00	1,247.97
MOTOR VEHICLE	17,009.22	0.00	629.86	0.00	0.00	17,639.08
TOTALS:	22,314.45	0.00	837.47	0.00	0.00	23,151.92

Summary of Open Batches for 09/06/2022

User	Terminal	Batch #	Last Eff. Date	Last Pay Date
MONEY	2	2589	08/31/2022	09/06/2022

END OF MONTH BALANCING

14 CODE T

JULY 2022

07/01/22 TO 07/31/22 G/L 2021

	<u>\$17,882,702.35</u>
TAX COLLECTED ON CASH REPORT(SUBTRACT)	-\$7,189,750.64
BOUNCED CHECKS (ADD)	\$5,124.24
REFUNDS(ADD)	\$1,887.87
ADJUSTMENTS-NET INCREASE (ADD)	
ADJUSTMENTS-NET DECREASE (SUBTRACT)	
TRANSFERS-TAX AMT NEGATIVE (ADD)	
TRANSFERS-TAX AMT POSITIVE (SUBTRACT)	
SUSPENSE PUT ON AS OF (SUNTRACT)	
CURRENT MONTH UNCOLLECTED BALANCE ON GRBB	<u>\$10,700,001.76</u>

**CASH REPORT
TOWN OF BEACON FALLS**

MONTHLY SUMMARY REPORT BY BILLING YEAR

Condition: Year From: 2006 TO 2021 CASH: CITY Date: 08/16/2022 Pay Date: 07/01/2022 To 07/31/2022 Time: 12:08:41 Page: 2
 Recap Option: Year Type District: All Term# Total Only: YES Bill Type: 14 CODE T Susp/Credit: ALL Cycle #: 00 TO 00

BILL #	S-D	CITY Gross	INTEREST Exmpt	LIEN Net	FEES Tax	BINT	TOTAL	DATE PAID	K	TP	OVR	BATCH	TRANS#	TERM#	NAME
TOT YR 2021		7,162,690.50	0.00	0.00	20.00	0.00	7,162,710.50								
TOT CUR/YR COLL.		7,162,690.50	0.00	0.00	20.00	0.00	7,162,710.50								
TOT BACK/YR COLL.		27,583.00	4,937.76	72.00	271.42	0.00	32,864.18								
TOT ACTIVE		7,189,750.64	4,304.35	72.00	222.58	0.00	7,194,349.57								
TOT SUSPENSE		522.86	633.41	0.00	68.84	0.00	1,225.11								
GRAND TOTAL		7,190,273.50	4,937.76	72.00	291.42	0.00	7,195,574.68								
CITY		CURRENT:	7,162,710.50	BACK	:	32,864.18									

RECEIPT TOTAL 7,195,574.68
 CASH TOTAL 60,454.69
 CHANGE TOTAL 6.00

 CASH BALANCE 60,448.69
 CHECK TOTAL 6,456,897.77
 CREDIT TOTAL 678,228.22
 DEPOSIT TOTAL 6,517,346.46 *** (EXCLUDE CREDIT CARD)

 DEPOSIT TOTAL 7,195,574.68

**ADJUSTMENT REPORT
TOWN OF BEACON FALLS**

MONTHLY SUMMARY REPORT BY ADJUSTMENT CODE CASH: CITY Date: 08/16/2022 Pay Date: 07/01/2022 To 07/31/2022 Time: 12:08:42 Page: 1
 Condition: Year From: 2006 TO 2021 District: All Term# Bill Type: 14 CODE T Susp/Credit: ALL Cycle #: 00 TO 00

BILL # S-D ADJ ASSM EXEMP CODE COC DATE-PAID MON TP OVR BATCH TRANS# TERM# NAME PLAN

TOT REAL 3,252.46 114887 0
 3,252.46

TOT YR 2021 3,252.46 114887 0
 3,252.46

11-REAL ESTATE INC 3,252.46 114887 0
 3,252.46

TOT REAL -651.98 -23030 0
 -651.98

TOT YR 2021 -651.98 -23030 0
 -651.98

12-REAL ESTATE DEC -651.98 -23030 0
 -651.98

TOT M/V 4,571.40 155477 -6000
 4,571.40

TOT YR 2021 4,571.40 155477 -6000
 4,571.40

31-MOTOR VEHICLE INC 4,571.40 155477 -6000
 4,571.40

TOT M/V -955.46 -27377 0
 -955.46

TOT YR 2020 -955.46 -27377 0
 -955.46

TOT M/V -21,363.95 -644573 110070
 -21,363.95

ADJUSTMENT REPORT
TOWN OF BEACON FALLS

MONTHLY SUMMARY REPORT BY ADJUSTMENT CODE

CASH: CITY Date: 08/16/2022 Pay Date: 07/01/2022 To 07/31/2022 Time: 12:08:42 Page: 2
 Condition: Year From: 2006 TO 2021 District: All Term# Bill Type: 14 CODE T Susp/Credit: ALL Cycle #: 00 TO 00

BILL # S-D ADJ ASSM EXEMP CODE COC DATE-PAID MON TP OVR BATCH TRANS# TERM# NAME PLAN

TOT YR 2021 -21,363.95 -644573 110070
 -21,363.95

32-MOTOR VEHICLE DEC -22,319.41 -671950 110070
 -22,319.41

TOT MVS -249.86 -6960 0
 -249.86

TOT YR 2019 -249.86 -6960 0
 -249.86

TOT MVS -126.30 -3619 0
 -126.30

TOT YR 2020 -126.30 -3619 0
 -126.30

42-MOTOR VEH SUPPL DEC -376.16 -10579 0
 -376.16

**BOUNCED CHECKS
TOWN OF BEACON FALLS**

MONTHLY SUMMARY REPORT BY BILLING YEAR CASH: CITY Date: 08/16/2022 Pay Date: 07/01/2022 To 07/31/2022 Time: 12:08:41 Page: 6
 Condition: Year From: 2006 TO 2021 District: All Term# Total Only: YES Bill Type: 14 CODE T Susp/Credit: ALL Cycle #: 00 TO 00
 Recap Option: Year Type

BILL #	S-D	CITY Gross	INTEREST Exmpt	LIEN Net	FEEs Tax	BINT	TOTAL	DATE PAID	K	TP	OVR	BATCH	TRANS#	TERM#	NAME
TOT REAL ESTATE		-1,560.00	0.00	0.00	0.00	0.00	-1,560.00								
TOT PERS PROP		-60.87	0.00	0.00	0.00	0.00	-60.87								
TOT MOTOR VEH		-3,503.37	0.00	0.00	0.00	0.00	-3,503.37								
TOT YR 2021		-5,124.24	0.00	0.00	0.00	0.00	-5,124.24								
TOT CUR/YR COLL.		-5,124.24	0.00	0.00	0.00	0.00	-5,124.24								
TOT ACTIVE		-5,124.24	0.00	0.00	0.00	0.00	-5,124.24								
GRAND TOTAL		-5,124.24	0.00	0.00	0.00	0.00	-5,124.24								
BOUNCE CKS		-5,124.24	0.00	0.00	0.00	0.00	-5,124.24								
CITY	CURRENT:		-5,124.24	BACK	:	0.00									

RECEIPT TOTAL	-5,124.24	
CASH TOTAL	0.00	
CHANGE TOTAL	0.00	

CASH BALANCE	0.00	
CHECK TOTAL	0.00	
CREDIT TOTAL	0.00	
DEPOSIT TOTAL	-5,124.24	*** (EXCLUDE CREDIT CARD)

DEPOSIT TOTAL	<u>-5,124.24</u>	

**REFUNDS
TOWN OF BEACON FALLS**

MONTHLY SUMMARY REPORT BY BILLING YEAR CASH: CITY Date: 08/16/2022 Pay Date: 07/01/2022 To 07/31/2022 Time: 12:08:42 Page: 7
 Condition: Year From: 2006 TO 2021 District: All Term# Total Only: YES Bill Type: 14 CODE T Susp/Credit: ALL Cycle #: 00 TO 00
 Recap Option: Year Type

BILL #	S-D	CITY Gross	INTEREST Exmpt	LIEN Net	FEES Tax	BINT	TOTAL	DATE PAID	K	TP	OVR	BATCH	TRANS#	TERM#	NAME
TOT MOTOR VEH		-144.68	0.00	0.00	0.00	0.00	-144.68								
TOT MVS		-308.42	0.00	0.00	0.00	0.00	-308.42								
TOT YR 2018		-453.10	0.00	0.00	0.00	0.00	-453.10								
TOT MOTOR VEH		-533.47	0.00	0.00	0.00	0.00	-533.47								
TOT YR 2019		-533.47	0.00	0.00	0.00	0.00	-533.47								
TOT PERS PROP		-54.36	0.00	0.00	0.00	0.00	-54.36								
TOT MOTOR VEH		-846.94	0.00	0.00	0.00	0.00	-846.94								
TOT YR 2020		-901.30	0.00	0.00	0.00	0.00	-901.30								
TOT BACK/YR COLL.		-1,887.87	0.00	0.00	0.00	0.00	-1,887.87								
TOT ACTIVE		-1,887.87	0.00	0.00	0.00	0.00	-1,887.87								
GRAND TOTAL		-1,887.87	0.00	0.00	0.00	0.00	-1,887.87								
TOT REFUNDS		-1,887.87	0.00	0.00	0.00	0.00	-1,887.87								
CITY	CURRENT:		0.00	BACK	:		-1,887.87								

RECEIPT TOTAL	-1,887.87	
CASH TOTAL	0.00	
CHANGE TOTAL	0.00	

CASH BALANCE	0.00	
CHECK TOTAL	0.00	
CREDIT TOTAL	0.00	
DEPOSIT TOTAL	-1,887.87	*** (EXCLUDE CREDIT CARD)

DEPOSIT TOTAL	<u>-1,887.87</u>	

Town Only

Terminal / Batch	
Terminal	2
Batch	2368

Cash	0.00	0
Check	0.00	0
Credit Card	0.00	0
Total	0.00	0

Last Assessor Bridge	
Run on:	03/16/2020

Percent Collection as of 08/04/2021

REAL ESTATE


Uncollected - 49.27%
Collected - 50.73%

PERSONAL PROPERTY


Uncollected - 49.17%
Collected - 50.83%

MV REGULAR

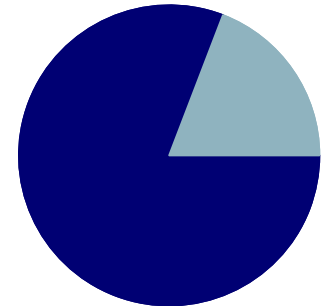
Uncollected - 19.18%
Collected - 80.82%



■	Total Due = \$7,122,738.02
■	Total Paid = \$7,334,970.22



■	Total Due = \$564,313.40
■	Total Paid = \$583,474.97



■	Total Due = \$345,522.32
■	Total Paid = \$1,455,899.22

Type	Total Billed	Total Paid	Total Due	Percent Collected
REAL ESTATE	14,457,708.24	7,334,970.22	7,122,738.02	50.73
PERSONAL PRO	1,147,788.37	583,474.97	564,313.40	50.83
MOTOR VEHICL	1,801,421.54	1,455,899.22	345,522.32	80.82
SEWER ASSESS	45,188.78	80,005.01	-34,816.23	177.05
WATER	9,007.16	15,092.05	-6,084.89	167.56
TOTALS:	\$17,461,114.09	\$9,469,441.47	\$7,991,672.62	

Original Beginning Balance Totals

Type	Count	Gross Assessment	Exemptions	Net Assessment	First Installment	Second Installment	Total Tax
REAL ESTATE	2,444	394,099,030	2,831,890	391,267,140	6,765,544.16	6,765,092.83	13,530,636.99
REAL ESTATE C	89	9,963,830	370,000	9,593,830	120,298.04	120,003.73	240,301.77
REAL ESTATE X	87	41,682,580	41,682,580	0	0.00	0.00	0.00
PERSONAL PROPERTY	273	37,702,139	4,814,245	32,887,894	576,015.79	571,772.58	1,147,788.37
MOTOR VEHICLE	5,787	52,552,590	467,380	52,085,210	1,811,888.34	0.00	1,811,888.34
SEWER ASSESSMENT	232	0	0	0	43,946.99	0.00	39,778.89
WATER	178	0	0	0	9,991.94	0.00	8,655.09
TOTALS:	9,090	536,000,169	50,166,095	485,834,074	9,327,685.26	7,456,869.14	16,779,049.45

Waived Bills

Type	Count	Gross Assessment	Exemptions	Net Assessment	Total Tax	Waived Amount
TOTALS:	0	0	0	0	0.00	0.00

Summary of Cash Collections - Year to Date

Type	Taxes	Bond Int	Interest	Lien	Fees	Total
REAL ESTATE	7,334,970.22	0.00	389.08	0.00	20.00	7,335,379.30
PERSONAL PROPERTY	583,474.97	0.00	0.00	0.00	0.00	583,474.97
MOTOR VEHICLE	1,455,899.22	0.00	347.75	0.00	0.00	1,456,246.97
SEWER ASSESSMENT	6,912.40	0.00	0.00	24.00	0.00	6,936.40
TOTALS:	9,381,256.81	0.00	736.83	24.00	20.00	9,382,037.64

Summary of Cash Collections - Monthly for August 2021

Type	Taxes	Bond Int	Interest	Lien	Fees	Total
REAL ESTATE	348,375.26	0.00	388.95	0.00	20.00	348,784.21
PERSONAL PROPERTY	294,660.66	0.00	0.00	0.00	0.00	294,660.66
MOTOR VEHICLE	163,430.79	0.00	347.59	0.00	0.00	163,778.38
SEWER ASSESSMENT	200.00	0.00	0.00	0.00	0.00	200.00
TOTALS:	806,666.71	0.00	736.54	0.00	20.00	807,423.25

END OF MONTH BALANCING

August 2022

Last Months Uncollected Tax on GRBBS-		<u>\$ 10,700,001.76</u>
Subtract TAX collected on CASH REPORT for Month-		<u>\$ 2,302,402.86</u>
Subtotal-		<u>\$ 8,397,598.90</u>
Add in Bounced Checks (Tax Column only)		<u>\$ 9,236.70</u>
	Subtotal-	<u>\$ 8,406,835.60</u>
Add in Refunds (Tax Column only)		<u>\$ 482.35</u>
	Subtotal-	<u>\$ 8,407,317.95</u>
Adjustments-Add if net is increase		<u>\$ 3,976.23</u>
-Subtract if net is Decrease		<u>\$</u>
	Subtotal-	<u>\$ 8,411,294.18</u>
Transfers-Add if tax amount is negative		<u>\$</u>
-Subtract if positive	Subtotal-	<u>\$ 1.99</u>
Suspense put on as of -subtract		<u>\$</u>
	Subtotal-	<u>\$ 8,411,292.19</u>
Current Month Uncollected Tax on GRBBS-		<u>\$ 8,411,292.19</u>
	Difference	<u>(\$0)</u>

GRAND RATEBOOK BALANCE SHEET REPORT
TOWN OF BEACON FALLS
GRAND LIST YEAR 2021

Year: 2006 To 2022, Pay Date: 08/31/2022,

Time: 09/07/2022 11:02:35 am All

Page: 1

YEAR/TYPE	ACTS	BEGINNING BALANCE	Dist:No LAWFUL INC.	Act/Susp: Active, CORRECTIONS DEC.	Cycle: 00 To 00, TAXES COLLECTABLE	Current SUSPENSE	Type: CITY, Bill TAXES/BINT PAID	Type: 14 INTEREST PAID	L+FEES PAID	TOTAL PAID	OVER PAID	UNCOLLECTED TAXES
REAL ESTAT	5	5,579.17	0.00	0.00	5,579.17	-548.75	0.00	0.00	0.00	0.00	0.00	5,030.42
MOTOR VEH	3	557.92	0.00	0.00	557.92	0.00	0.00	0.00	0.00	0.00	0.00	557.92
MVS	1	1.88	0.00	0.00	1.88	0.00	0.00	0.00	0.00	0.00	0.00	1.88
YR: 2006	9	6,138.97	0.00	0.00	6,138.97	-548.75	0.00	0.00	0.00	0.00	0.00	5,590.22
REAL ESTAT	5	5,937.96	0.00	0.00	5,937.96	-452.82	0.00	0.00	0.00	0.00	0.00	5,485.14
MOTOR VEH	3	495.35	0.00	0.00	495.35	0.00	0.00	0.00	0.00	0.00	0.00	495.35
YR: 2007	8	6,433.31	0.00	0.00	6,433.31	-452.82	0.00	0.00	0.00	0.00	0.00	5,980.49
REAL ESTAT	6	5,817.88	0.00	0.00	5,817.88	-443.66	0.00	0.00	0.00	0.00	0.00	5,374.22
MOTOR VEH	9	1,404.14	0.00	0.00	1,404.14	0.00	0.00	0.00	0.00	0.00	0.00	1,404.14
YR: 2008	15	7,222.02	0.00	0.00	7,222.02	-443.66	0.00	0.00	0.00	0.00	0.00	6,778.36
REAL ESTAT	7	7,390.50	0.00	0.00	7,390.50	-975.62	0.00	0.00	0.00	0.00	0.00	6,414.88
MOTOR VEH	8	954.16	0.00	0.00	954.16	0.00	0.00	0.00	0.00	0.00	0.00	954.16
MVS	1	145.15	0.00	0.00	145.15	0.00	0.00	0.00	0.00	0.00	0.00	145.15
YR: 2009	16	8,489.81	0.00	0.00	8,489.81	-975.62	0.00	0.00	0.00	0.00	0.00	7,514.19
REAL ESTAT	8	8,749.56	0.00	0.00	8,749.56	-994.68	0.00	0.00	0.00	0.00	0.00	7,754.88
MOTOR VEH	11	2,116.45	0.00	0.00	2,116.45	0.00	0.00	0.00	0.00	0.00	0.00	2,116.45
MVS	1	42.62	0.00	0.00	42.62	0.00	0.00	0.00	0.00	0.00	0.00	42.62
YR: 2010	20	10,908.63	0.00	0.00	10,908.63	-994.68	0.00	0.00	0.00	0.00	0.00	9,913.95
REAL ESTAT	8	8,721.89	0.00	0.00	8,721.89	-1,523.13	0.00	0.00	0.00	0.00	0.00	7,198.76
MOTOR VEH	1	263.42	0.00	0.00	263.42	0.00	0.00	0.00	0.00	0.00	0.00	263.42
YR: 2011	9	8,985.31	0.00	0.00	8,985.31	-1,523.13	0.00	0.00	0.00	0.00	0.00	7,462.18
REAL ESTAT	9	9,245.32	0.00	0.00	9,245.32	-1,861.40	0.00	0.00	0.00	0.00	0.00	7,383.92
MOTOR VEH	4	627.05	0.00	0.00	627.05	0.00	0.00	0.00	0.00	0.00	-27.86	627.05
MVS	3	744.22	0.00	0.00	744.22	0.00	0.00	0.00	0.00	0.00	0.00	744.22
YR: 2012	16	10,616.59	0.00	0.00	10,616.59	-1,861.40	0.00	0.00	0.00	0.00	-27.86	8,755.19
REAL ESTAT	9	9,782.90	0.00	0.00	9,782.90	-1,896.40	0.00	170.00	0.00	170.00	0.00	7,886.50

GRAND RATEBOOK BALANCE SHEET REPORT
TOWN OF BEACON FALLS
GRAND LIST YEAR 2021

Year: 2006 To 2022, Pay Date: 08/31/2022, Time: 09/07/2022 11:02:36 am

All

Page: 2

Conditions: YEAR/TYPE	Recap By ACTS	Year: Yes	Recap By	Dist: No	Act/Susp:	Active,	Cycle:	00 To 00,	Type:	CITY,	Bill	Type:	14 CODE T	L+FEES PAID	TOTAL PAID	OVER PAID	UNCOLLECTED TAXES	
			BEGINNING BALANCE	LAWFUL INC.	CORRECTIONS DEC.	TAXES COLLECTABLE	CURRENT SUSPENSE			TAXES/BINT PAID								
MOTOR VEH	4		255.27	0.00	0.00	255.27	0.00	0.00		0.00				108.70	0.00	108.70	-111.10	255.27
YR: 2013	13		10,038.17	0.00	0.00	10,038.17	-1,896.40			0.00				278.70	0.00	278.70	-111.10	8,141.77
REAL ESTAT	12		9,832.60	0.00	0.00	9,832.60	-1,948.92	0.00		61.00				24.00	85.00	0.00	7,883.68	
PERS PROP	2		0.00	0.00	0.00	0.00	0.00	0.00		0.00				0.00	0.00	0.00	0.00	
MOTOR VEH	9		-498.94	0.00	0.00	-498.94	0.00	0.00		0.00				0.00	0.00	-498.94	-498.94	
YR: 2014	23		9,333.66	0.00	0.00	9,333.66	-1,948.92			0.00				61.00	24.00	85.00	-498.94	7,384.74
REAL ESTAT	23		14,607.24	0.00	0.00	14,607.24	-2,439.22	3,685.68		1,844.90				0.00	5,530.58	0.00	8,482.34	
PERS PROP	2		0.00	0.00	0.00	0.00	0.00	0.00		0.00				0.00	0.00	0.00	0.00	
MOTOR VEH	12		-15.54	0.00	0.00	-15.54	0.00	0.00		0.00				0.00	0.00	-15.54	-15.54	
MVS	2		0.00	0.00	0.00	0.00	0.00	0.00		0.00				0.00	0.00	0.00	0.00	
YR: 2015	39		14,591.70	0.00	0.00	14,591.70	-2,439.22	3,685.68		1,844.90				0.00	5,530.58	-15.54	8,466.80	
REAL ESTAT	43		27,770.00	0.00	-548.92	27,221.08	-2,031.42	13,982.96		6,501.33				48.00	20,530.29	0.00	11,206.70	
PERS PROP	1		0.00	0.00	0.00	0.00	0.00	0.00		0.00				0.00	0.00	0.00	0.00	
MOTOR VEH	23		-14.43	0.00	0.00	-14.43	0.00	0.00		0.00				0.00	0.00	-14.43	-14.43	
MVS	7		0.00	0.00	0.00	0.00	0.00	0.00		0.00				0.00	0.00	0.00	0.00	
YR: 2016	71		27,755.57	0.00	-548.92	27,206.65	-2,031.42	13,982.96		6,501.33				48.00	20,532.29	-14.43	11,192.27	
REAL ESTAT	52		44,581.82	0.00	-548.92	44,032.90	-1,809.38	28,719.95		15,597.35				222.75	44,540.05	0.00	13,503.57	
PERS PROP	6		14,578.63	0.00	0.00	14,578.63	-12,687.09	1,891.54		1,041.63				0.00	2,933.17	0.00	0.00	
MOTOR VEH	66		16,735.79	0.00	0.00	16,735.79	-13,822.82	3,019.81		1,949.67				547.44	5,516.92	-106.84	-106.84	
MVS	31		5,166.08	0.00	-396.69	4,769.39	-4,290.92	504.97		434.53				114.83	1,054.33	-26.50	-26.50	
YR: 2017	155		81,062.32	0.00	-945.61	80,116.71	-32,610.21	34,136.27		19,023.18				885.02	54,044.47	-133.34	13,370.23	
REAL ESTAT	62		72,176.47	0.00	-1,098.56	71,077.91	-1,130.50	49,040.17		17,535.37				420.00	66,995.54	-40.16	20,907.24	
PERS PROP	26		11,365.65	0.00	0.00	11,365.65	0.00	2,723.41		1,053.31				0.00	3,776.72	0.00	8,642.24	
MOTOR VEH	261		26,657.84	0.10	-840.05	25,817.89	0.00	3,678.35		2,167.64				937.17	6,783.16	-733.35	22,139.54	
MVS	112		7,608.02	65.69	-627.38	7,046.33	0.00	-1,041.81		-50.01				-35.29	4,170.29	0.00	4,576.37	
YR: 2018	461		117,807.98	65.79	-2,565.99	115,307.78	-1,130.50	57,911.89		21,872.47				1,941.35	81,725.71	-773.51	56,265.39	
								-2,153.14		-93.34				-35.29				

GRAND RATEBOOK BALANCE SHEET REPORT
TOWN OF BEACON FALLS
GRAND LIST YEAR 2021

Year: 2006 To 2022, Pay Date: 08/31/2022, Time: 09/07/2022 11:02:40 am
 Conditions: Recap By Year: Yes Recap By Dist: No Act/Susp: Active, Cycle: 00 To 00, Type: CITY, Bill Type: 14 CODE T

YEAR/TYPE	ACTS	BEGINNING BALANCE	LAWFUL INC.	CORRECTIONS DEC.	TAXES COLLECTABLE	CURRENT SUSPENSE	TAXES/BINT PAID	INTEREST PAID	L+FEES PAID	TOTAL PAID	OVER PAID	UNCOLLECTED TAXES
REAL ESTAT	2,749	137,084.94	2.47	-1,098.56	135,988.85	-535.28	80,515.59	19,267.12	858.00	100,640.71	-1,460.07	54,937.98
PERS PROP	273	17,278.05	3.62	0.00	17,281.67	0.00	-549.64	0.00	0.00	6,793.79	0.00	11,609.07
MOTOR VEH	5,940	53,647.59	1,044.33	-4,961.05	49,730.87	0.00	23,894.59	7,674.73	2,432.86	34,002.18	-663.99	25,836.28
MVS	915	25,174.93	607.17	-2,121.37	23,660.73	0.00	-3,450.78	-16.12	0.00	19,825.84	-63.64	6,965.46
YR: 2019	9,877	233,185.51	1,657.59	-8,180.98	226,662.12	-535.28	-836.29	-5.04	0.00	161,262.52	-2,187.70	99,348.79
					REFUND		126,778.05	31,016.23	3,468.24			
					REFUND		-4,836.71	-21.16	0.00			
REAL ESTAT	2,772	14,456,424.86	23,934.54	-7,421.90	14,472,937.50	0.00	14,328,742.11	30,968.29	470.00	14,360,180.40	-12,539.08	144,195.39
PERS PROP	273	1,147,788.37	1,881.12	-3,823.32	1,145,846.17	0.00	-4,702.84	0.00	0.00	1,134,969.12	0.00	12,242.92
MOTOR VEH	5,801	1,811,888.34	11,394.96	-35,644.32	1,787,638.98	0.00	1,726,026.43	20,974.98	0.00	1,747,001.41	-1,382.59	61,612.55
MVS	1,198	288,904.57	538.76	-3,333.46	286,109.87	0.00	-12,841.55	-19.48	0.00	258,742.12	0.00	30,342.13
YR: 2020	10,044	17,705,006.14	37,749.38	-50,223.00	17,692,532.52	0.00	-475.42	-1.52	0.00	17,500,893.05	-13,921.67	248,392.99
					REFUND		17,444,139.53	56,243.52	510.00			
					REFUND		-31,669.47	-21.00	0.00			
REAL ESTAT	2,793	14,577,472.02	7,789.44	-651.98	14,584,609.48	0.00	7,375,551.54	1,377.16	40.00	7,376,968.70	-27.00	7,209,057.94
PERS PROP	270	888,662.42	0.00	0.00	888,662.42	0.00	521,338.76	153.36	0.00	521,494.12	0.00	367,331.66
MOTOR VEH	5,919	1,878,921.79	5,850.45	-24,073.71	1,860,698.53	0.00	1,530,353.50	2,595.04	0.00	1,532,948.54	-1,940.24	330,345.03
YR: 2021	8,982	17,345,056.23	13,639.89	-24,725.69	17,333,970.43	0.00	-380.38	0.00	0.00	9,431,401.36	-1,967.24	7,906,734.63
					REFUND		17,333,970.43	4,125.56	40.00			
					REFUND		-380.38	0.00	0.00			
Grand Total	29,758	35,602,631.92	53,112.65	-87,190.19	35,568,554.38	-49,392.01	27,107,870.18	140,966.89	6,916.61	27,255,753.68	-19,651.33	8,411,292.19
					REFUND		-39,039.70	-135.50	-35.29			

**CASH REPORT
TOWN OF BEACON FALLS**

MONTHLY SUMMARY REPORT BY BILLING YEAR

Condition: Year From: 2006 TO 2022

CASH: CITY

Date: 09/07/2022

Pay Date: 08/01/2022 To 08/31/2022

Time: 11:01:27

Page: 2

Recap Option: Year Type

District: All Term# Total Only: YES

Bill Type: 14 CODE T Susp/Credit: ALL Cycle #: 00 TO 00

BILL #	S-D	CITY Gross	INTEREST Exmpt	LIEN Net	FEEs	Tax	BINT	TOTAL	DATE PAID	K	TP	OVR	BATCH	TRANS#	TERM#	NAME
--------	-----	---------------	-------------------	-------------	------	-----	------	-------	-----------	---	----	-----	-------	--------	-------	------

TOT YR 2021		2,279,684.82	4,129.55	0.00	20.00		0.00	2,283,834.37								
TOT CUR/YR COLL.		2,279,684.82	4,129.55	0.00	20.00		0.00	2,283,834.37								
TOT BACK/YR COLL.		22,752.88	4,704.59	144.00	51.91		0.00	27,653.38								
TOT ACTIVE		2,302,402.86	8,495.05	144.00	71.91		0.00	2,311,113.82								
TOT SUSPENSE		34.84	339.09	0.00	0.00		0.00	373.93								
GRAND TOTAL		2,302,437.70	8,834.14	144.00	71.91		0.00	2,311,487.75								
CITY		CURRENT:	2,283,834.37	BACK	:			27,653.38								

RECEIPT TOTAL	2,311,487.75
CASH TOTAL	23,954.54
CHANGE TOTAL	34.16

CASH BALANCE	23,920.38
CHECK TOTAL	2,178,867.92
CREDIT TOTAL	108,699.45
DEPOSIT TOTAL	2,202,788.30
	*** (EXCLUDE CREDIT CARD)
DEPOSIT TOTAL	<u>2,311,487.75</u>

**BOUNCED CHECKS
TOWN OF BEACON FALLS**

MONTHLY SUMMARY REPORT BY BILLING YEAR

Condition: Year From: 2006 TO 2022 CASH: CITY Date: 09/07/2022 Pay Date: 08/01/2022 To 08/31/2022 Time: 11:01:28 Page: 5
 Recap Option: Year Type District: All Term# Total Only: YES Bill Type: 14 CODE T Susp/Credit: ALL Cycle #: 00 TO 00

BILL #	S-D	CITY Gross	INTEREST Exmpt	LIEN Net	FEEES	Tax	BINT	TOTAL	DATE PAID	K	TP	OVR	BATCH	TRANS#	TERM#	NAME
TOT REAL ESTATE		-9,236.70	0.00	0.00	0.00		0.00	-9,236.70								
TOT YR 2021		-9,236.70	0.00	0.00	0.00		0.00	-9,236.70								
TOT CUR/YR COLL.		-9,236.70	0.00	0.00	0.00		0.00	-9,236.70								
TOT ACTIVE		-9,236.70	0.00	0.00	0.00		0.00	-9,236.70								
GRAND TOTAL		-9,236.70	0.00	0.00	0.00		0.00	-9,236.70								
BOUNCE CKS		-9,236.70	0.00	0.00	0.00		0.00	-9,236.70								
CITY		CURRENT:	-9,236.70	BACK	:	0.00										

RECEIPT TOTAL	-9,236.70	
CASH TOTAL	0.00	
CHANGE TOTAL	0.00	

CASH BALANCE	0.00	
CHECK TOTAL	0.00	
CREDIT TOTAL	0.00	
DEPOSIT TOTAL	-9,236.70	*** (EXCLUDE CREDIT CARD)

DEPOSIT TOTAL	<u>-9,236.70</u>	

REFUNDS
TOWN OF BEACON FALLS

MONTHLY SUMMARY REPORT BY BILLING YEAR CASH: CITY Date: 09/07/2022 Pay Date: 08/01/2022 To 08/31/2022 Time: 11:01:28 Page: 6
 Condition: Year From: 2006 TO 2022 District: All Term# Total Only: YES Bill Type: 14 CODE T Susp/Credit: ALL Cycle #: 00 TO 00
 Recap Option: Year Type

BILL #	S-D	CITY Gross	INTEREST Exmpt	LIEN Net	FEEs	Tax	BINT	TOTAL	DATE PAID	K	TP	OVR	BATCH	TRANS#	TERM#	NAME
TOT MVS		-101.97	0.00	0.00	0.00		0.00	-101.97								
TOT YR 2020		-101.97	0.00	0.00	0.00		0.00	-101.97								
TOT MOTOR VEH		-380.38	0.00	0.00	0.00		0.00	-380.38								
TOT YR 2021		-380.38	0.00	0.00	0.00		0.00	-380.38								
TOT CUR/YR COLL.		-380.38	0.00	0.00	0.00		0.00	-380.38								
TOT BACK/YR COLL.		-101.97	0.00	0.00	0.00		0.00	-101.97								
TOT ACTIVE		-482.35	0.00	0.00	0.00		0.00	-482.35								
GRAND TOTAL		-482.35	0.00	0.00	0.00		0.00	-482.35								
TOT REFUNDS		-482.35	0.00	0.00	0.00		0.00	-482.35								
CITY	CURRENT:		-380.38	BACK	:			-101.97								

RECEIPT TOTAL	-482.35	
CASH TOTAL	0.00	
CHANGE TOTAL	0.00	

CASH BALANCE	0.00	
CHECK TOTAL	0.00	
CREDIT TOTAL	0.00	
DEPOSIT TOTAL	-482.35	*** (EXCLUDE CREDIT CARD)

DEPOSIT TOTAL	<u>-482.35</u>	

ADJUSTMENT REPORT
TOWN OF BEACON FALLS

MONTHLY SUMMARY REPORT BY ADJUSTMENT CODE

CASH: CITY Date: 09/07/2022 Pay Date: 08/01/2022 To 08/31/2022 Time: 11:01:28 Page: 1
 Condition: Year From: 2006 TO 2022 District: All Term# Bill Type: 14 CODE T Susp/Credit: ALL Cycle #: 00 TO 00

BILL # S-D ADJ ASSM EXEMP CODE COC DATE-PAID MON TP OVR BATCH TRANS# TERM# NAME PLAN

TOT REAL	4,536.98 4,536.98	160261	0
TOT YR 2021	4,536.98 4,536.98	160261	0
11-REAL ESTATE INC	4,536.98 4,536.98	160261	0
TOT M/V	579.79 579.79	16150	0
TOT YR 2019	579.79 579.79	16150	0
TOT M/V	572.36 572.36	16400	0
TOT YR 2020	572.36 572.36	16400	0
TOT M/V	1,279.05 1,279.05	45180	0
TOT YR 2021	1,279.05 1,279.05	45180	0
31-MOTOR VEHICLE INC	2,431.20 2,431.20	77730	0
TOT M/V	-252.32 -252.32	-7230	0
TOT YR 2020	-252.32 -252.32	-7230	0

GRAND RATEBOOK BALANCE SHEET REPORT
TOWN OF BEACON FALLS
GRAND LIST YEAR 2021

Year: 2006 To 2022, Pay Date: 07/31/2022, Time: 09/06/2022 02:38:29 pm

All

Page: 1

Conditions: Recap By Year: Yes Recap By Dist: No Act/Susp: Active, Cycle: 00 To 00, Type: CITY, Bill Type: 14 CODE T

YEAR/TYPE	ACTS	BEGINNING BALANCE	LAWFUL INC.	CORRECTIONS DEC.	TAXES COLLECTABLE	CURRENT SUSPENSE	TAXES/BINT PAID	INTEREST PAID	L+FEES PAID	TOTAL PAID	OVER PAID	UNCOLLECTED TAXES
REAL ESTAT	5	5,579.17	0.00	0.00	5,579.17	-548.75	0.00	0.00	0.00	0.00	0.00	5,030.42
MOTOR VEH	3	557.92	0.00	0.00	557.92	0.00	0.00	0.00	0.00	0.00	0.00	557.92
MVS	1	1.88	0.00	0.00	1.88	0.00	0.00	0.00	0.00	0.00	0.00	1.88
YR: 2006	9	6,138.97	0.00	0.00	6,138.97	-548.75	0.00	0.00	0.00	0.00	0.00	5,590.22
REAL ESTAT	5	5,937.96	0.00	0.00	5,937.96	-452.82	0.00	0.00	0.00	0.00	0.00	5,485.14
MOTOR VEH	3	495.35	0.00	0.00	495.35	0.00	0.00	0.00	0.00	0.00	0.00	495.35
YR: 2007	8	6,433.31	0.00	0.00	6,433.31	-452.82	0.00	0.00	0.00	0.00	0.00	5,980.49
REAL ESTAT	6	5,817.88	0.00	0.00	5,817.88	-443.66	0.00	0.00	0.00	0.00	0.00	5,374.22
MOTOR VEH	9	1,404.14	0.00	0.00	1,404.14	0.00	0.00	0.00	0.00	0.00	0.00	1,404.14
YR: 2008	15	7,222.02	0.00	0.00	7,222.02	-443.66	0.00	0.00	0.00	0.00	0.00	6,778.36
REAL ESTAT	7	7,390.50	0.00	0.00	7,390.50	-975.62	0.00	0.00	0.00	0.00	0.00	6,414.88
MOTOR VEH	8	954.16	0.00	0.00	954.16	0.00	0.00	0.00	0.00	0.00	0.00	954.16
MVS	1	145.15	0.00	0.00	145.15	0.00	0.00	0.00	0.00	0.00	0.00	145.15
YR: 2009	16	8,489.81	0.00	0.00	8,489.81	-975.62	0.00	0.00	0.00	0.00	0.00	7,514.19
REAL ESTAT	8	8,749.56	0.00	0.00	8,749.56	-994.68	0.00	0.00	0.00	0.00	0.00	7,754.88
MOTOR VEH	11	2,116.45	0.00	0.00	2,116.45	0.00	0.00	0.00	0.00	0.00	0.00	2,116.45
MVS	1	42.62	0.00	0.00	42.62	0.00	0.00	0.00	0.00	0.00	0.00	42.62
YR: 2010	20	10,908.63	0.00	0.00	10,908.63	-994.68	0.00	0.00	0.00	0.00	0.00	9,913.95
REAL ESTAT	8	8,721.89	0.00	0.00	8,721.89	-1,523.13	0.00	0.00	0.00	0.00	0.00	7,198.76
MOTOR VEH	1	263.42	0.00	0.00	263.42	0.00	0.00	0.00	0.00	0.00	0.00	263.42
YR: 2011	9	8,985.31	0.00	0.00	8,985.31	-1,523.13	0.00	0.00	0.00	0.00	0.00	7,462.18
REAL ESTAT	9	9,245.32	0.00	0.00	9,245.32	-1,861.40	0.00	0.00	0.00	0.00	0.00	7,383.92
MOTOR VEH	4	627.05	0.00	0.00	627.05	0.00	0.00	0.00	0.00	0.00	-27.86	627.05
MVS	3	744.22	0.00	0.00	744.22	0.00	0.00	0.00	0.00	0.00	0.00	744.22
YR: 2012	16	10,616.59	0.00	0.00	10,616.59	-1,861.40	0.00	0.00	0.00	0.00	-27.86	8,755.19
REAL ESTAT	9	9,782.90	0.00	0.00	9,782.90	-1,896.40	0.00	170.00	0.00	170.00	0.00	7,886.50

**GRAND RATEBOOK BALANCE SHEET REPORT
TOWN OF BEACON FALLS
GRAND LIST YEAR 2021**

Year: 2006 To 2022, Pay Date: 07/31/2022, Time: 09/06/2022 02:38:29 pm All

YEAR/TYPE	ACTS	BEGINNING BALANCE	LAWFUL INC.	Act/Susp: CORRECTIONS DEC.	Active, TAXES COLLECTABLE	Cycle: 00 To 00, CURRENT SUSPENSE	Type: CITY, TAXES/BINT PAID	Bill Type: 14 INTEREST PAID	CODE T L+FEES PAID	TOTAL PAID	OVER PAID	UNCOLLECTED TAXES
MOTOR VEH	4	255.27	0.00	0.00	255.27	0.00	0.00	108.70	0.00	108.70	-111.10	255.27
YR: 2013	13	10,038.17	0.00	0.00	10,038.17	-1,896.40	0.00	278.70	0.00	278.70	-111.10	8,141.77
REAL ESTAT	12	9,832.60	0.00	0.00	9,832.60	-1,948.92	0.00	0.00	0.00	0.00	0.00	7,883.68
PERS PROP	2	0.00	0.00	0.00	0.00	0.00	0.00	0.00	0.00	0.00	0.00	0.00
MOTOR VEH	9	-498.94	0.00	0.00	-498.94	0.00	0.00	0.00	0.00	0.00	-498.94	-498.94
YR: 2014	23	9,333.66	0.00	0.00	9,333.66	-1,948.92	0.00	0.00	0.00	0.00	-498.94	7,384.74
REAL ESTAT	23	14,607.24	0.00	0.00	14,607.24	-2,439.22	3,685.68	1,844.90	0.00	5,530.58	0.00	8,482.34
PERS PROP	2	0.00	0.00	0.00	0.00	0.00	0.00	0.00	0.00	0.00	0.00	0.00
MOTOR VEH	12	-15.54	0.00	0.00	-15.54	0.00	0.00	0.00	0.00	0.00	-15.54	-15.54
MVS	2	0.00	0.00	0.00	0.00	0.00	0.00	0.00	0.00	0.00	0.00	0.00
YR: 2015	39	14,591.70	0.00	0.00	14,591.70	-2,439.22	3,685.68	1,844.90	0.00	5,530.58	-15.54	8,466.80
REAL ESTAT	43	27,770.00	0.00	-548.92	27,221.08	-2,031.42	13,982.96	6,501.33	48.00	20,532.29	0.00	11,206.70
PERS PROP	1	0.00	0.00	0.00	0.00	0.00	0.00	0.00	0.00	0.00	0.00	0.00
MOTOR VEH	20	-14.43	0.00	0.00	-14.43	0.00	0.00	0.00	0.00	0.00	-14.43	-14.43
MVS	7	0.00	0.00	0.00	0.00	0.00	0.00	0.00	0.00	0.00	0.00	0.00
YR: 2016	71	27,755.57	0.00	-548.92	27,206.65	-2,031.42	13,982.96	6,501.33	48.00	20,532.29	-14.43	11,192.27
REAL ESTAT	52	44,581.82	0.00	-548.92	44,032.90	-1,809.38	28,719.95	15,536.35	198.75	44,455.05	0.00	13,503.57
PERS PROP	6	14,578.63	0.00	0.00	14,578.63	-12,687.09	1,891.54	1,041.63	0.00	2,933.17	0.00	0.00
MOTOR VEH	66	16,735.79	0.00	0.00	16,735.79	-13,822.82	3,019.81	1,949.67	547.44	5,516.92	-106.84	-106.84
MVS	31	5,166.08	0.00	-396.69	4,769.39	-4,290.92	504.97	434.53	114.83	1,054.33	-26.50	-26.50
YR: 2017	155	81,062.32	0.00	-945.61	80,116.71	-32,610.21	34,136.27	18,962.18	861.02	53,959.47	-133.34	13,370.23
REAL ESTAT	62	72,176.47	0.00	-1,098.56	71,077.91	-1,130.50	48,863.55	17,524.77	420.00	66,808.32	-40.16	21,083.86
PERS PROP	26	11,365.65	0.00	0.00	11,365.65	0.00	-549.64	-43.33	0.00	3,776.72	0.00	8,642.24
MOTOR VEH	261	26,657.84	0.10	-840.05	25,817.89	0.00	2,723.41	1,053.31	0.00	6,783.16	-733.35	22,139.54
MVS	112	7,608.02	65.69	-627.38	7,046.33	0.00	3,678.35	2,167.64	937.17	4,170.29	0.00	4,576.37
YR: 2018	461	117,807.98	65.79	-2,565.99	115,307.78	-1,130.50	57,735.27	21,861.87	1,941.35	81,538.49	-773.51	56,442.01
					REFUND		-549.64	-43.33	0.00			
					REFUND		2,723.41	1,053.31	0.00			
					REFUND		-1,041.81	-50.01	-35.29			
					REFUND		2,469.96	1,116.15	584.18			
					REFUND		-561.69	0.00	0.00			
					REFUND		-2,153.14	-93.34	-35.29			

GRAND RATEBOOK BALANCE SHEET REPORT
TOWN OF BEACON FALLS
GRAND LIST YEAR 2021

Year: 2006 To 2022, Pay Date: 07/31/2022, Time: 09/06/2022 02:38:33 pm All

YEAR/TYPE	ACTS	BEGINNING BALANCE	Dist:No LAWFUL INC.	Act/Susp: Active, CORRECTIONS DEC.	Taxes COLLECTABLE	Cycle: 00 To 00, CURRENT SUSPENSE	Type: CITY, Bill Type: 14 TAXES/BINT PAID	INTEREST PAID	L+FEES PAID	TOTAL PAID	OVER PAID	UNCOLLECTED TAXES
REAL ESTAT	2,749	137,084.94	2.47	-1,098.56	135,988.85	-535.28	73,692.12	17,298.98	828.00	91,819.10	-1,460.07	61,761.45
PERS PROP	273	17,278.05	3.62	0.00	***REFUND*** 17,281.67	0.00	-549.64 5,672.60	0.00 1,103.19	0.00 18.00	6,793.79	0.00	11,609.07
MOTOR VEH	5,940	53,647.59	464.54	-4,961.05	49,151.08	0.00	23,595.18	7,562.45	2,386.95	33,544.58	-663.99	25,555.90
MVS	915	25,174.93	607.17	-2,121.37	***REFUND*** 23,660.73	0.00	-3,450.78 16,615.18	-16.12 2,948.37	0.00 159.38	19,722.93	-63.64	7,045.55
YR: 2019	9,877	233,185.51	1,077.80	-8,180.98	226,082.33	-535.28	119,575.08	28,912.99	3,392.33	151,880.40	-2,187.70	105,971.97
REAL ESTAT	2,772	14,456,424.86	23,934.54	-7,421.90	14,472,937.50	0.00	14,318,921.35	29,818.53	398.00	14,349,137.88	-12,539.08	154,016.15
PERS PROP	273	1,147,788.37	1,881.12	-3,823.32	***REFUND*** 1,145,846.17	0.00	-4,702.84 1,133,603.25	0.00 1,345.87	0.00 20.00	1,134,969.12	0.00	12,242.92
MOTOR VEH	5,801	1,811,888.34	10,822.60	-35,392.00	1,787,318.94	0.00	***REFUND*** -13,649.66 1,722,133.79	0.00 20,188.88	0.00 0.00	1,742,322.67	-1,130.27	65,185.15
MVS	1,198	288,904.57	538.76	-3,303.59	286,139.74	0.00	***REFUND*** -12,841.55 254,243.76	-19.48 2,758.58	0.00 20.00	257,022.34	-101.97	31,895.98
YR: 2020	10,044	17,705,006.14	37,177.02	-49,940.81	17,692,242.35	0.00	17,428,902.15	54,111.86	438.00	17,483,452.01	-13,771.32	263,340.20
REAL ESTAT	2,793	14,577,472.02	3,252.46	-651.98	14,580,072.50	0.00	5,850,344.91	0.00	20.00	5,850,364.91	-27.00	8,729,727.59
PERS PROP	270	888,662.42	0.00	0.00	888,662.42	0.00	132,967.50	0.00	0.00	132,967.50	0.00	755,694.92
MOTOR VEH	5,919	1,878,921.79	4,571.40	-21,363.95	1,862,129.24	0.00	1,173,854.56	0.00	0.00	1,173,854.56	-498.51	688,274.68
YR: 2021	8,982	17,345,056.23	7,823.86	-22,015.93	17,330,864.16	0.00	7,157,166.97	0.00	20.00	7,157,186.97	-525.51	10,173,697.19
Grand Total	29,758	35,602,631.92	46,144.47	-84,198.24	35,564,578.15	-49,392.01	24,815,184.38	132,473.83	6,700.70	24,954,358.91	-18,059.25	10,700,001.76
					REFUND		-38,557.35	-135.50	-35.29			