

END OF MONTH BALANCING

October 2022

Last Months Uncollected Tax on GRBBS-		\$ 8,246,826.43
Subtract TAX collected on CASH REPORT for Month-		\$ 94,726.11
Subtotal-		<u>\$ 8,152,100.32</u>
Add in Bounced Checks (Tax Column only)		\$ 1,343.62
	Subtotal-	<u>\$ 8,153,443.94</u>
Add in Refunds (Tax Column only)		\$ 861.04
	Subtotal-	<u>\$ 8,154,304.98</u>
Adjustments-Add if net is increase		\$
-Subtract if net is Decrease		\$ 2,438.39
	Subtotal-	<u>\$ 8,151,866.59</u>
Transfers-Add if tax amount is negative		\$ 34.66
-Subtract if positive		\$
	Subtotal-	<u>\$</u>
Suspense put on as of -subtract		\$
	Subtotal-	<u>\$ 8,151,901.25</u>
Current Month Uncollected Tax on GRBBS-		<u>\$ 8,151,901.25</u>
	Difference	<u>(\$0)</u>

GRAND RATEBOOK BALANCE SHEET REPORT
TOWN OF BEACON FALLS
GRAND LIST YEAR 2021

Year: 2006 To 2022, Pay Date: 10/31/2022,
 Conditions: Recap By Year: Yes Recap By Year: Yes

Time: 11/02/2022 09:11:03 am All
 Dist: No Act/Susp: Active, Cycle: 00 To 00, Type: CITY, Bill Type: 14 CODE T

YEAR/TYPER	ACTS	BEGINNING BALANCE	LAWFUL INC.	CORRECTIONS DEC.	TAXES COLLECTABLE	CURRENT SUSPENSE	TAXES/BINT PAID	INTEREST PAID	L+FEES PAID	TOTAL PAID	OVER PAID	UNCOLLECTED TAXES
REAL ESTAT	5	5,579.17	0.00	0.00	5,579.17	-548.75	0.00	0.00	0.00	0.00	0.00	5,030.42
MOTOR VEH	3	557.92	0.00	0.00	557.92	0.00	0.00	0.00	0.00	0.00	0.00	557.92
MVS	1	1.88	0.00	0.00	1.88	0.00	0.00	0.00	0.00	0.00	0.00	1.88
YR: 2006	9	6,138.97	0.00	0.00	6,138.97	-548.75	0.00	0.00	0.00	0.00	0.00	5,590.22
REAL ESTAT	5	5,937.96	0.00	0.00	5,937.96	-452.82	0.00	0.00	0.00	0.00	0.00	5,485.14
MOTOR VEH	3	495.35	0.00	0.00	495.35	0.00	0.00	0.00	0.00	0.00	0.00	495.35
YR: 2007	8	6,433.31	0.00	0.00	6,433.31	-452.82	0.00	0.00	0.00	0.00	0.00	5,980.49
REAL ESTAT	6	5,817.88	0.00	0.00	5,817.88	-443.66	0.00	0.00	0.00	0.00	0.00	5,374.22
MOTOR VEH	9	1,404.14	0.00	0.00	1,404.14	0.00	0.00	0.00	0.00	0.00	0.00	1,404.14
YR: 2008	15	7,222.02	0.00	0.00	7,222.02	-443.66	0.00	0.00	0.00	0.00	0.00	6,778.36
REAL ESTAT	7	7,390.50	0.00	0.00	7,390.50	-975.62	0.00	0.00	0.00	0.00	0.00	6,414.88
MOTOR VEH	8	954.16	0.00	0.00	954.16	0.00	0.00	0.00	0.00	0.00	0.00	954.16
MVS	1	145.15	0.00	0.00	145.15	0.00	0.00	0.00	0.00	0.00	0.00	145.15
YR: 2009	16	8,489.81	0.00	0.00	8,489.81	-975.62	0.00	0.00	0.00	0.00	0.00	7,514.19
REAL ESTAT	8	8,749.56	0.00	0.00	8,749.56	-994.68	0.00	0.00	0.00	0.00	0.00	7,754.88
MOTOR VEH	11	2,116.45	0.00	0.00	2,116.45	0.00	0.00	0.00	0.00	0.00	0.00	2,116.45
MVS	1	42.62	0.00	0.00	42.62	0.00	0.00	0.00	0.00	0.00	0.00	42.62
YR: 2010	20	10,908.63	0.00	0.00	10,908.63	-994.68	0.00	0.00	0.00	0.00	0.00	9,913.95
REAL ESTAT	8	8,721.89	0.00	0.00	8,721.89	-1,523.13	0.00	0.00	0.00	0.00	0.00	7,198.76
MOTOR VEH	1	263.42	0.00	0.00	263.42	0.00	0.00	0.00	0.00	0.00	0.00	263.42
YR: 2011	9	8,985.31	0.00	0.00	8,985.31	-1,523.13	0.00	0.00	0.00	0.00	0.00	7,462.18
REAL ESTAT	9	9,245.32	0.00	0.00	9,245.32	-1,861.40	0.00	0.00	0.00	0.00	0.00	7,383.92
MOTOR VEH	4	627.05	0.00	0.00	627.05	0.00	0.00	0.00	0.00	0.00	-27.86	627.05
MVS	3	744.22	0.00	0.00	744.22	0.00	0.00	0.00	0.00	0.00	0.00	744.22
YR: 2012	16	10,616.59	0.00	0.00	10,616.59	-1,861.40	0.00	0.00	0.00	0.00	-27.86	8,755.19
REAL ESTAT	9	9,782.90	0.00	0.00	9,782.90	-1,896.40	0.00	170.00	0.00	170.00	0.00	7,886.50

GRAND RATEBOOK BALANCE SHEET REPORT
TOWN OF BEACON FALLS
GRAND LIST YEAR 2021

Year: 2006 To 2022, Pay Date: 10/31/2022, Time: 11/02/2022 09:11:08 am All

YEAR/TYPE	ACTS	BEGINNING BALANCE	Recap By Year: Yes	Recap By Dist: No	LAWFUL INC.	Act/Susp: Active, CORRECTIONS DEC.	TAXES COLLECTABLE	Cycle: 00 To 00, CURRENT SUSPENSE	Type: CITY, TAXES/BINT PAID	Bill Type: 14 CODE T INTEREST PAID	L+FEES PAID	TOTAL PAID	OVER PAID	UNCOLLECTED TAXES
REAL ESTAT	2,749	137,084.94			2.47	-1,098.56	135,988.85	-535.28	82,716.99	20,092.64	882.00	103,691.63	-1,460.07	52,736.58
PERS PROP	273	17,278.05			3.62	0.00	17,281.67	0.00	-549.64	0.00	0.00	6,793.79	0.00	11,609.07
MOTOR VEH	5,940	53,647.59			1,044.33	-5,038.24	49,653.68	0.00	5,672.60	1,103.19	18.00	34,156.11	-663.99	25,642.70
MVS	915	25,174.93			607.17	-2,121.37	23,660.73	0.00	24,010.98	7,692.19	2,452.94	19,912.72	-63.64	6,908.48
YR: 2019	9,877	233,185.51			1,657.59	-8,258.17	226,584.93	-535.28	129,152.82	31,877.78	3,523.65	164,554.25	-2,187.70	96,896.83
REAL ESTAT	2,772	14,456,424.86			23,934.54	-7,421.90	14,472,937.50	0.00	-4,836.71	-21.16	0.00	14,365,030.19	-12,539.08	141,037.60
PERS PROP	273	1,147,788.37			1,881.12	-3,823.32	1,145,846.17	0.00	14,331,899.90	32,636.29	494.00	1,134,971.03	0.00	12,241.26
MOTOR VEH	5,801	1,811,888.34			11,394.96	-35,950.36	1,787,332.94	0.00	-4,702.84	0.00	0.00	1,752,255.71	-1,228.69	57,217.17
MVS	1,198	288,904.57			538.76	-3,364.48	286,078.85	0.00	1,133,604.91	1,346.12	20.00	267,135.32	0.00	22,952.95
YR: 2020	10,044	17,705,006.14			37,749.38	-50,560.06	17,692,195.46	0.00	17,730,115.77	22,119.94	20.00	17,519,392.25	-13,767.77	233,448.98
REAL ESTAT	2,795	14,577,472.02			16,302.68	-651.98	14,593,122.72	0.00	-13,649.66	0.00	0.00	7,520,088.53	-27.00	7,078,730.06
PERS PROP	270	888,662.42			0.00	0.00	888,662.42	0.00	1,730,115.77	22,119.94	20.00	525,006.03	0.00	363,993.07
MOTOR VEH	5,919	1,878,921.79			5,850.45	-29,391.83	1,855,380.41	0.00	-13,093.87	-19.48	0.00	1,640,973.71	-2,951.13	222,103.39
YR: 2021	8,984	17,345,056.23			22,153.13	-30,043.81	17,337,165.55	0.00	9,672,339.03	13,669.24	60.00	9,686,068.27	-2,978.13	7,664,826.52
Grand Total	29,760	35,602,631.92			61,625.89	-92,922.56	35,571,335.25	-49,392.01	27,370,041.99	155,496.62	7,036.02	27,532,574.63	-20,508.32	8,151,901.25
									-41,475.01	-145.69	-35.29			

GRAND RATEBOOK BALANCE SHEET REPORT
TOWN OF BEACON FALLS
GRAND LIST YEAR 2021

Year: 2006 To 2022, Pay Date: 09/30/2022, Time: 11/02/2022 09:12:00 am
 Conditions: Recap By Year: Yes Recap By Dist: No Act/Susp: Active, Cycle: 00 To 00, Type: CITY, Bill Type: 14 CODE T
 YEAR/TYPE ACTS BEGINNING BALANCE LAWFUL INC. CORRECTIONS DEC. COLLECTABLE TAXES CURRENT SUSPENSE TAXES/BINT PAID INTEREST PAID L+FEES PAID TOTAL PAID OVER PAID UNCOLLECTED TAXES

REAL ESTAT	5	5,579.17	0.00	0.00	5,579.17	-548.75	0.00	0.00	0.00	0.00	0.00	0.00	0.00	5,030.42
MOTOR VEH	3	557.92	0.00	0.00	557.92	0.00	0.00	0.00	0.00	0.00	0.00	0.00	0.00	557.92
MVS	1	1.88	0.00	0.00	1.88	0.00	0.00	0.00	0.00	0.00	0.00	0.00	0.00	1.88
YR: 2006	9	6,138.97	0.00	0.00	6,138.97	-548.75	0.00	0.00	0.00	0.00	0.00	0.00	0.00	5,590.22
REAL ESTAT	5	5,937.96	0.00	0.00	5,937.96	-452.82	0.00	0.00	0.00	0.00	0.00	0.00	0.00	5,485.14
MOTOR VEH	3	495.35	0.00	0.00	495.35	0.00	0.00	0.00	0.00	0.00	0.00	0.00	0.00	495.35
YR: 2007	8	6,433.31	0.00	0.00	6,433.31	-452.82	0.00	0.00	0.00	0.00	0.00	0.00	0.00	5,980.49
REAL ESTAT	6	5,817.88	0.00	0.00	5,817.88	-443.66	0.00	0.00	0.00	0.00	0.00	0.00	0.00	5,374.22
MOTOR VEH	9	1,404.14	0.00	0.00	1,404.14	0.00	0.00	0.00	0.00	0.00	0.00	0.00	0.00	1,404.14
YR: 2008	15	7,222.02	0.00	0.00	7,222.02	-443.66	0.00	0.00	0.00	0.00	0.00	0.00	0.00	6,778.36
REAL ESTAT	7	7,390.50	0.00	0.00	7,390.50	-975.62	0.00	0.00	0.00	0.00	0.00	0.00	0.00	6,414.88
MOTOR VEH	8	954.16	0.00	0.00	954.16	0.00	0.00	0.00	0.00	0.00	0.00	0.00	0.00	954.16
MVS	1	145.15	0.00	0.00	145.15	0.00	0.00	0.00	0.00	0.00	0.00	0.00	0.00	145.15
YR: 2009	16	8,489.81	0.00	0.00	8,489.81	-975.62	0.00	0.00	0.00	0.00	0.00	0.00	0.00	7,514.19
REAL ESTAT	8	8,749.56	0.00	0.00	8,749.56	-994.68	0.00	0.00	0.00	0.00	0.00	0.00	0.00	7,754.88
MOTOR VEH	11	2,116.45	0.00	0.00	2,116.45	0.00	0.00	0.00	0.00	0.00	0.00	0.00	0.00	2,116.45
MVS	1	42.62	0.00	0.00	42.62	0.00	0.00	0.00	0.00	0.00	0.00	0.00	0.00	42.62
YR: 2010	20	10,908.63	0.00	0.00	10,908.63	-994.68	0.00	0.00	0.00	0.00	0.00	0.00	0.00	9,913.95
REAL ESTAT	8	8,721.89	0.00	0.00	8,721.89	-1,523.13	0.00	0.00	0.00	0.00	0.00	0.00	0.00	7,198.76
MOTOR VEH	1	263.42	0.00	0.00	263.42	0.00	0.00	0.00	0.00	0.00	0.00	0.00	0.00	263.42
YR: 2011	9	8,985.31	0.00	0.00	8,985.31	-1,523.13	0.00	0.00	0.00	0.00	0.00	0.00	0.00	7,462.18
REAL ESTAT	9	9,245.32	0.00	0.00	9,245.32	-1,861.40	0.00	0.00	0.00	0.00	0.00	0.00	0.00	7,383.92
MOTOR VEH	4	627.05	0.00	0.00	627.05	0.00	0.00	0.00	0.00	0.00	0.00	-27.86	0.00	627.05
MVS	3	744.22	0.00	0.00	744.22	0.00	0.00	0.00	0.00	0.00	0.00	0.00	0.00	744.22
YR: 2012	16	10,616.59	0.00	0.00	10,616.59	-1,861.40	0.00	0.00	0.00	0.00	0.00	-27.86	0.00	8,755.19
REAL ESTAT	9	9,782.90	0.00	0.00	9,782.90	-1,896.40	0.00	170.00	0.00	170.00	0.00	0.00	0.00	7,886.50

GRAND RATEBOOK BALANCE SHEET REPORT
TOWN OF BEACON FALLS
GRAND LIST YEAR 2021

Year: 2006 To 2022, Pay Date: 09/30/2022, Time: 11/02/2022 09:12:00 am All

YEAR/TYPER	ACTS	BEGINNING BALANCE	Dist:No LAWFUL INC.	Act/Susp: Active, CORRECTIONS DEC.	TAXES COLLECTABLE	Cycle: 00 To 00, CURRENT SUSPENSE	Type: CITY, TAXES/BINT PAID	Type: 14 CODE T INTEREST PAID	L+FEES PAID	TOTAL PAID	OVER PAID	UNCOLLECTED TAXES
MOTOR VEH	4	255.27	0.00	0.00	255.27	0.00	0.00	108.70	0.00	108.70	-111.10	255.27
YR: 2013	13	10,038.17	0.00	0.00	10,038.17	-1,896.40	0.00	278.70	0.00	278.70	-111.10	8,141.77
REAL ESTAT	12	9,832.60	0.00	0.00	9,832.60	-1,948.92	0.00	146.00	24.00	170.00	0.00	7,883.68
PERS PROP	2	0.00	0.00	0.00	0.00	0.00	0.00	0.00	0.00	0.00	0.00	0.00
MOTOR VEH	9	-498.94	0.00	0.00	-498.94	0.00	0.00	0.00	0.00	0.00	-498.94	-498.94
YR: 2014	23	9,333.66	0.00	0.00	9,333.66	-1,948.92	0.00	146.00	24.00	170.00	-498.94	7,384.74
REAL ESTAT	23	14,607.24	0.00	0.00	14,607.24	-2,439.22	3,685.68	1,844.90	0.00	5,530.58	0.00	8,482.34
PERS PROP	2	0.00	0.00	0.00	0.00	0.00	0.00	0.00	0.00	0.00	0.00	0.00
MOTOR VEH	12	-15.54	0.00	0.00	-15.54	0.00	0.00	0.00	0.00	0.00	-15.54	-15.54
MVS	2	0.00	0.00	0.00	0.00	0.00	0.00	0.00	0.00	0.00	0.00	0.00
YR: 2015	39	14,591.70	0.00	0.00	14,591.70	-2,439.22	3,685.68	1,844.90	0.00	5,530.58	-15.54	8,466.80
REAL ESTAT	43	27,770.00	0.00	-548.92	27,221.08	-2,031.42	13,982.96	6,501.33	48.00	20,532.29	0.00	11,206.70
PERS PROP	1	0.00	0.00	0.00	0.00	0.00	0.00	0.00	0.00	0.00	0.00	0.00
MOTOR VEH	20	-14.43	0.00	0.00	-14.43	0.00	0.00	0.00	0.00	0.00	-14.43	-14.43
MVS	7	0.00	0.00	0.00	0.00	0.00	0.00	0.00	0.00	0.00	0.00	0.00
YR: 2016	71	27,755.57	0.00	-548.92	27,206.65	-2,031.42	13,982.96	6,501.33	48.00	20,532.29	-14.43	11,192.27
REAL ESTAT	52	44,581.82	0.00	-548.92	44,032.90	-1,809.38	28,719.95	15,682.35	222.75	44,625.05	0.00	13,503.57
PERS PROP	6	14,578.63	0.00	0.00	14,578.63	-12,687.09	1,891.54	1,041.63	0.00	2,933.17	0.00	0.00
MOTOR VEH	66	16,735.79	0.00	0.00	16,735.79	-13,822.82	3,019.81	1,949.67	547.44	5,516.92	-106.84	-106.84
MVS	31	5,166.08	0.00	-396.69	4,769.39	-4,290.92	504.97	434.53	114.83	1,054.33	-26.50	-26.50
YR: 2017	155	81,062.32	0.00	-945.61	80,116.71	-32,610.21	34,136.27	19,108.18	885.02	54,129.47	-133.34	13,370.23
REAL ESTAT	62	72,176.47	0.00	-1,098.56	71,077.91	-1,130.50	49,040.17	17,535.37	420.00	66,995.54	-40.16	20,907.24
PERS PROP	26	11,365.65	0.00	0.00	11,365.65	0.00	-549.64	-43.33	0.00	2,723.41	0.00	0.00
MOTOR VEH	261	26,657.84	0.10	-840.05	25,817.89	0.00	2,723.41	1,053.31	0.00	3,776.72	0.00	8,642.24
MVS	112	7,608.02	65.69	-627.38	7,046.33	0.00	3,680.67	2,188.43	937.17	6,806.27	-733.35	22,137.22
YR: 2018	461	117,807.98	65.79	-2,565.99	115,307.78	-1,130.50	57,914.21	21,893.26	1,941.35	81,748.82	-773.51	56,263.07
							-2,153.14	-93.34	-35.29			

**GRAND RATEBOOK BALANCE SHEET REPORT
TOWN OF BEACON FALLS
GRAND LIST YEAR 2021**

Year: 2006 To 2022, Pay Date: 09/30/2022, Time: 11/02/2022 09:12:07 am

All

Page: 3

YEAR/TYPE	ACTS	BEGINNING BALANCE	Recap By Year: Yes	Recap By Dist: No	Act/Susp: Active,	LAWFUL INC.	CORRECTIONS DEC.	TAXES COLLECTABLE	Cycle: 00 To 00, CURRENT SUSPENSE	Type: CITY, Bill TAXES/BINT PAID	Type: 14 CODE T INTEREST PAID	L+FEES PAID	TOTAL PAID	OVER PAID	UNCOLLECTED TAXES
REAL ESTAT	2,749	137,084.94				2.47	-1,098.56	135,988.85	-535.28	80,515.59	19,267.12	858.00	100,640.71	-1,460.07	54,937.98
						3.62	0.00	***REFUND*** 17,281.67	0.00	-549.64 5,672.60	0.00 1,103.19	0.00	0.00		
PERS PROP	273	17,278.05													
MOTOR VEH	5,940	53,647.59				1,044.33	-5,038.24	49,653.68	0.00	23,894.59	7,674.73	2,432.86	6,793.79	0.00	11,609.07
								REFUND 23,660.73	0.00	-3,450.78 16,710.96	-16.12 2,976.13	0.00	34,002.18	-663.99	25,759.09
MVS	915	25,174.93				607.17	-2,121.37	23,660.73	0.00	16,710.96	2,976.13	162.47	19,849.56	-63.64	6,949.77
YR: 2019	9,877	233,185.51				1,657.59	-8,258.17	226,584.93	-535.28	126,793.74	31,021.17	3,471.33	161,286.24	-2,187.70	99,255.91
								REFUND -4,836.71			-21.16	0.00			
REAL ESTAT	2,772	14,456,424.86				23,934.54	-7,421.90	14,472,937.50	0.00	14,331,498.89	32,583.66	470.00	14,364,552.55	-12,539.08	141,438.61
								REFUND 1,145,846.17	0.00	-4,702.84 1,133,604.91	0.00	0.00			
PERS PROP	273	1,147,788.37				1,881.12	-3,823.32	1,145,846.17	0.00	1,133,604.91	1,346.12	20.00	1,134,971.03	0.00	12,241.26
								REFUND 1,787,557.77	0.00	-13,649.66 1,727,961.22	0.00	0.00			
MOTOR VEH	5,801	1,811,888.34				11,394.96	-35,725.53	1,787,557.77	0.00	1,727,961.22	21,574.63	0.00	1,749,535.85	-1,130.27	59,596.55
								REFUND 286,078.85	0.00	-13,093.87 261,116.83	-19.48	0.00			
MVS	1,198	288,904.57				538.76	-3,364.48	286,078.85	0.00	261,116.83	3,688.06	20.00	264,824.89	0.00	24,962.02
YR: 2020	10,044	17,705,006.14				37,749.38	-50,335.23	17,692,420.29	0.00	17,454,181.85	59,192.47	510.00	17,513,884.32	-13,669.35	238,238.44
								REFUND -31,952.81			-21.00	0.00			
REAL ESTAT	2,795	14,577,472.02				16,302.68	-651.98	14,593,122.72	0.00	7,462,584.08	4,492.69	40.00	7,467,116.77	-27.00	7,130,538.64
								888,662.42	0.00	524,452.39	323.38	0.00	524,775.77	0.00	364,210.03
PERS PROP	270	888,662.42				0.00	0.00	888,662.42	0.00	524,452.39	323.38	0.00	524,775.77	0.00	364,210.03
								REFUND 1,857,593.97	0.00	1,599,824.02	5,631.40	20.00	1,605,475.42	-2,213.40	257,769.95
MOTOR VEH	5,919	1,878,921.79				5,850.45	-27,178.27	1,857,593.97	0.00	1,599,824.02	5,631.40	20.00	1,605,475.42	-2,213.40	257,769.95
								REFUND 17,339,379.11	0.00	-1,671.31 9,586,860.49	-10.19	0.00			
MVS	8,984	17,345,056.23				22,153.13	-27,830.25	17,339,379.11	0.00	9,586,860.49	10,447.47	60.00	9,597,367.96	-2,240.40	7,752,518.62
								REFUND -1,671.31			-10.19	0.00			
Grand Total	29,760	35,602,631.92				61,625.89	-90,484.17	35,573,773.64	-49,392.01	27,277,555.20	150,433.48	6,939.70	27,434,928.38	-19,672.17	8,246,826.43
								REFUND -40,613.97			-145.69	-35.29			

**CASH REPORT
TOWN OF BEACON FALLS**

MONTHLY REPORT BY BILLING YEAR CASH: CITY Date: 11/02/2022 Pay Date: 10/01/2022 To 10/31/2022 Time: 09:13:14 Page: 1
 Condition: Year From: 2006 TO 2022 District: All Term# Total Only: NO Bill Type: 14 CODE T Susp/Credit: ALL Cycle #: 00 TO 00
 Recap Option: Year Type

BILL #	S-D	CITY Gross	INTEREST Exmpt	LIEN Net	FEES	Tax	BINT	TOTAL	DATE PAID	K	TP	OVR	BATCH	TRANS#	TERM#	NAME
2011-3-0055574	Y	0.00	130.44	0.00	0.00		0.00	130.44	10/03/2022	#T	P	D	85	1	56	WHITAKER JA
TOT MOTOR VEH		0.00	130.44	0.00	0.00		0.00	130.44								
TOT YR 2011		0.00	130.44	0.00	0.00		0.00	130.44								
2014-1-0000529		84.54	0.46	0.00	0.00		0.00	85.00	10/31/2022	#T	P	P	2600	3	2	DEFONCE DIA
TOT REAL ESTATE		84.54	0.46	0.00	0.00		0.00	85.00								
TOT YR 2014		84.54	0.46	0.00	0.00		0.00	85.00								
2017-1-0000545		0.00	85.00	0.00	0.00		0.00	85.00	10/31/2022	#T	P	D	2600	2	2	DEFONCE WIL
TOT REAL ESTATE		0.00	85.00	0.00	0.00		0.00	85.00								
TOT YR 2017		0.00	85.00	0.00	0.00		0.00	85.00								
2019-1-0000386		2,201.40	825.52	24.00	0.00		0.00	3,050.92	10/28/2022	#T	P		2023	3	3	BLACKBERRY
TOT REAL ESTATE		2,201.40	825.52	24.00	0.00		0.00	3,050.92								
2019-3-0051385		116.39	17.46	0.00	20.08		0.00	153.93	10/06/2022	#T	P		1660	1	90	TS DEVONSHUK J
TOT MOTOR VEH		116.39	17.46	0.00	20.08		0.00	153.93								
2019-4-0080214		41.29	13.63	0.00	8.24		0.00	63.16	10/31/2022	#T	P		1680	2	90	TS DINSMORE AM
TOT MVS		41.29	13.63	0.00	8.24		0.00	63.16								
TOT YR 2019		2,359.08	856.61	24.00	28.32		0.00	3,268.01								
2020-1-0002029		320.56	48.08	24.00	0.00		0.00	392.64	10/07/2022	#T	P		2016	1	3	RICH ELAINE
2020-1-0002045		80.45	4.55	0.00	0.00		0.00	85.00	10/31/2022	#T	P	P	2600	1	2	ROBERTS BYR
TOT REAL ESTATE		401.01	52.63	24.00	0.00		0.00	477.64								
2020-3-0050085		142.39	34.17	0.00	0.00		0.00	176.56	10/31/2022	#T	P		1682	2	90	AGAMY SUSAN
2020-3-0050113		141.00	33.84	0.00	0.00		0.00	174.84	10/17/2022	#T	P		1669	5	90	ALLEN BENJA
2020-3-0050313		53.75	12.90	0.00	0.00		0.00	66.65	10/10/2022	#T	P		1665	6	90	BEALL FELIC
2020-3-0050314		61.77	14.82	0.00	0.00		0.00	76.59	10/10/2022	#T	P		1665	5	90	BEALL FELIC
2020-3-0050942		192.30	46.15	0.00	0.00		0.00	238.45	10/10/2022	#T	P		1665	8	90	CHASE MATTH
2020-3-0050943		17.45	4.19	0.00	0.00		0.00	21.64	10/10/2022	#T	P		1665	7	90	CHASE MATTH
2020-3-0050944		17.45	4.19	0.00	0.00		0.00	21.64	10/10/2022	#T	P		1665	9	90	CHASE MATTH
2020-3-0051156		454.40	109.05	0.00	20.00		0.00	583.45	10/17/2022	#T	P		1669	9	90	NG CUAPIO-ZOLL
2020-3-0051411		40.48	9.72	0.00	0.00		0.00	50.20	10/31/2022	#T	P		1680	3	90	DINSMORE AM
2020-3-0053147		214.29	51.43	0.00	0.00		0.00	265.72	10/13/2022	#T	P		1667	6	90	MAGLIOCHETT
2020-3-0053276		382.85	91.88	0.00	0.00		0.00	474.73	10/27/2022	#T	P		1678	3	90	MAYS PAUL J
2020-3-0053371		111.33	26.72	0.00	0.00		0.00	138.05	10/07/2022	#T	P		1661	5	90	MELLITZ JOS
2020-3-0053488		187.06	44.89	0.00	0.00		0.00	231.95	10/07/2022	#T	P		1662	1	90	MONNERAT RE
2020-3-0054625		0.60	2.00	0.00	0.00		0.00	2.60	10/03/2022	#T	P		2014	1	3	SCIASCIA SU
2020-3-0055081		263.84	59.36	0.00	0.00		0.00	323.20	10/03/2022	#T	P		1655	7	90	SWIATLON TI
TOT MOTOR VEH		2,280.96	545.31	0.00	20.00		0.00	2,846.27								
2020-4-0080018		126.34	18.95	0.00	0.00		0.00	145.29	10/31/2022	#T	P		1682	1	90	AGAMY SUSAN
2020-4-0080077		32.53	4.88	0.00	0.00		0.00	37.41	10/10/2022	#T	P		1665	3	90	BEALL FELIC
2020-4-0080742		224.06	33.61	0.00	0.00		0.00	257.67	10/07/2022	#T	P		1661	7	90	MELLITZ JOS
2020-4-0080755		41.18	6.18	0.00	0.00		0.00	47.36	10/07/2022	#T	P		1662	3	90	MONNERAT RE

**CASH REPORT
TOWN OF BEACON FALLS**

MONTHLY REPORT BY BILLING YEAR
 Condition: Year From: 2006 TO 2022
 Recap Option: Year Type
 CASH: CITY Date: 11/02/2022 Pay Date: 10/01/2022 To 10/31/2022 Time: 09:13:16 Page: 2
 District: All Term# Total Only: NO Bill Type: 14 CODE T Susp/Credit: ALL Cycle #: 00 TO 00

BILL #	S-D	CITY Gross	INTEREST Exmpt	LIEN Net	FEES	Tax	BINT	TOTAL	DATE PAID	K	TP	OVR	BATCH	TRANS#	TERM#	NAME
2020-4-0080827		727.32	109.10	0.00	0.00		0.00	836.42	10/05/2022	#T	P					
2020-4-0080860		293.58	44.04	0.00	0.00		0.00	337.62	10/08/2022	#T	P		1659	8	90	NUSS ROY J
2020-4-0080948		87.95	13.19	0.00	0.00		0.00	101.14	10/17/2022	#T	P		1663	4	90	PAPP JOHN S
2020-4-0080976		359.89	53.98	0.00	0.00		0.00	413.87	10/17/2022	#T	P		1671	2	90	RODRIGUEZ C
2020-4-0081176		116.22	17.43	0.00	0.00		0.00	133.65	10/12/2022	#T	P		1670	3	90	SANDERS IAN
TOT MVS		2,009.07	301.36	0.00	0.00		0.00	2,310.43					1666	2	90	WALKER HERS
TOT YR 2020		4,691.04	899.30	24.00	20.00		0.00	5,634.34								
2021-1-0000019		142.68	8.56	0.00	0.00		0.00	151.24	10/11/2022	#T	P					
2021-1-0000378		1,668.45	100.11	0.00	0.00		0.00	1,768.56	10/05/2022	#T	P		2598	4	2	ADINOLFI JE
2021-1-0000463		3,175.68	0.00	0.00	0.00		0.00	3,175.68	10/17/2022	#T	P		2015	4	3	BETKOSKI PE
2021-1-0000532		91.52	0.00	0.00	0.00		0.00	91.52	10/11/2022	#T	P		1669	10	90	BROADHURST
2021-1-0000539		845.62	0.00	0.00	0.00		0.00	845.62	10/14/2022	#T	P		2598	7	2	CALDWELL JA
2021-1-0000660		2,480.08	148.80	0.00	0.00		0.00	2,628.88	10/05/2022	#T	P		2018	1	3	CAMIRE BONI
2021-1-0000674		15.59	2.00	0.00	0.00		0.00	17.59	10/17/2022	#T	P		1659	1	90	CONTOIS DEL
2021-1-0000769		229.74	0.00	0.00	0.00		0.00	229.74	10/11/2022	#T	P		456	1	10	COTAS JOSE
2021-1-0000891		1,766.40	105.97	0.00	0.00		0.00	1,872.37	10/28/2022	#T	P		2598	1	2	DELAFIELD J
2021-1-0000952		3,168.17	190.09	0.00	0.00		0.00	3,358.26	10/17/2022	#T	P	I	2023	1	3	ELIE FAITH
2021-1-0001061		5,746.94	129.31	0.00	0.00		0.00	5,876.25	10/05/2022	#T	P		1670	1	90	FERNANDES J
2021-1-0001102		3,169.17	0.00	0.00	0.00		0.00	3,169.17	10/24/2022	#T	P		2015	10	3	GLOBAL TOWE
2021-1-0001136		3,105.61	0.00	0.00	0.00		0.00	3,105.61	10/11/2022	#T	P		2599	1	2	GRIFFIN EDW
2021-1-0001268		317.22	19.03	0.00	0.00		0.00	336.25	10/03/2022	#T	P		2598	9	2	HALKOVIC AL
2021-1-0001277		1,528.74	0.00	0.00	0.00		0.00	1,528.74	10/03/2022	#T	P		1658	6	90	JENNINGS KA
2021-1-0001461		3,678.64	0.00	0.00	0.00		0.00	3,678.64	10/24/2022	#T	P		1657	5	90	JIMENEZ LIN
2021-1-0001461		3.93	0.00	0.00	0.00		0.00	3.93	10/31/2022	#T	P	P	2599	3	2	LAVOIE VICK
2021-1-0001477		178.18	0.00	0.00	0.00		0.00	178.18	10/05/2022	#T	P		2024	1	3	LAVOIE VICK
2021-1-0001575		160.14	32.73	0.00	0.00		0.00	192.87	10/31/2022	#T	P		2015	1	3	LEMBO VICTO
2021-1-0001593		3,114.95	0.00	0.00	0.00		0.00	3,114.95	10/17/2022	#T	P	P	2024	3	3	MARINO PAUL
2021-1-0001700		250.26	15.02	0.00	0.00		0.00	265.28	10/17/2022	#T	P		2019	3	3	MARTINEZ MA
2021-1-0001866		851.43	51.09	0.00	0.00		0.00	902.52	10/06/2022	#T	P		1669	4	90	MJ&J PROPER
2021-1-0001874		444.04	26.64	0.00	0.00		0.00	470.68	10/08/2022	#T	P		1660	4	90	PAEZ-PEREZ
2021-1-0002053		286.64	17.20	0.00	0.00		0.00	303.84	10/07/2022	#T	P		1663	2	90	PAPP JOHN
2021-1-0002058		144.10	8.65	0.00	0.00		0.00	152.75	10/12/2022	#T	P		2016	2	3	RICH ELAINE
2021-1-0002158		2,736.16	0.00	0.00	0.00		0.00	2,736.16	10/19/2022	#T	P		2017	1	3	RICKMAN SAN
2021-1-0002280		250.26	3.75	0.00	0.00		0.00	254.01	10/24/2022	#T	P		2020	4	3	SAUNDERS FR
2021-1-0002396		1,389.36	83.36	0.00	0.00		0.00	1,472.72	10/10/2022	#T	P		2599	4	2	SLINKA ANDR
2021-1-0002468		1,926.21	0.00	0.00	0.00		0.00	1,926.21	10/14/2022	#T	P		1665	1	90	SWAN SANDRA
2021-1-0002546		3,870.24	0.00	0.00	0.00		0.00	3,870.24	10/19/2022	#T	P		2018	2	3	TRUSTEES CH
2021-1-0002582		198.46	1.54	0.00	0.00		0.00	200.00	10/03/2022	#T	P		2020	3	3	WADMAN JOHN
2021-1-0002773		4,873.97	219.33	0.00	0.00		0.00	5,093.30	10/03/2022	#T	P		1658	7	90	WHIPPLE GAR
TOT REAL ESTATE		51,808.58	1,163.18	0.00	0.00		0.00	52,971.76					2014	3	3	ROBBINS MIC
2021-2-0040040		88.47	5.31	0.00	0.00		0.00	93.78	10/05/2022	#T	P					
2021-2-0040058		99.09	5.95	0.00	0.00		0.00	105.04	10/26/2022	#T	P		2015	9	3	BETKOSKI BR
2021-2-0040102		2.79	0.04	0.00	0.00		0.00	2.83	10/24/2022	#T	P		1677	1	90	CM TREE SER
2021-2-0040140		26.61	2.00	0.00	0.00		0.00	28.61	10/03/2022	#T	P		2599	2	2	FRANCOTYP-P
TOT PERS PROP		216.96	13.30	0.00	0.00		0.00	230.26					1655	6	90	KEN VIELE R
2021-3-0050070		14.16	2.00	0.00	0.00		0.00	16.16	10/11/2022	#T	P					
2021-3-0050071		114.09	6.85	0.00	0.00		0.00	120.94	10/11/2022	#T	P		2598	5	2	ADINOLFI JE
2021-3-0050076		129.38	7.76	0.00	0.00		0.00	137.14	10/31/2022	#T	P		2598	6	2	ADINOLFI JE
2021-3-0050077		101.63	6.10	0.00	0.00		0.00	107.73	10/31/2022	#T	P		1682	4	90	AGAMY SUSAN
2021-3-0050108		14.16	2.00	0.00	0.00		0.00	16.16	10/17/2022	#T	P		1682	3	90	AGAMY SUSAN
2021-3-0050109		183.73	11.02	0.00	0.00		0.00	194.75	10/17/2022	#T	P		1669	1	90	ALICEA ASHL
2021-3-0050110		96.54	5.79	0.00	0.00		0.00	102.33	10/17/2022	#T	P		1669	2	90	ALICEA ASHL
													1669	3	90	ALICEA ASHL

CASH REPORT
TOWN OF BEACON FALLS

MONTHLY REPORT BY BILLING YEAR
 Condition: Year From: 2006 To 2022 CASH: CITY Date: 11/02/2022 Pay Date: 10/01/2022 To 10/31/2022 Time: 09:13:19 Page: 3
 Recap Option: Year Type District: All Term# Total Only: NO Bill Type: 14 CODE T Susp/Credit: ALL Cycle #: 00 TO 00

BILL #	S-D	CITY Gross	INTEREST Exmpt	LIEN Net	FEES	Tax	BINT	TOTAL	DATE PAID	K	TP	OVR	BATCH	TRANS#	TERM#	NAME
2021-3-0050136		87.76		0.00												
2021-3-0050322		94.56	5.27	0.00	0.00		0.00	93.03	10/24/2022	#	P		1676	2	90	AMBROCIO-JU
2021-3-0050326		101.07	5.67	0.00	0.00		0.00	100.23	10/10/2022	#	P		1665	4	90	BEALL FELIC
2021-3-0050406		54.07	6.06	0.00	0.00		0.00	107.13	10/03/2022	#	P		1658	3	90	BEAULIEU MA
2021-3-0050407		108.99	3.24	0.00	0.00		0.00	57.31	10/05/2022	#	P		2015	8	3	BETKOSKI BR
2021-3-0050408		313.11	6.54	0.00	0.00		0.00	115.53	10/05/2022	#	P		2015	7	3	BETKOSKI BR
2021-3-0050409		55.49	18.79	0.00	0.00		0.00	331.90	10/05/2022	#	P		2015	6	3	BETKOSKI BR
2021-3-0050515		43.02	3.33	0.00	0.00		0.00	58.82	10/05/2022	#	P		2015	5	3	BETKOSKI BR
2021-3-0050515		50.00	6.98	0.00	0.00		0.00	50.00	10/05/2022	#	P	P	2015	11	3	BETKOSKI BR
2021-3-0050523		92.28	0.00	0.00	0.00		0.00	50.00	10/17/2022	#	P	P	2019	4	3	BOURQUE ERI
2021-3-0050526		88.11	1.38	0.00	0.00		0.00	93.66	10/05/2022	#	P	P	2015	2	3	BOURQUE ERI
2021-3-0050526		195.24	18.23	0.00	0.00		0.00	106.34	10/05/2022	#	P	P	2015	3	3	BOWEN WILLI
2021-3-0050533		479.57	4.76	0.00	0.00		0.00	200.00	10/31/2022	#	P	P	2024	4	3	BOWEN WILLI
2021-3-0050534		328.11	28.77	0.00	0.00		0.00	508.34	10/03/2022	#	P	P	1657	3	90	BOWEN WILLI
2021-3-0050715		292.73	19.69	0.00	0.00		0.00	347.80	10/03/2022	#	P		1657	4	90	BOWLEY JEFF
2021-3-0050716		489.48	17.56	0.00	0.00		0.00	310.29	10/03/2022	#	P		1658	5	90	BOWLEY JEFF
2021-3-0050791		579.79	29.37	0.00	0.00		0.00	518.85	10/03/2022	#	P		1658	4	90	BURWELL PAU
2021-3-0050811		368.03	20.21	0.00	0.00		0.00	600.00	10/11/2022	#	P	P	2598	8	2	BURWELL STE
2021-3-0050812		158.54	22.08	0.00	0.00		0.00	390.11	10/03/2022	#	P		1657	2	90	CAMPOAMOR V
2021-3-0050833		651.41	9.51	0.00	0.00		0.00	168.05	10/03/2022	#	P		1657	1	90	CAPRIOTTI J
2021-3-0050834		524.58	39.08	0.00	0.00		0.00	690.49	10/20/2022	#	P		1674	1	90	CAPRIOTTI J
2021-3-0050838		322.45	31.47	0.00	0.00		0.00	556.05	10/20/2022	#	P		1674	2	90	CARLSON BRU
2021-3-0050862		215.16	19.35	0.00	0.00		0.00	341.80	10/20/2022	#	P		1673	3	90	CARLSON BRU
2021-3-0050864		47.63	12.91	0.00	0.00		0.00	228.07	10/19/2022	#	P		1675	5	90	CARLSON ROB
2021-3-0050950		157.12	2.37	0.00	0.00		0.00	50.00	10/21/2022	#	P		1665	10	90	CARTEE KARO
2021-3-0050951		14.16	9.43	0.00	0.00		0.00	166.55	10/10/2022	#	P		1665	11	90	CARUSO CAND
2021-3-0050952		14.16	2.00	0.00	0.00		0.00	16.16	10/10/2022	#	P		1665	12	90	CHASE MATTH
2021-3-0051030		259.60	15.58	0.00	0.00		0.00	16.16	10/10/2022	#	P		1664	1	90	CHASE MATTH
2021-3-0051168		422.67	25.36	0.00	0.00		0.00	275.18	10/09/2022	#	P		1669	8	90	CHASE MATTH
2021-3-0051283		368.60	22.12	0.00	0.00		0.00	448.03	10/17/2022	#	P		1669	8	90	CLERIO ANTH
2021-3-0051444		302.35	18.14	0.00	0.00		0.00	390.72	10/03/2022	#	P		1656	3	90	CUAPIO-ZOLL
2021-3-0051446		5.66	2.00	0.00	0.00		0.00	320.49	10/31/2022	#	P		1680	1	90	DECAMPOS MI
2021-3-0051447		134.82	40.78	0.00	0.00		0.00	7.66	10/11/2022	#	P		2598	2	2	DINSMORE AM
2021-3-0051454		336.89	20.21	0.00	0.00		0.00	175.60	10/11/2022	#	P	P	2598	3	2	DIONNE PATR
2021-3-0051460		286.94	17.48	0.00	0.00		0.00	357.10	10/07/2022	#	P		1662	4	90	DIONNE PATR
2021-3-0051509		221.94	28.06	0.00	0.00		0.00	304.42	10/19/2022	#	P	P	2020	2	3	DISORBO-DAS
2021-3-0051511		474.76	28.49	0.00	0.00		0.00	250.00	10/28/2022	#	P		1679	1	90	DIXON PHALL
2021-3-0051637		112.39	6.74	0.00	0.00		0.00	503.25	10/19/2022	#	P		2020	1	3	DOMBROWSKI
2021-3-0051791		130.23	5.86	0.00	0.00		0.00	119.13	10/28/2022	#	P		2023	2	3	DOMMEL JASO
2021-3-0051818		101.63	6.10	0.00	0.00		0.00	136.09	10/03/2022	#	P		1655	2	90	ELIE ENOCH
2021-3-0051819		203.55	12.21	0.00	0.00		0.00	107.73	10/03/2022	#	P		1658	1	90	FERRARO SHI
2021-3-0051942		593.09	35.59	0.00	0.00		0.00	215.76	10/03/2022	#	P		1658	2	90	FINKE BRYAN
2021-3-0051943		30.29	2.00	0.00	0.00		0.00	628.68	10/20/2022	#	P		2021	1	3	FINKE LAURI
2021-3-0051944		99.65	5.98	0.00	0.00		0.00	32.29	10/20/2022	#	P		2021	4	3	GABRIEL STE
2021-3-0051945		289.33	17.36	0.00	0.00		0.00	105.63	10/20/2022	#	P		2021	3	3	GABRIEL VIT
2021-3-0051964		138.15	8.29	0.00	0.00		0.00	306.69	10/20/2022	#	P		2021	2	3	GABRIEL VIT
2021-3-0052189		126.83	7.61	0.00	0.00		0.00	146.44	10/24/2022	#	P		2019	5	2	GABRIEL VIT
2021-3-0052190		292.44	17.55	0.00	0.00		0.00	134.44	10/17/2022	#	P		2019	1	3	GALLAGHER C
2021-3-0052194		178.92	10.74	0.00	0.00		0.00	309.99	10/17/2022	#	P		2019	2	3	GUILLET MAR
2021-3-0052195		85.21	5.11	0.00	0.00		0.00	189.66	10/21/2022	#	P		1675	4	90	GUILLET MAR
2021-3-0052228		481.94	24.09	0.00	0.00		0.00	90.32	10/21/2022	#	P		1675	5	90	GULUZY JOSE
2021-3-0052228		457.85	24.09	0.00	0.00		0.00	506.03	10/28/2022	#	P	O	2023	6	3	GULUZY JOSE
2021-3-0052228		-481.94	-24.09	0.00	0.00		0.00	481.94	10/28/2022	#	P	O	2023	8	3	HALLIGAN JA
2021-3-0052229		779.94	46.80	0.00	0.00		0.00	-506.03	10/28/2022	#	V	O	2023	7	3	HALLIGAN JA
2021-3-0052230		746.53	44.79	0.00	0.00		0.00	826.74	10/28/2022	#	P		2023	5	3	HALLIGAN JA
2021-3-0052244		86.35	5.18	0.00	0.00		0.00	791.32	10/28/2022	#	P		2023	4	3	HALLIGAN JA
2021-3-0052456		24.91	2.00	0.00	0.00		0.00	91.53	10/27/2022	#	P		1678	1	90	HALLIGAN JA
2021-3-0052457		252.53	15.15	0.00	0.00		0.00	26.91	10/19/2022	#	P		1673	1	90	HANSON JAME
2021-3-0052458		110.41	6.62	0.00	0.00		0.00	267.68	10/19/2022	#	P		1673	2	90	HUBBELL TAY
								117.03	10/19/2022	#	P		1673	3	90	HUBBELL TAY

**CASH REPORT
TOWN OF BEACON FALLS**

MONTHLY REPORT BY BILLING YEAR
Condition: Year From: 2006 TO 2022
Recap Option: Year Type
BILL # S-D CITY INTEREST LIEN FEES BINT TOTAL DATE PAID K TP OVR BATCH TRANS# TERM# NAME
CASH: CITY Date: 11/02/2022 Pay Date: 10/01/2022 To 10/31/2022 Time: 09:13:23 Page: 4
District: All Term# Total Only: NO Bill Type: 14 CODE T Susp/Credit: ALL Cycle #: 00 TO 00

BILL #	S-D	CITY Gross	INTEREST Exmpt	LIEN Net	FEES	Tax	BINT	TOTAL	DATE PAID	K	TP	OVR	BATCH	TRANS#	TERM#	NAME
2021-3-0052459		43.31	2.60	0.00	0.00		0.00	45.91	10/19/2022	#	P					
2021-3-0052460		1,166.37	52.49	0.00	0.00		0.00	1,218.86	10/03/2022	#	P		1673	4	90	HUBBELL TAY
2021-3-0052461		514.39	23.15	0.00	0.00		0.00	537.54	10/03/2022	#	P		1655	4	90	HUEBNER ERI
2021-3-0052614		544.40	32.66	0.00	0.00		0.00	577.06	10/13/2022	#	P		1655	5	90	HUEBNER ERI
2021-3-0052695		16.26	0.24	0.00	0.00		0.00	16.50	10/12/2022	#	P		1667	1	90	JEVARJIAN C
2021-3-0053013		833.73	50.02	0.00	0.00		0.00	883.75	10/07/2022	#	P		1666	3	90	K & W COMPA
2021-3-0053238		198.17	11.89	0.00	0.00		0.00	210.06	10/13/2022	#	P		1661	1	90	LAO THANH C
2021-3-0053263		200.72	12.04	0.00	0.00		0.00	212.76	10/17/2022	#	P		1667	7	90	MAGLIOCHETT
2021-3-0053306		101.07	6.06	0.00	0.00		0.00	107.13	10/31/2022	#	P		1669	7	90	MAJEWSKA MA
2021-3-0053375		355.29	21.32	0.00	0.00		0.00	376.61	10/27/2022	#	P		2024	2	3	MARINO PAUL
2021-3-0053434		54.92	3.30	0.00	0.00		0.00	58.22	10/31/2022	#	P		1678	4	90	MAYS PAUL J
2021-3-0053435		47.28	2.84	0.00	0.00		0.00	50.12	10/31/2022	#	P		1680	4	90	MCSPERRIN R
2021-3-0053440		379.07	22.74	0.00	0.00		0.00	401.81	10/21/2022	#	P		1680	5	90	MCSPERRIN R
2021-3-0053460		205.53	12.33	0.00	0.00		0.00	217.86	10/07/2022	#	P		1675	1	90	MCVEIGH SAR
2021-3-0053567		175.81	10.55	0.00	0.00		0.00	186.36	10/07/2022	#	P		1661	6	90	MELLITZ JOS
2021-3-0053568		84.65	5.08	0.00	0.00		0.00	89.73	10/17/2022	#	P		1662	2	90	MONNERAT RE
2021-3-0053597		206.38	9.29	0.00	0.00		0.00	215.67	10/03/2022	#	P		1669	6	90	MONNERAT RE
2021-3-0053665		675.76	40.55	0.00	0.00		0.00	716.31	10/26/2022	#	P		1655	3	90	MORENO NICH
2021-3-0053849		223.08	13.38	0.00	0.00		0.00	236.46	10/05/2022	#	P		1677	2	90	MUTH KRISTI
2021-3-0053850		691.61	41.50	0.00	0.00		0.00	733.11	10/05/2022	#	P		1659	5	90	NUSS ROY J
2021-3-0053851		322.17	19.33	0.00	0.00		0.00	341.50	10/05/2022	#	P		1659	6	90	NUSS ROY J
2021-3-0053992		222.80	13.37	0.00	0.00		0.00	236.17	10/08/2022	#	P		1659	7	90	NUSS ROY J
2021-3-0053993		1,085.41	65.12	0.00	0.00		0.00	1,150.53	10/08/2022	#	P		1663	1	90	PAPP JOHN S
2021-3-0054025		84.65	3.81	0.00	0.00		0.00	88.46	10/03/2022	#	P		1663	3	90	PAPP JOHN S
2021-3-0054060		315.66	14.20	0.00	0.00		0.00	329.86	10/03/2022	#	P		1655	10	90	PAUGAS PATR
2021-3-0054084		590.55	35.43	0.00	0.00		0.00	625.98	10/03/2022	#	P		2014	2	3	PEREZ ROGER
2021-3-0054112		14.16	2.00	0.00	0.00		0.00	16.16	10/17/2022	#	P		1656	2	90	PERZAN COUR
2021-3-0054141		19.82	2.00	0.00	0.00		0.00	21.82	10/06/2022	#	P		1672	1	90	PHILIBERT K
2021-3-0054142		494.86	29.69	0.00	0.00		0.00	524.55	10/06/2022	#	P		1660	3	90	PIETROWICZ
2021-3-0054157		1,001.32	45.06	0.00	0.00		0.00	1,046.38	10/03/2022	#	P		1660	2	90	PIETROWICZ
2021-3-0054184		14.16	2.00	0.00	0.00		0.00	16.16	10/14/2022	#	P		1655	1	90	PINTO ROBER
2021-3-0054185		14.16	2.00	0.00	0.00		0.00	16.16	10/14/2022	#	P		1668	1	90	PLAVCAN RYA
2021-3-0054219		-145.83	-9.31	0.00	0.00		0.00	155.14	10/14/2022	#	P		1668	2	90	PLAVCAN RYA
2021-3-0054219		145.83	9.31	0.00	0.00		0.00	-155.14	10/14/2022	#	V		2018	6	3	POPE BROOKE
2021-3-0054219		152.81	9.31	0.00	0.00		0.00	155.14	10/14/2022	#	P	P	2018	5	3	POPE BROOKE
2021-3-0054326		552.33	33.14	0.00	0.00		0.00	162.12	10/14/2022	#	P	P	2018	11	3	POPE BROOKE
2021-3-0054327		613.76	36.83	0.00	0.00		0.00	585.47	10/24/2022	#	P		1676	1	90	RAGOZZINE A
2021-3-0054328		11.89	2.00	0.00	0.00		0.00	650.59	10/27/2022	#	P		1678	5	90	RAGOZZINE D
2021-3-0054394		113.24	6.79	0.00	0.00		0.00	13.89	10/27/2022	#	P		1678	2	90	RAGOZZINE A
2021-3-0054446		142.12	8.53	0.00	0.00		0.00	120.03	10/05/2022	#	P		1659	2	90	RAGOZZINE D
2021-3-0054511		77.85	4.67	0.00	0.00		0.00	150.65	10/12/2022	#	P		1659	2	90	REPASI ROBE
2021-3-0054559		81.25	4.88	0.00	0.00		0.00	82.52	10/17/2022	#	P		2017	2	3	RICKMAN SAN
2021-3-0054636		756.16	45.37	0.00	0.00		0.00	86.13	10/31/2022	#	P		1671	1	90	RODRIGUEZ C
2021-3-0054757		585.73	35.14	0.00	0.00		0.00	801.53	10/17/2022	#	P		1681	1	90	RUGGIERO DA
2021-3-0054758		19.25	2.00	0.00	0.00		0.00	620.87	10/13/2022	#	P		1670	2	90	SANDERS IAN
2021-3-0054759		589.13	35.35	0.00	0.00		0.00	620.87	10/13/2022	#	P		1667	2	90	SEDLAK ALAN
2021-3-0054761		45.01	2.70	0.00	0.00		0.00	21.25	10/13/2022	#	P		1667	3	90	SEDLAK ALAN
2021-3-0054783		160.52	9.63	0.00	0.00		0.00	624.48	10/13/2022	#	P		1667	4	90	SEDLAK SARA
2021-3-0054784		259.04	15.54	0.00	0.00		0.00	47.71	10/21/2022	#	P		2022	1	3	SENDER DYLA
2021-3-0054816		467.68	28.06	0.00	0.00		0.00	170.15	10/05/2022	#	P		1659	3	90	SEWITSKY JA
2021-3-0054863		68.82	4.13	0.00	0.00		0.00	274.58	10/05/2022	#	P		1659	4	90	SEWITSKY RA
2021-3-0054864		168.44	10.11	0.00	0.00		0.00	495.74	10/03/2022	#	P		1656	5	90	SHEA PAUL J
2021-3-0054955		668.97	30.10	0.00	0.00		0.00	72.95	10/07/2022	#	P		1661	4	90	SIKORA JANE
2021-3-0054966		110.41	6.62	0.00	0.00		0.00	178.55	10/07/2022	#	P		1661	3	90	SIKORA JOHN
2021-3-0054967		416.16	24.97	0.00	0.00		0.00	699.07	10/03/2022	#	P		1655	9	90	SMITH JENNI
2021-3-0054970		164.48	9.87	0.00	0.00		0.00	117.03	10/05/2022	#	P		1659	9	90	SMITH MATTH
2021-3-0054971		193.64	11.62	0.00	0.00		0.00	441.13	10/05/2022	#	P		1659	10	90	SMITH MATTH
2021-3-0054972		90.31	5.42	0.00	0.00		0.00	174.35	10/19/2022	#	P		1673	6	90	SMITH PAUL
2021-3-0054973		55.49	3.33	0.00	0.00		0.00	205.26	10/19/2022	#	P		1673	7	90	SMITH PAUL
								95.73	10/19/2022	#	P		1673	8	90	SMITH PAUL
								58.82	10/19/2022	#	P		1673	9	90	SMITH PAUL

**CASH REPORT
TOWN OF BEACON FALLS**

MONTHLY REPORT BY BILLING YEAR

Condition: Year From: 2006 TO 2022
Recap Option: Year Type

CASH: CITY
District:

Date: 11/02/2022

Pay Date: 10/01/2022 To 10/31/2022

Time: 09:13:26 Page: 5

All Term# Total Only: NO Bill Type: 14 CODE T Susp/Credit: ALL Cycle #: 00 TO 00

BILL #	S-D	CITY Gross	INTEREST Exmpt	LIEN Net	FEES	Tax	BINT	TOTAL	DATE PAID	K	TP	OVR	BATCH	TRANS#	TERM#	NAME
2021-3-0055082		-220.35	-14.06	0.00	0.00		0.00	-234.41	10/14/2022	#T	V					
2021-3-0055082		220.35	14.06	0.00	0.00		0.00	234.41	10/14/2022	#T	P	P	2018	7	3	STARZMAN CO
2021-3-0055082		230.90	14.06	0.00	0.00		0.00	244.96	10/14/2022	#T	P	P	2018	3	3	STARZMAN CO
2021-3-0055083		333.44	21.28	0.00	0.00		0.00	354.72	10/14/2022	#T	P	P	2018	10	3	STARZMAN CO
2021-3-0055083		370.68	0.00	0.00	0.00		0.00	370.68	10/14/2022	#T	P	P	2018	4	3	STARZMAN CO
2021-3-0055083		-333.44	-21.28	0.00	0.00		0.00	-354.72	10/14/2022	#T	V					
2021-3-0055273		386.43	23.19	0.00	0.00		0.00	409.62	10/03/2022	#T	P		2018	8	3	STARZMAN CO
2021-3-0055290		305.18	13.73	0.00	0.00		0.00	318.91	10/03/2022	#T	P		1656	1	90	THELEEN JEA
2021-3-0055293		1,039.54	62.37	0.00	0.00		0.00	1,101.91	10/03/2022	#T	P		1655	8	90	THOMAS CALV
2021-3-0055295		115.50	6.93	0.00	0.00		0.00	122.43	10/21/2022	#T	P		1656	4	90	THOMAS JULI
2021-3-0055620		118.05	7.08	0.00	0.00		0.00	125.13	10/12/2022	#T	P		1675	3	90	THOMAS KRIS
2021-3-0055813		198.17	11.89	0.00	0.00		0.00	210.06	10/07/2022	#T	P		1666	1	90	WALKER HERS
2021-3-0055844		140.13	8.41	0.00	0.00		0.00	148.54	10/10/2022	#T	P		1661	2	90	YOUNG LORYN
2021-3-0055881		964.55	18.55	0.00	0.00		0.00	983.10	10/13/2022	#T	P		1665	2	90	ZELENSKY MA
TOT MOTOR VEH		35,565.91	2,051.92	0.00	0.00		0.00						1667	5	90	ZOWADNEY CH
TOT YR 2021		87,591.45	3,228.40	0.00	0.00		0.00	37,617.83								
TOT CUR/YR COLL.		87,591.45	3,228.40	0.00	0.00		0.00	90,819.85								
TOT BACK/YR COLL.		7,134.66	1,971.81	48.00	48.32		0.00	9,202.79								
TOT ACTIVE		94,726.11	5,069.77	48.00	48.32		0.00	99,892.20								
TOT SUSPENSE		0.00	130.44	0.00	0.00		0.00	130.44								
GRAND TOTAL		94,726.11	5,200.21	48.00	48.32		0.00	100,022.64								
CITY		CURRENT:	90,819.85	BACK :	9,202.79											

RECEIPT TOTAL 100,022.64
CASH TOTAL 2,878.29
CHANGE TOTAL 34.25

CASH BALANCE 2,844.04
CHECK TOTAL 47,804.91
CREDIT TOTAL 49,373.69
DEPOSIT TOTAL 50,648.95 *** (EXCLUDE CREDIT CARD)

DEPOSIT TOTAL 100,022.64

**BOUNCED CHECKS
TOWN OF BEACON FALLS**

MONTHLY REPORT BY BILLING YEAR
 Condition: Year From: 2006 TO 2022
 Recap Option: Year Type
 CASH: CITY District: Date: 11/02/2022 Pay Date: 10/01/2022 To 10/31/2022 Time: 09:13:28 Page: 8
 All Term# Total Only: NO Bill Type: 14 CODE T Susp/Credit: ALL Cycle #: 00 TO 00

BILL #	S-D	CITY Gross	INTEREST Exmpt	LIEN Net	FEEES Tax	BINT	TOTAL	DATE PAID	K	TP	OVR	BATCH	TRANS#	TERM#	NAME
2021-3-0053440		-379.07	-22.74	0.00	0.00	0.00	-401.81	10/31/2022	#T	C	C	460	1	10	MCVEIGH SAR
2021-3-0055881		-964.55	-18.55	0.00	0.00	0.00	-983.10	10/26/2022	#T	C	C	459	1	10	ZOWADNEY CH
TOT MOTOR VEH		-1,343.62	-41.29	0.00	0.00	0.00	-1,384.91								
TOT YR 2021		-1,343.62	-41.29	0.00	0.00	0.00	-1,384.91								
TOT CUR/YR COLL.		-1,343.62	-41.29	0.00	0.00	0.00	-1,384.91								
TOT ACTIVE		-1,343.62	-41.29	0.00	0.00	0.00	-1,384.91								
GRAND TOTAL		-1,343.62	-41.29	0.00	0.00	0.00	-1,384.91								
BOUNCE CKS		-1,343.62	-41.29	0.00	0.00	0.00	-1,384.91								
CITY		CURRENT:	-1,384.91	BACK :	0.00										

RECEIPT TOTAL	-1,384.91	
CASH TOTAL	0.00	
CHANGE TOTAL	0.00	

CASH BALANCE	0.00	
HECK TOTAL	0.00	
CREDIT TOTAL	0.00	
DEPOSIT TOTAL	-1,384.91	*** (EXCLUDE CREDIT CARD)

DEPOSIT TOTAL	<u>-1,384.91</u>	

**REFUNDS
TOWN OF BEACON FALLS**

MONTHLY REPORT BY BILLING YEAR
 Condition: Year From: 2006 TO 2022 CASH: CITY Date: 11/02/2022 Pay Date: 10/01/2022 To 10/31/2022 Time: 09:13:28 Page: 9
 Recap Option: Year Type District: All Term# Total Only: NO Bill Type: 14 CODE T Susp/Credit: ALL Cycle #: 00 TO 00

BILL #	S-D	CITY Gross	INTEREST Exmpt	LIEN Net	FEEES Tax	BINT	TOTAL	DATE PAID	K	TP	OVR	BATCH	TRANS#	TERM#	NAME	
2021-3-0050898		-780.22	0.00	0.00	0.00	0.00	-780.22	10/17/2022	#T	R	01	455	2	10	CCAP AUTO L	
2021-3-0055566		-73.32	0.00	0.00	0.00	0.00	-73.32	10/17/2022	#T	R	01	455	3	10	VILLANO ROS	
2021-3-0055904		-7.50	0.00	0.00	0.00	0.00	-7.50	10/17/2022	#T	R	M	01	455	1	10	BRUSH SHAUN
TOT MOTOR VEH		-861.04	0.00	0.00	0.00	0.00	-861.04									
TOT YR 2021		-861.04	0.00	0.00	0.00	0.00	-861.04									
TOT CUR/YR COLL.		-861.04	0.00	0.00	0.00	0.00	-861.04									
TOT ACTIVE		-861.04	0.00	0.00	0.00	0.00	-861.04									
GRAND TOTAL		-861.04	0.00	0.00	0.00	0.00	-861.04									
TOT REFUNDS		-861.04	0.00	0.00	0.00	0.00	-861.04									
CITY	CURRENT:		-861.04	BACK :		0.00										

RECEIPT TOTAL	-861.04	
CASH TOTAL	0.00	
CHANGE TOTAL	0.00	

CASH BALANCE	0.00	
CHECK TOTAL	0.00	
CREDIT TOTAL	0.00	
DEPOSIT TOTAL	-861.04	*** (EXCLUDE CREDIT CARD)

DEPOSIT TOTAL	-861.04	

GRAND RATEBOOK BALANCE SHEET REPORT
TOWN OF BEACON FALLS
GRAND LIST YEAR 2021

Year: 2006 To 2022, Pay Date: 10/31/2022, Time: 11/02/2022 09:46:30 am All

Conditions: Recap By Year: Yes Recap By Dist: No Act/Susp: Active, Cycle: 00 To 00, Type: CITY, Bill Type: 07 WATER
 YEAR/TYPE ACTS BEGINNING BALANCE LAWFUL INC. CORRECTIONS DEC. TAXES COLLECTABLE CURRENT SUSPENSE TAXES/BINT PAID INTEREST PAID L+FEES PAID

YEAR/TYPE	ACTS	BEGINNING BALANCE	LAWFUL INC.	CORRECTIONS DEC.	TAXES COLLECTABLE	CURRENT SUSPENSE	TAXES/BINT PAID	INTEREST PAID	L+FEES PAID	TOTAL PAID	OVER PAID	UNCOLLECTED TAXES
WATER	2	0.00	0.00	0.00	0.00	0.00	0.00	0.00	0.00	0.00	0.00	0.00
YR: 2007	2	0.00	0.00	0.00	0.00	0.00	0.00	0.00	0.00	0.00	0.00	0.00
WATER	186	3,970.72	0.00	0.00	3,970.72	0.00	0.00	0.00	0.00	0.00	0.00	3,970.72
YR: 2008	186	3,970.72	0.00	0.00	3,970.72	0.00	0.00	0.00	0.00	0.00	0.00	3,970.72
WATER	185	916.32	0.00	0.00	916.32	0.00	0.00	0.00	0.00	0.00	0.00	916.32
YR: 2009	185	916.32	0.00	0.00	916.32	0.00	0.00	0.00	0.00	0.00	0.00	916.32
WATER	187	916.32	0.00	0.00	916.32	0.00	0.00	0.00	0.00	0.00	0.00	916.32
YR: 2010	187	916.32	0.00	0.00	916.32	0.00	0.00	0.00	0.00	0.00	0.00	916.32
WATER	187	1,118.60	0.00	0.00	1,118.60	0.00	0.00	0.00	0.00	0.00	0.00	1,118.60
YR: 2011	187	1,118.60	0.00	0.00	1,118.60	0.00	0.00	0.00	0.00	0.00	0.00	1,118.60
WATER	187	1,221.76	0.00	0.00	1,221.76	0.00	0.00	0.00	0.00	0.00	0.00	1,221.76
YR: 2012	187	1,221.76	0.00	0.00	1,221.76	0.00	0.00	0.00	0.00	0.00	0.00	1,221.76
WATER	187	1,221.76	0.00	0.00	1,221.76	0.00	0.00	0.00	0.00	0.00	0.00	1,221.76
YR: 2013	187	1,221.76	0.00	0.00	1,221.76	0.00	0.00	0.00	0.00	0.00	0.00	1,221.76
WATER	187	1,494.16	0.00	0.00	1,494.16	0.00	0.00	0.00	0.00	0.00	0.00	1,494.16
YR: 2014	187	1,494.16	0.00	0.00	1,494.16	0.00	0.00	0.00	0.00	0.00	0.00	1,494.16
WATER	187	1,527.20	0.00	0.00	1,527.20	0.00	0.00	0.00	0.00	0.00	0.00	1,527.20
YR: 2015	187	1,527.20	0.00	0.00	1,527.20	0.00	0.00	0.00	0.00	0.00	0.00	1,527.20
WATER	187	1,832.64	0.00	0.00	1,832.64	0.00	117.83 187.61	111.35	0.00	416.79	0.00	1,527.20
YR: 2016	187	1,832.64	0.00	0.00	1,832.64	0.00	117.83 187.61	111.35	0.00	416.79	0.00	1,527.20
WATER	187	1,832.64	0.00	0.00	1,832.64	0.00	130.66 174.78	99.95	0.00	405.39	0.00	1,527.20
YR: 2017	187	1,832.64	0.00	0.00	1,832.64	0.00	130.66	99.95	0.00	405.39	0.00	1,527.20

GRAND RATEBOOK BALANCE SHEET REPORT
TOWN OF BEACON FALLS
GRAND LIST YEAR 2021

Year: 2006 To 2022, Pay Date: 10/31/2022, Conditions: Recap By Year: Yes Recap By Year: Yes

Time: 11/02/2022 09:50:08 am All

Cycle: 00 To 00, Type: CITY, Bill Type: 07 WATER

YEAR/TYPE	ACTS	BEGINNING BALANCE	LAWFUL INC.	CORRECTIONS DEC.	COLLECTABLE	CURRENT SUSPENSE	TAXES PAID	TAXES/BINT PAID	INTEREST PAID	L+FEES PAID	TOTAL PAID	OVER PAID	UNCOLLECTED TAXES
							174.78						
WATER	187	1,832.64	0.00	0.00	1,832.64	0.00	133.27	172.17	77.96	0.00	383.40	0.00	1,527.20
YR: 2018	187	1,832.64	0.00	0.00	1,832.64	0.00	133.27	172.17	77.96	0.00	383.40	0.00	1,527.20
WATER	188	2,443.52	0.00	0.00	2,443.52	0.00	294.44	316.44	126.50	0.00	737.38	0.00	1,832.64
YR: 2019	188	2,443.52	0.00	0.00	2,443.52	0.00	294.44	316.44	126.50	0.00	737.38	0.00	1,832.64
WATER	187	3,359.84	0.00	0.00	3,359.84	0.00	627.46	594.30	143.44	0.00	1,365.20	0.00	2,138.08
YR: 2020	187	3,359.84	0.00	0.00	3,359.84	0.00	627.46	594.30	143.44	0.00	1,365.20	0.00	2,138.08
WATER	187	18,631.84	0.00	0.00	18,631.84	0.00	21,251.11	6,542.38	134.03	120.00	28,047.52	0.00	2,443.52
YR: 2021	187	18,631.84	0.00	0.00	18,631.84	0.00	11,605.17	6,542.38	134.03	120.00	28,047.52	0.00	2,443.52
							PAY OFF PRINC						
WATER	187	16,809.67	119.78	0.00	16,929.45	0.00	16,101.81	4,320.18	27.45	96.00	20,545.44	-48.01	5,506.74
YR: 2022	187	16,809.67	119.78	0.00	16,929.45	0.00	9,119.06	4,320.18	27.45	96.00	20,545.44	-48.01	5,506.74
							PAY OFF PRINC						
Grand Total	188	59,129.63	119.78	0.00	59,249.41	0.00	38,656.58	12,307.86	720.68	216.00	51,901.12	-48.01	28,889.42
							PAY OFF PRINC						
							20,724.23						

**CASH REPORT
TOWN OF BEACON FALLS**

MONTHLY REPORT BY BILLING YEAR CASH: CITY Date: 11/02/2022 Pay Date: 10/01/2022 To 10/31/2022 Time: 09:59:23 Page: 1
 Condition: Year From: 2006 TO 2022 District: All Term# Total Only: NO Bill Type: 07 WATER Susp/Credit: ALL Cycle #: 00 TO 00
 Recap Option: Year Type

BILL #	S-D	CITY Gross	INTEREST Exmpt	LIEN Net	FEEs	BINT Tax	TOTAL	DATE PAID	K	TP	OVR	BATCH	TRANS#	TERM#	NAME
2022-7-0003033	03	185.66	5.57	0.00	0.00	119.78	311.01	10/06/2022	P	3		1315	2	20	MORALES MLL
2022-7-0003057	03	177.40	5.49	0.00	0.00	122.55	305.44	10/21/2022	P	3	P	1320	1	20	HINMAN WILL
2022-7-0003057	03	5.49	0.00	0.00	0.00	0.00	5.49	10/21/2022	P	3	P	1320	2	20	HINMAN WILL
2022-7-0003059	03	178.22	5.51	0.00	0.00	121.71	305.44	10/11/2022	P	3	P	1317	1	20	DONATO CYNT
2022-7-0003099	03	185.66	0.00	0.00	0.00	119.78	305.44	10/03/2022	P	3		1313	1	20	CRAFT NELSO
2022-7-0003135	03	185.66	5.57	0.00	0.00	119.78	311.01	10/06/2022	P	3		1315	6	20	MATTHEWS SU
2022-7-0003165	03	175.54	5.43	0.00	0.00	124.47	305.44	10/07/2022	P	3	P	1316	1	20	DEAN JOANN
2022-7-0003183	03	173.82	5.31	0.00	0.00	128.31	307.44	10/17/2022	P	3	P	1318	2	20	CLEMENS RIC
TOT WATER		1,267.45	32.88	0.00	0.00	856.38	2,156.71								
TOT YR 2022		1,267.45	32.88	0.00	0.00	856.38	2,156.71								
TOT CUR/YR COLL.		1,267.45	32.88	0.00	0.00	856.38	2,156.71								
TOT ACTIVE		1,267.45	32.88	0.00	0.00	856.38	2,156.71								
GRAND TOTAL		1,267.45	32.88	0.00	0.00	856.38	2,156.71								
CITY	CURRENT:	2,156.71	BACK :			0.00									

RECEIPT TOTAL	2,156.71	
CASH TOTAL	310.93	
CHANGE TOTAL	0.00	

CASH BALANCE	310.93	
CHECK TOTAL	1,845.78	
CREDIT TOTAL	0.00	
DEPOSIT TOTAL	2,156.71	*** (EXCLUDE CREDIT CARD)

DEPOSIT TOTAL	2,156.71	

**BOUNCED CHECKS
TOWN OF BEACON FALLS**

MONTHLY REPORT BY BILLING YEAR CASH: CITY Date: 11/02/2022 Pay Date: 10/01/2022 To 10/31/2022 Time: 09:59:29 Page: 3
 Condition: Year From: 2006 TO 2022 District: All Term# Total Only: NO Bill Type: 07 WATER Susp/Credit: ALL Cycle #: 00 TO 00
 Recap Option: Year Type

BILL #	S-D	CITY Gross	INTEREST Exmpt	LIEN Net	FEES	Tax	BINT	TOTAL	DATE PAID	K	TP	OVR	BATCH	TRANS#	TERM#	NAME
2022-7-0003165	03	-175.54	-5.43	0.00	0.00		-124.47	-305.44	10/21/2022	C	3	C	458	1	10	DEAN JOANN
TOT WATER		-175.54	-5.43	0.00	0.00		-124.47	-305.44								
TOT YR 2022		-175.54	-5.43	0.00	0.00		-124.47	-305.44								
TOT CUR/YR COLL.		-175.54	-5.43	0.00	0.00		-124.47	-305.44								
TOT ACTIVE		-175.54	-5.43	0.00	0.00		-124.47	-305.44								
GRAND TOTAL		-175.54	-5.43	0.00	0.00		-124.47	-305.44								
BOUNCE CKS		-175.54	-5.43	0.00	0.00		-124.47	-305.44								
CITY	CURRENT:		-305.44	BACK	:	0.00										

RECEIPT TOTAL -305.44
 CASH TOTAL 0.00
 CHANGE TOTAL 0.00

 CASH BALANCE 0.00
 CHECK TOTAL 0.00
 CREDIT TOTAL 0.00
 DEPOSIT TOTAL -305.44 *** (EXCLUDE CREDIT CARD)

 DEPOSIT TOTAL -305.44

GRAND RATEBOOK BALANCE SHEET REPORT
TOWN OF BEACON FALLS
GRAND LIST YEAR 2021

Year: 2006 To 2022, Pay Date: 09/30/2022, Time: 11/02/2022 09:52:29 am All

Conditions: Recap By Year: Yes Recap By Dist: No Act/Susp: Active, Cycle: 00 To 00, Type: CITY, Bill Type: 07 WATER

YEAR/TYPE	ACTS	BEGINNING BALANCE	LAWFUL INC.	CORRECTIONS DEC.	TAXES COLLECTABLE	CURRENT SUSPENSE	TAXES/BINT PAID	INTEREST PAID	L+FEES PAID	TOTAL PAID	OVER PAID	UNCOLLECTED TAXES
WATER	2	0.00	0.00	0.00	0.00	0.00	0.00	0.00	0.00	0.00	0.00	0.00
YR: 2007	2	0.00	0.00	0.00	0.00	0.00	0.00	0.00	0.00	0.00	0.00	0.00
WATER	186	3,970.72	0.00	0.00	3,970.72	0.00	0.00	0.00	0.00	0.00	0.00	3,970.72
YR: 2008	186	3,970.72	0.00	0.00	3,970.72	0.00	0.00	0.00	0.00	0.00	0.00	3,970.72
WATER	185	916.32	0.00	0.00	916.32	0.00	0.00	0.00	0.00	0.00	0.00	916.32
YR: 2009	185	916.32	0.00	0.00	916.32	0.00	0.00	0.00	0.00	0.00	0.00	916.32
WATER	187	916.32	0.00	0.00	916.32	0.00	0.00	0.00	0.00	0.00	0.00	916.32
YR: 2010	187	916.32	0.00	0.00	916.32	0.00	0.00	0.00	0.00	0.00	0.00	916.32
WATER	187	1,118.60	0.00	0.00	1,118.60	0.00	0.00	0.00	0.00	0.00	0.00	1,118.60
YR: 2011	187	1,118.60	0.00	0.00	1,118.60	0.00	0.00	0.00	0.00	0.00	0.00	1,118.60
WATER	187	1,221.76	0.00	0.00	1,221.76	0.00	0.00	0.00	0.00	0.00	0.00	1,221.76
YR: 2012	187	1,221.76	0.00	0.00	1,221.76	0.00	0.00	0.00	0.00	0.00	0.00	1,221.76
WATER	187	1,221.76	0.00	0.00	1,221.76	0.00	0.00	0.00	0.00	0.00	0.00	1,221.76
YR: 2013	187	1,221.76	0.00	0.00	1,221.76	0.00	0.00	0.00	0.00	0.00	0.00	1,221.76
WATER	187	1,494.16	0.00	0.00	1,494.16	0.00	0.00	0.00	0.00	0.00	0.00	1,494.16
YR: 2014	187	1,494.16	0.00	0.00	1,494.16	0.00	0.00	0.00	0.00	0.00	0.00	1,494.16
WATER	187	1,527.20	0.00	0.00	1,527.20	0.00	0.00	0.00	0.00	0.00	0.00	1,527.20
YR: 2015	187	1,527.20	0.00	0.00	1,527.20	0.00	0.00	0.00	0.00	0.00	0.00	1,527.20
WATER	187	1,832.64	0.00	0.00	1,832.64	0.00	117.83 187.61	111.35	0.00	416.79	0.00	1,527.20
YR: 2016	187	1,832.64	0.00	0.00	1,832.64	0.00	117.83 187.61	111.35	0.00	416.79	0.00	1,527.20
WATER	187	1,832.64	0.00	0.00	1,832.64	0.00	130.66 174.78	99.95	0.00	405.39	0.00	1,527.20
YR: 2017	187	1,832.64	0.00	0.00	1,832.64	0.00	130.66	99.95	0.00	405.39	0.00	1,527.20

**GRAND RATEBOOK BALANCE SHEET REPORT
TOWN OF BEACON FALLS
GRAND LIST YEAR 2021**

Year: 2006 To 2022, Pay Date: 09/30/2022, Time: 11/02/2022 09:55:38 am All

YEAR/TYPE	ACTS	BEGINNING BALANCE	LAWFUL INC.	CORRECTIONS DEC.	TAXES COLLECTABLE	CURRENT SUSPENSE	TAXES/BINT PAID	INTEREST PAID	L+FEES PAID	TOTAL PAID	OVER PAID	UNCOLLECTED TAXES
							174.78					
WATER	187	1,832.64	0.00	0.00	1,832.64	0.00	133.27 172.17	77.96	0.00	383.40	0.00	1,527.20
YR: 2018	187	1,832.64	0.00	0.00	1,832.64	0.00	133.27 172.17	77.96	0.00	383.40	0.00	1,527.20
WATER	188	2,443.52	0.00	0.00	2,443.52	0.00	294.44 316.44	126.50	0.00	737.38	0.00	1,832.64
YR: 2019	188	2,443.52	0.00	0.00	2,443.52	0.00	294.44 316.44	126.50	0.00	737.38	0.00	1,832.64
WATER	187	3,359.84	0.00	0.00	3,359.84	0.00	627.46 594.30	143.44	0.00	1,365.20	0.00	2,138.08
YR: 2020	187	3,359.84	0.00	0.00	3,359.84	0.00	627.46 594.30	143.44	0.00	1,365.20	0.00	2,138.08
WATER	187	18,631.84	0.00	0.00	18,631.84	0.00	21,251.11 6,542.38	134.03	120.00	28,047.52	0.00	2,443.52
YR: 2021	187	18,631.84	0.00	0.00	18,631.84	0.00	11,605.17 21,251.11 6,542.38	134.03	120.00	28,047.52	0.00	2,443.52
							11,605.17					
WATER	187	16,809.67	119.78	0.00	16,929.45	0.00	15,009.90 3,588.27	0.00	96.00	18,694.17	-48.01	7,330.56
YR: 2022	187	16,809.67	119.78	0.00	16,929.45	0.00	9,119.06 15,009.90 3,588.27	0.00	96.00	18,694.17	-48.01	7,330.56
							9,119.06					
Grand Total	188	59,129.63	119.78	0.00	59,249.41	0.00	37,564.67 11,575.95	693.23	216.00	50,049.85	-48.01	30,713.24
							20,724.23					

GRAND RATEBOOK BALANCE SHEET REPORT
TOWN OF BEACON FALLS
GRAND LIST YEAR 2021

Year: 2006 To 2022, Pay Date: 09/30/2022, Time: 11/02/2022 09:41:07 am

All

Page: 1

Conditions: Recap By Year: Yes Recap By Dist: No Act/Susp: Active, Cycle: 00 To 00, Type: CITY, Bill Type: 05 ASSM

YEAR/TYPE	ACTS	BEGINNING BALANCE	LAWFUL INC.	CORRECTIONS DEC.	TAXES COLLECTABLE	CURRENT SUSPENSE	TAXES/BINT PAID	INTEREST PAID	L+FEES PAID	TOTAL PAID	OVER PAID	UNCOLLECTED TAXES
ASSM	1	0.00	0.00	0.00	0.00	0.00	0.00	0.00	0.00	0.00	0.00	0.00
YR: 2007	1	0.00	0.00	0.00	0.00	0.00	0.00	0.00	0.00	0.00	0.00	0.00
ASSM	13	2,681.53	0.00	0.00	2,681.53	0.00	0.00	0.00	0.00	0.00	0.00	2,681.53
YR: 2008	13	2,681.53	0.00	0.00	2,681.53	0.00	0.00	0.00	0.00	0.00	0.00	2,681.53
ASSM	19	1,526.52	0.00	0.00	1,526.52	0.00	0.00	0.00	0.00	0.00	0.00	1,526.52
YR: 2009	19	1,526.52	0.00	0.00	1,526.52	0.00	0.00	0.00	0.00	0.00	0.00	1,526.52
ASSM	15	1,643.66	0.00	0.00	1,643.66	0.00	0.00	0.00	0.00	0.00	0.00	1,643.66
YR: 2010	15	1,643.66	0.00	0.00	1,643.66	0.00	0.00	0.00	0.00	0.00	0.00	1,643.66
ASSM	19	1,905.41	0.00	0.00	1,905.41	0.00	0.00	0.00	0.00	0.00	0.00	1,905.41
YR: 2011	19	1,905.41	0.00	0.00	1,905.41	0.00	0.00	0.00	0.00	0.00	0.00	1,905.41
ASSM	21	1,396.57	0.00	0.00	1,396.57	0.00	0.00	0.00	0.00	0.00	0.00	1,396.57
YR: 2012	21	1,396.57	0.00	0.00	1,396.57	0.00	0.00	0.00	0.00	0.00	0.00	1,396.57
ASSM	19	1,396.57	0.00	0.00	1,396.57	0.00	0.00	0.00	0.00	0.00	0.00	1,396.57
YR: 2013	19	1,396.57	0.00	0.00	1,396.57	0.00	0.00	0.00	0.00	0.00	0.00	1,396.57
ASSM	27	1,396.57	0.00	0.00	1,396.57	0.00	0.00	0.00	0.00	0.00	0.00	1,396.57
YR: 2014	27	1,396.57	0.00	0.00	1,396.57	0.00	0.00	0.00	0.00	0.00	0.00	1,396.57
ASSM	24	1,410.06	0.00	0.00	1,410.06	0.00	13.49	2.02	0.00	15.51	0.00	1,396.57
YR: 2015	24	1,410.06	0.00	0.00	1,410.06	0.00	13.49	2.02	0.00	15.51	0.00	1,396.57
ASSM	17	2,923.09	0.00	0.00	2,923.09	0.00	0.00 255.04	229.45	0.00	484.49	0.00	2,668.05
YR: 2016	17	2,923.09	0.00	0.00	2,923.09	0.00	0.00 255.04	229.45	0.00	484.49	0.00	2,668.05
ASSM	24	3,676.04	0.00	0.00	3,676.04	0.00	140.47	14.75	0.00	155.22	0.00	3,535.57
YR: 2017	24	3,676.04	0.00	0.00	3,676.04	0.00	140.47	14.75	0.00	155.22	0.00	3,535.57

GRAND RATEBOOK BALANCE SHEET REPORT
TOWN OF BEACON FALLS
GRAND LIST YEAR 2021

Year: 2006 To 2022, Pay Date: 09/30/2022, Time: 11/02/2022 09:41:29 am All

YEAR/TYPE	ACTS	BEGINNING BALANCE	LAWFUL INC.	Act/Susp: CORRECTIONS DEC.	Active, TAXES COLLECTABLE	Current SUSPENSE	Taxes/BINT PAID	INTEREST PAID	L+FEES PAID	TOTAL PAID	OVER PAID	UNCOLLECTED TAXES
ASSM	29	5,347.24	0.00	0.00	5,347.24	0.00	0.00	205.31	0.00	344.78	0.00	5,207.77
YR: 2018	29	5,347.24	0.00	0.00	5,347.24	0.00	0.00	205.31	0.00	344.78	0.00	5,207.77
ASSM	281	6,614.92	0.00	0.00	6,614.92	0.00	0.00	0.00	0.00	0.00	0.00	6,614.92
YR: 2019	281	6,614.92	0.00	0.00	6,614.92	0.00	0.00	0.00	0.00	0.00	0.00	6,614.92
ASSM	269	8,076.70	0.00	0.00	8,076.70	0.00	7,817.21 348.13	153.54	24.00	8,342.88	0.00	7,023.76
YR: 2020	269	8,076.70	0.00	0.00	8,076.70	0.00	6,712.40 7,817.21 348.13	153.54	24.00	8,342.88	0.00	7,023.76
							6,712.40					
ASSM	281	68,693.40	0.00	0.00	68,693.40	0.00	54,880.80 17,997.13	383.27	96.00	73,357.20	0.00	9,711.80
YR: 2021	281	68,693.40	0.00	0.00	68,693.40	0.00	13,896.33 54,880.80 17,997.13	383.27	96.00	73,357.20	0.00	9,711.80
							13,896.33					
ASSM	281	66,314.50	0.00	0.00	66,314.50	0.00	41,782.50 11,919.47	68.31	120.00	53,890.28	-72.00	22,412.96
YR: 2022	281	66,314.50	0.00	0.00	66,314.50	0.00	***REFUND*** ***PAY OFF PRINC*** 9,753.13 41,782.50 11,919.47	68.31	120.00	53,890.28	-72.00	22,412.96
							REFUND ***PAY OFF PRINC*** -47.30 9,753.13	0.00	0.00			
Grand Total	281	175,002.78	0.00	0.00	175,002.78	0.00	104,634.47 30,659.24 ***REFUND*** ***PAY OFF PRINC*** -47.30 30,361.86	1,056.65	240.00	136,590.36	-72.00	70,518.23

**CASH REPORT
TOWN OF BEACON FALLS**

MONTHLY REPORT BY BILLING YEAR
 Condition: Year From: 2006 TO 2022
 Recap Option: Year Type
 CASH: CITY Date: 11/02/2022 Pay Date: 10/01/2022 To 10/31/2022 Time: 09:59:04 Page: 2
 District: All Term# Total Only: NO Bill Type: 05 ASSM Susp/Credit: ALL Cycle #: 00 TO 00

BILL #	S-D	CITY Gross	INTEREST Exmpt	LIEN Net	FEEES Tax	BINT	TOTAL	DATE PAID	K	TP	OVR	BATCH	TRANS#	TERM#	NAME
TOT CUR/YR COLL.		6,386.22	96.85	0.00	0.00	2,189.63	8,672.70								
TOT BACK/YR COLL.		351.94	93.97	0.00	0.00	186.65	632.56								
TOT ACTIVE		6,738.16	190.82	0.00	0.00	2,376.28	9,305.26								
GRAND TOTAL		6,738.16	190.82	0.00	0.00	2,376.28	9,305.26								
CITY	CURRENT:		8,672.70	BACK	:	632.56									

RECEIPT TOTAL 9,305.26
 CASH TOTAL 1,102.00
 CHANGE TOTAL 0.07

 CASH BALANCE 1,101.93
 CHECK TOTAL 8,203.33
 CREDIT TOTAL 0.00
 DEPOSIT TOTAL 9,305.26 *** (EXCLUDE CREDIT CARD)

 DEPOSIT TOTAL 9,305.26

GRAND RATEBOOK BALANCE SHEET REPORT
TOWN OF BEACON FALLS
GRAND LIST YEAR 2021

Year: 2006 To 2022, Pay Date: 10/31/2022, Time: 11/02/2022 09:43:47 am

All

Page: 1

Conditions: Recap By Year: Yes Recap By Dist: No Act/Susp: Active, Cycle: 00 To 00, Type: CITY, Bill Type: 05 ASSM

YEAR/TYPE	ACTS	BEGINNING BALANCE	LAWFUL INC.	CORRECTIONS DEC.	TAXES COLLECTABLE	CURRENT SUSPENSE	TAXES/BINT PAID	INTEREST PAID	L+FEES PAID	TOTAL PAID	OVER PAID	UNCOLLECTED TAXES
ASSM	1	0.00	0.00	0.00	0.00	0.00	0.00	0.00	0.00	0.00	0.00	0.00
YR: 2007	1	0.00	0.00	0.00	0.00	0.00	0.00	0.00	0.00	0.00	0.00	0.00
ASSM	13	2,681.53	0.00	0.00	2,681.53	0.00	0.00	0.00	0.00	0.00	0.00	2,681.53
YR: 2008	13	2,681.53	0.00	0.00	2,681.53	0.00	0.00	0.00	0.00	0.00	0.00	2,681.53
ASSM	19	1,526.52	0.00	0.00	1,526.52	0.00	0.00	0.00	0.00	0.00	0.00	1,526.52
YR: 2009	19	1,526.52	0.00	0.00	1,526.52	0.00	0.00	0.00	0.00	0.00	0.00	1,526.52
ASSM	15	1,643.66	0.00	0.00	1,643.66	0.00	0.00	0.00	0.00	0.00	0.00	1,643.66
YR: 2010	15	1,643.66	0.00	0.00	1,643.66	0.00	0.00	0.00	0.00	0.00	0.00	1,643.66
ASSM	19	1,905.41	0.00	0.00	1,905.41	0.00	0.00	0.00	0.00	0.00	0.00	1,905.41
YR: 2011	19	1,905.41	0.00	0.00	1,905.41	0.00	0.00	0.00	0.00	0.00	0.00	1,905.41
ASSM	21	1,396.57	0.00	0.00	1,396.57	0.00	0.00	0.00	0.00	0.00	0.00	1,396.57
YR: 2012	21	1,396.57	0.00	0.00	1,396.57	0.00	0.00	0.00	0.00	0.00	0.00	1,396.57
ASSM	19	1,396.57	0.00	0.00	1,396.57	0.00	0.00	0.00	0.00	0.00	0.00	1,396.57
YR: 2013	19	1,396.57	0.00	0.00	1,396.57	0.00	0.00	0.00	0.00	0.00	0.00	1,396.57
ASSM	27	1,396.57	0.00	0.00	1,396.57	0.00	0.00	0.00	0.00	0.00	0.00	1,396.57
YR: 2014	27	1,396.57	0.00	0.00	1,396.57	0.00	0.00	0.00	0.00	0.00	0.00	1,396.57
ASSM	24	1,410.06	0.00	0.00	1,410.06	0.00	13.49	2.02	0.00	15.51	0.00	1,396.57
YR: 2015	24	1,410.06	0.00	0.00	1,410.06	0.00	13.49	2.02	0.00	15.51	0.00	1,396.57
ASSM	17	2,923.09	0.00	0.00	2,923.09	0.00	0.90 283.89	249.70	0.00	534.49	0.00	2,638.30
YR: 2016	17	2,923.09	0.00	0.00	2,923.09	0.00	0.90 283.89	249.70	0.00	534.49	0.00	2,638.30
ASSM	24	3,676.04	0.00	0.00	3,676.04	0.00	140.47	14.75	0.00	155.22	0.00	3,535.57
YR: 2017	24	3,676.04	0.00	0.00	3,676.04	0.00	140.47	14.75	0.00	155.22	0.00	3,535.57

GRAND RATEBOOK BALANCE SHEET REPORT
TOWN OF BEACON FALLS
GRAND LIST YEAR 2021

Year: 2006 To 2022, Pay Date: 10/31/2022, Time: 11/02/2022 09:44:10 am All Conditions: Recap By Year:Yes Recap By Dist:No Act/Susp: Active, Cycle: 00 To 00, Type: CITY, Bill Type: 05 ASSM												
YEAR/TYPE	ACTS	BEGINNING BALANCE	LAWFUL INC.	CORRECTIONS DEC.	TAXES COLLECTABLE	CURRENT SUSPENSE	TAXES/BINT PAID	INTEREST PAID	L+FEES PAID	TOTAL PAID	OVER PAID	UNCOLLECTED TAXES
ASSM	29	5,347.24	0.00	0.00	5,347.24	0.00	0.00 139.47	205.31	0.00	344.78	0.00	5,207.77
YR: 2018	29	5,347.24	0.00	0.00	5,347.24	0.00	0.00 139.47	205.31	0.00	344.78	0.00	5,207.77
ASSM	281	6,614.92	0.00	0.00	6,614.92	0.00	0.00	0.00	0.00	0.00	0.00	6,614.92
YR: 2019	281	6,614.92	0.00	0.00	6,614.92	0.00	0.00	0.00	0.00	0.00	0.00	6,614.92
ASSM	269	8,076.70	0.00	0.00	8,076.70	0.00	7,817.21 348.13	153.54	24.00	8,342.88	0.00	7,023.76
YR: 2020	269	8,076.70	0.00	0.00	8,076.70	0.00	6,712.40 7,817.21 348.13	153.54	24.00	8,342.88	0.00	7,023.76
							PAY OFF PRINC 6,712.40					
ASSM	281	68,693.40	0.00	0.00	68,693.40	0.00	55,231.84 18,154.93	456.99	96.00	73,939.76	0.00	9,202.96
YR: 2021	281	68,693.40	0.00	0.00	68,693.40	0.00	13,896.33 55,231.84 18,154.93	456.99	96.00	73,939.76	0.00	9,202.96
							PAY OFF PRINC 13,896.33					
ASSM	281	66,314.50	0.00	0.00	66,314.50	0.00	48,168.72 14,109.10	165.16	120.00	62,562.98	-72.00	14,411.59
YR: 2022	281	66,314.50	0.00	0.00	66,314.50	0.00	***REFUND*** -47.30 ***PAY OFF PRINC*** 10,327.61 48,168.72 14,109.10	165.16	120.00	62,562.98	-72.00	14,411.59
							REFUND -47.30 ***PAY OFF PRINC*** 10,327.61	0.00	0.00			
Grand Total	281	175,002.78	0.00	0.00	175,002.78	0.00	111,372.63 33,035.52 ***REFUND*** -47.30 ***PAY OFF PRINC*** 30,936.34	1,247.47	240.00	145,895.62	-72.00	61,978.27

Town Only

Terminal / Batch	
Terminal	10
Batch	461

Cash	0.00	0
Check	0.00	0
Credit Card	0.00	0
Total	0.00	0


Last Assessor Bridge	
Run on:	05/16/2022

Percent Collection as of 10/31/2022

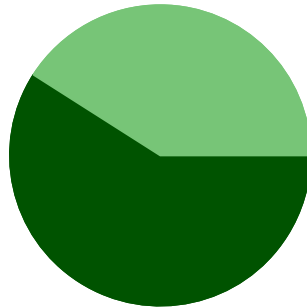
REAL ESTATE
 Uncollected - 48.51%
 Collected - 51.49%

PERSONAL PROPERTY
 Uncollected - 40.96%
 Collected - 59.04%

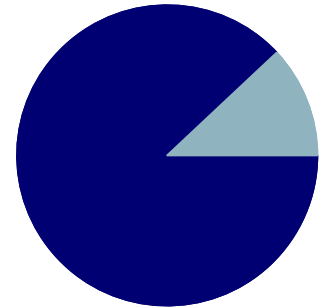
MV REGULAR
 Uncollected - 11.99%
 Collected - 88.01%



■ Total Due = \$7,078,894.13
■ Total Paid = \$7,514,228.59



■ Total Due = \$363,993.07
■ Total Paid = \$524,669.35



■ Total Due = \$222,399.70
■ Total Paid = \$1,632,980.71

Type	Total Billed	Total Paid	Total Due	Percent Collected
REAL ESTATE	14,593,122.72	7,514,228.59	7,078,894.13	51.49
PERSONAL PRO	888,662.42	524,669.35	363,993.07	59.04
MOTOR VEHICL	1,855,380.41	1,632,980.71	222,399.70	88.01
SEWER ASSESS	46,683.67	55,231.84	-8,548.17	118.31
WATER	10,629.01	21,251.11	-10,622.10	199.93
TOTALS:	\$17,394,478.23	\$9,748,361.60	\$7,646,116.63	

Original Beginning Balance Totals

Type	Count	Gross Assessment	Exemptions	Net Assessment	First Installment	Second Installment	Total Tax
REAL ESTATE	2,396	472,903,380	3,180,278	469,723,102	6,590,538.56	6,589,986.14	13,180,524.70
REAL ESTATE C	84	10,754,990	173,000	10,581,990	107,756.27	107,542.81	215,299.08
REAL ESTATE X	87	44,673,760	44,673,760	0	0.00	0.00	0.00
PERSONAL PROPERTY	270	44,236,722	12,846,342	31,390,380	446,800.42	441,862.00	888,662.42
MOTOR VEHICLE	5,919	66,987,899	359,050	66,628,849	1,878,921.79	0.00	1,878,921.79
SEWER ASSESSMENT	242	0	0	0	40,733.59	0.00	40,733.59
WATER	178	0	0	0	10,154.64	0.00	10,154.64
TOTALS:	9,176	639,556,751	61,232,430	578,324,321	9,074,905.27	7,139,390.95	16,214,296.22

Waived Bills

Type	Count	Gross Assessment	Exemptions	Net Assessment	Total Tax	Waived Amount
TOTALS:	0	0	0	0	0.00	0.00

Summary of Cash Collections - Year to Date

Type	Taxes	Bond Int	Interest	Lien	Fees	Total
REAL ESTATE	7,514,228.59	0.00	5,623.14	0.00	40.00	7,519,891.73
PERSONAL PROPERTY	524,669.35	0.00	336.68	0.00	0.00	525,006.03
MOTOR VEHICLE	1,632,980.71	0.00	7,665.87	0.00	20.00	1,640,666.58
SEWER ASSESSMENT	2,737.32	316.32	73.72	24.00	0.00	3,151.36
TOTALS:	9,674,615.97	316.32	13,699.41	24.00	60.00	9,688,715.70

Summary of Cash Collections - Monthly for October 2022

Type	Taxes	Bond Int	Interest	Lien	Fees	Total
REAL ESTATE	51,644.51	0.00	1,130.45	0.00	0.00	52,774.96
PERSONAL PROPERTY	216.96	0.00	13.30	0.00	0.00	230.26
MOTOR VEHICLE	33,156.69	0.00	2,034.47	0.00	0.00	35,191.16
SEWER ASSESSMENT	351.04	157.80	73.72	0.00	0.00	582.56
TOTALS:	85,369.20	157.80	3,251.94	0.00	0.00	88,778.94

Summary of Open Batches for 10/31/2022

User	Terminal	Batch #	Last Eff. Date	Last Pay Date
CASH	3	2024	10/31/2022	10/31/2022