



Town of Beacon Falls Budget Narrative Fiscal Year 2025



Introduction

Dear Beacon Falls Residents,

This Budget Narrative provides a broad overview of the Town's financial plan for the next year summarizing key projects, services, and initiatives. In the narrative, you will also see a breakdown of our major sources of funding that pay for the services and infrastructure the town provides. This narrative is not meant to replace the Operating and Capital Budget Detail charts – please still refer to these for more detailed information.

The total Town operating budget is **\$9,442,354**, which represents a **7% increase** from FY24. The 7% increase is largely personnel driven, with the addition of a public works maintainer, additional part time police patrols, pay per call stipends for fire and EMS, and changes to the structure of the Assessor/Tax and Land use offices. *While this operating increase may appear large, it corresponds to only a 0.36 mill rate increase.* We are also proposing **\$876,619** worth of capital projects for a total Town budget of **\$10,318,973**. We are utilizing the surplus funds from FY24 to fund (or partially fund) many of the capital projects, which include the financing payments for public works trucks and fire apparatus, revaluation, Matthies Park garage doors, Community/Senior/Library Center architectural, Town Hall flooring, AC units and staircase roof, asphalt roller, Town Garage roof/siding, Public Works duty truck, salt shed roof, fire RIT pack and training, SCBA masks and airpaks, fire hose replacement, sidewalk snowblower, Transfer Station parking lot paving, Pent Road walking track replacement, Riverbend Park expansion, and senior vehicle. Other funding sources include Police Private Duty, Sewer, Bonded and Grants. With the Region 16's estimated budget of **\$15,059,277**, the total operating and capital budget is **\$25,378,251**. *This budget overall is a 4.1% increase from FY24.* The Region's FY25 budget is **\$114,654** more than FY24 (or **0.76%**). The Town's recommended FY25 budget assumes a strong **98.9%** tax collection rate, producing a **mill rate of 29.9**, which is a **0.36 increase from FY24**. As a reminder, the mill rate decreased 6.59 FY22-FY23 and increased 1.25 FY23-FY24.

The increase to the Town's operating budget includes increases in the some of the following costs: utilities, wages, benefits, refuse/recycling collection, information technology, software/computer services. Personnel increases are related to the hiring of a new Public Works maintainer, additional patrol shifts for Part Time officers and changes to the structure of the Assessor/Tax and Land Use offices. According to the Connecticut Department of Labor's January 2024 data, CT's CPI is up 3.1% year-over-year. While this is a deceleration compared to FY24, Beacon Falls is still seeing its effects. The majority of operating increases are related to inflation. One notable new item is a pay per call program for fire/EMS. This, plus level funding for departments and commissions will enhance the quality of life for all residents and provide a vision for the Town and its comprehensive plan over the next decade.

We are projected to finish spending our 2020 \$5M Bond Issue for roads in early FY25. The \$1M bond for the Wastewater Plant is underway and will extend into FY26. We plan to take out an additional bond issue via resolution and Town Meeting after July with our AA+ rating. Through this bonding, the Town is continuing to address long-neglected infrastructure.

Our \$1.8M American Rescue Plan Act (ARPA) allocation from the U.S. Treasury in FY22 was fully expended for stormwater and sewer repairs on numerous roads and ECG machines for fire/EMS. This funding assisted us in stretching the bond much farther than anticipated and alleviated the Town's overall capital budget.

Staff and volunteers continued to develop performance metrics in FY23-24. In FY25 and beyond, we will continue to refine these so that we are able to more closely link dollars to quantities and types of tasks.

I encourage you to spend some time exploring this Budget Narrative as well as the corresponding Budget Detail. Please familiarize yourself with the Q&A and voting schedule in the following sections, should you wish to be more involved in the process. A public comment form has been developed and is available here: <https://www.beaconfalls-ct.org/finance/webforms/2025-budget-public-input-webform>. We welcome your comments and questions!

Respectfully,


Gerard F. Smith, First Selectman

TABLE OF CONTENTS

Workshop, Meeting, Q&A and Voting Schedule 4

Stakeholders 6

Planning Process 7

Organizational Chart..... 8

Departments (18) 9

Volunteer Boards/Commissions/Committees (13) 12

Funds (15) 14

Statistics & Performance Metrics..... 17

Budget Overview – Rev's & Exp's 22

General Fund Expenditure Detail 25

Change Highlights 27

Unfunded/Partially Funded Mandates 28

General Fund Revenue Detail..... 29

Fund Balance Analysis..... 32

Grants 34

Capital Improvement Projects 36

Debt Service Schedule..... 41

Credit Rating 44

WORKSHOP, MEETING, Q&A AND VOTING SCHEDULE

Joint BOS & BOF FY25 Budget Schedule



Presented at January 2024 BOS & BOF Meetings

Revised March 20, 2024

Public Input Webform: <https://www.beaconfalls-ct.org/finance/webforms/2025-budget-public-input-webform>

Date/Time/Location	Description/Responsibility
January 2024 BOS (1/8) and BOF (1/9) meetings	Proposed timeline presented by Finance for discussion and voted on by BOS & BOF. Shared with staff/volunteers immediately to allow for additional preparation time.
Tuesday, January 9, 2024	Budget Sharepoint is published for town staff and volunteers. Final Draft Workshop Schedule published in Sharepoint and advertised on town website for public notice and participation. Agendas to be posted as appropriate.
Thursday, February 1, 2024	Budget requests/forms due along with any and all supporting documentation (by way of upload to the Sharepoint site) by 5pm. NO EXCEPTIONS.
Tuesday, February 20, 2024 7-9:30pm	INITIAL HIGH LEVEL OVERVIEW In-Person Dept/Commission Workshop ALL staff department heads and commission/board/committee chairs in attendance to give a 5-minute high-level overview of their request. No formal presentations - just verbal. Highlight important requests. Consultants are excluded from this meeting. BOF & BOS members will record any specific questions or thoughts for the future in-depth presentations (only if-required).
Tuesday, March 5, 2024 7-9pm	Dept/Commission In-Person Workshop #1 Finance, BOS, and BOF discuss operational and capital expenditure and revenue items. Invitations sent following this meeting to selected Department Heads, Commission/Board Chairs, and consultants as-required to participate in the March 19th workshop. <i>*Public Comment/Questions regarding the FY25 budget are welcome via the Public Input Webform. The Finance Department will discuss all comments/questions received by the meeting with the BOS & BOF. An individual agenda will be posted in accordance with FOIA regulations.</i>
Tuesday, March 19, 2024 7-9pm	BOS & BOF ONLY In-Person Workshop #2 Finance, BOS, and BOF discuss operational and capital expenditure and revenue items. Additional Dept Head Presentations if-necessary <i>*Public Comment/Questions regarding the FY25 budget are welcome via the Public Input Webform. The Finance Department will discuss all comments/questions received by the meeting with the BOS & BOF. An individual agenda will be posted in accordance with FOIA regulations.</i>

Joint BOS & BOF FY25 Budget Schedule

Presented at January 2024 BOS & BOF Meetings

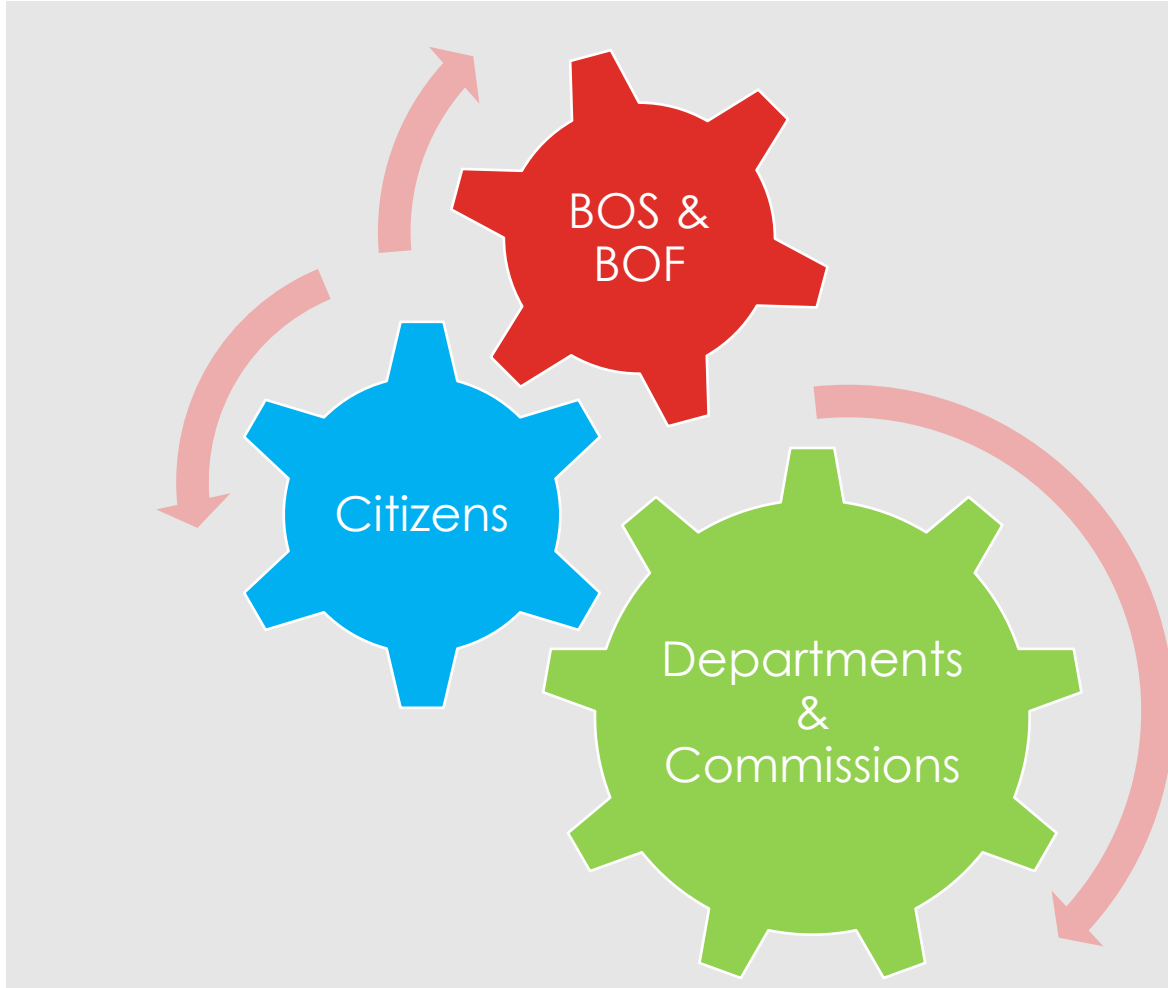
Revised March 20, 2024

Public Input Webform: <https://www.beaconfalls-ct.org/finance/webforms/2025-budget-public-input-webform>

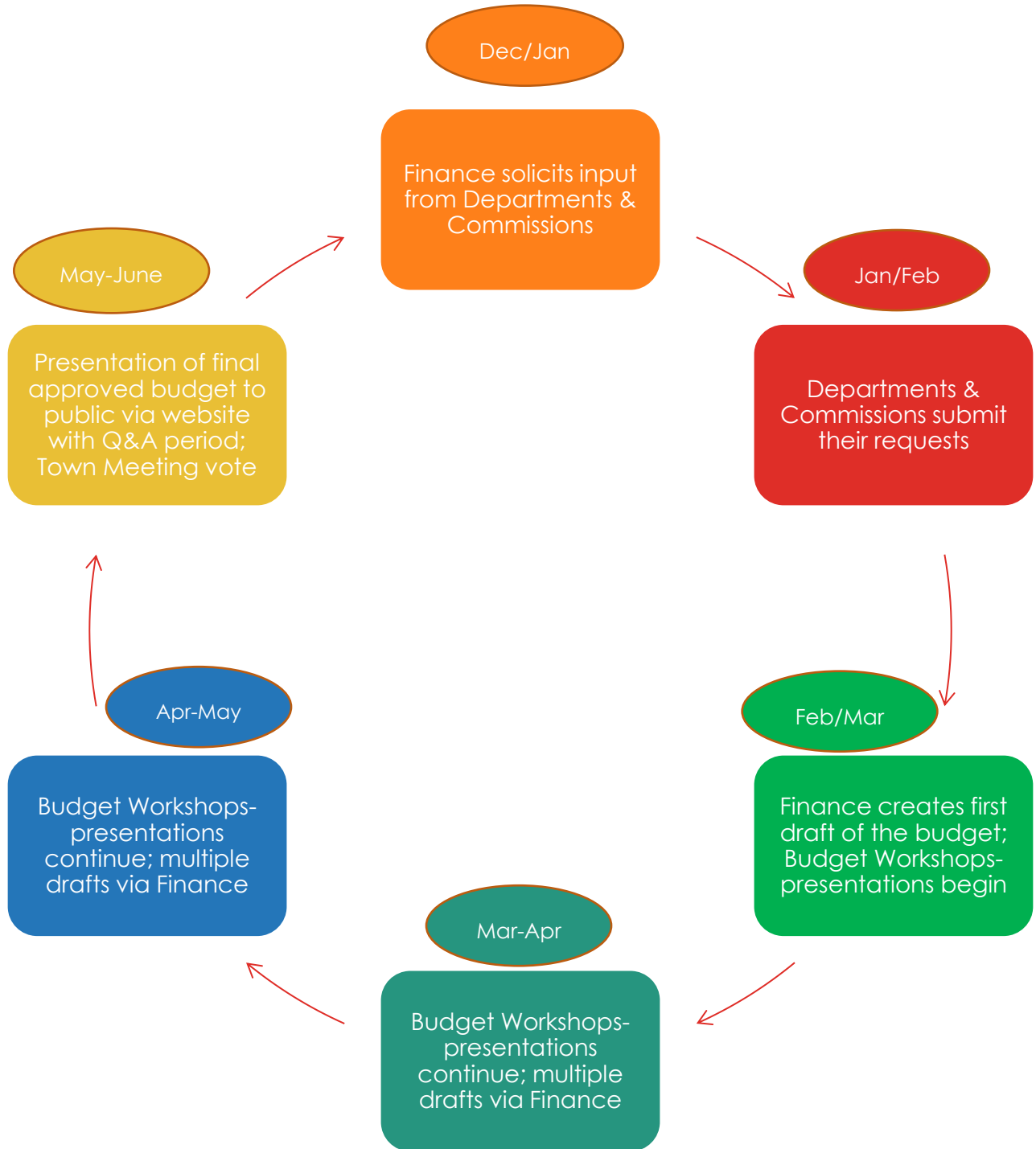


Date/Time/Location	Description/Responsibility
Tuesday, April 2, 2024	<p>BOS & BOF ONLY In-Person Workshop #3 Finance, BOS, and BOF discuss operational and capital expenditure and revenue items.</p> <p><i>*Public Comment/Questions regarding the FY25 budget are welcome via the Public Input Webform. The Finance Department will discuss all comments/questions received by the meeting with the BOS & BOF. An individual agenda will be posted in accordance with FOIA regulations.</i></p>
Tuesday, April 9, 2024 7-9pm @ Regular BOF MEETING	<p>BOS & BOF ONLY In-Person Workshop #4 Finance, BOS, and BOF discuss operational and capital expenditure and revenue items.</p> <p><i>*Public Comment/Questions regarding the FY25 budget are welcome via the Public Input Webform. The Finance Department will discuss all comments/questions received by the meeting with the BOS & BOF. An individual agenda will be posted in accordance with FOIA regulations.</i></p>
<p><i>Budget discussion may occur at the Regular Board of Finance Meetings in February, March and April. Additional Budget Workshops can be added as necessary and the dates below pushed out appropriately.</i></p>	
Tuesday, April 16, 2024	Final budget draft posted by Finance Department to the website for public viewing and comments/questions.
Friday, May 3, 2024	Electronic public comment and questions due by 12pm via the Public Input Webform.
Wednesday, May 8, 2024	Budget Hearing; any public Q&A received via the webform by the deadline will be read aloud and an answer provided. Q&A on the floor also welcomed. Hearing located at Senior Center at 7pm.
Thursday, May 16, 2024	Proposed Date for Town Meeting Vote - 7pm

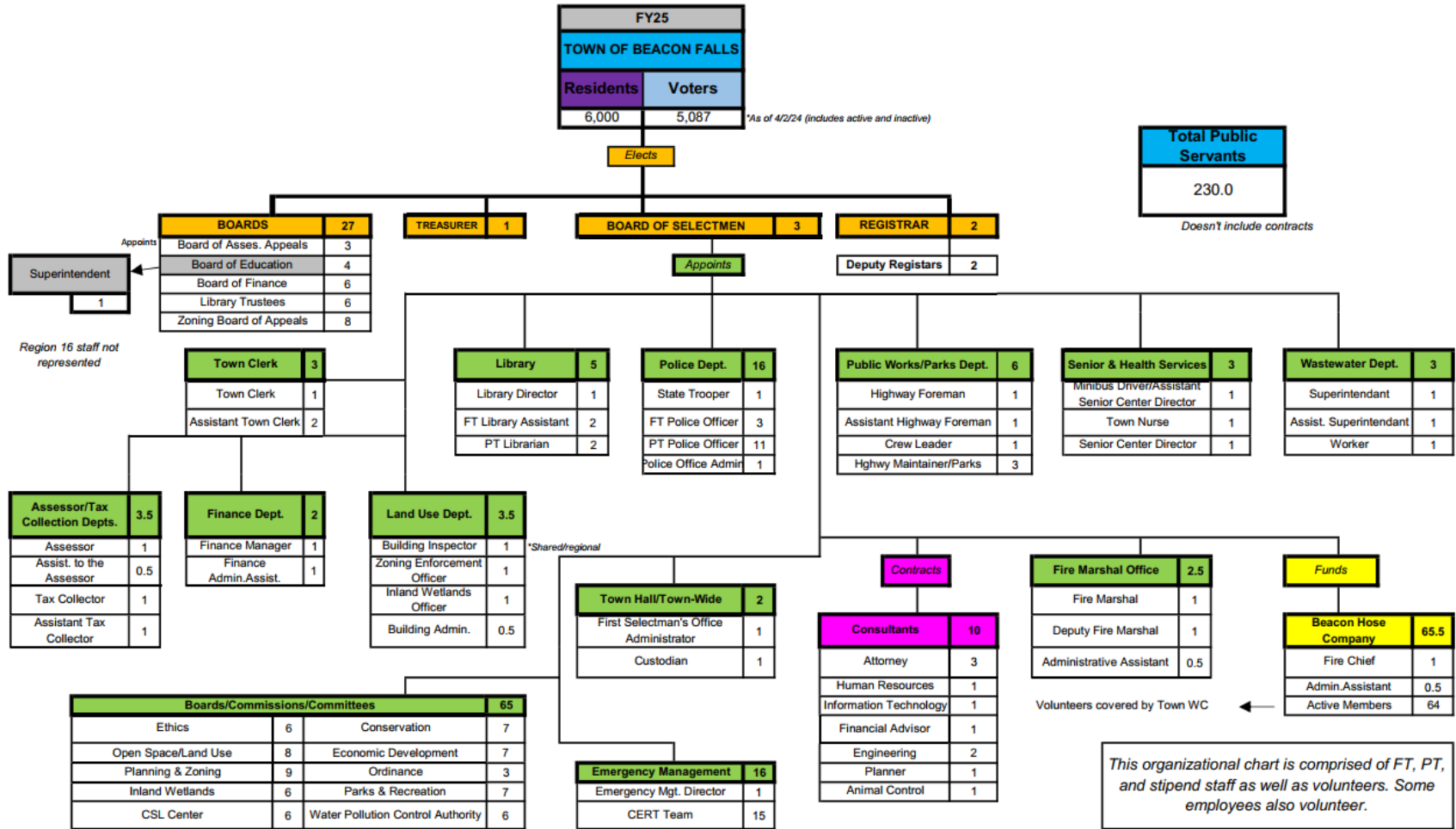
STAKEHOLDERS



PLANNING PROCESS



ORGANIZATIONAL CHART



DEPARTMENTS (18)

1. Animal Control (Dept. # 55)

In prior years, the Animal Control Officer was an appointed on-call position dealing with issues related to dogs and other animals which impact public health and safety. In the last quarter of FY23 (and going forward), this service is provided by a third party regional partner.

2. Assessor (Dept. # 15 and Board of Assessment Appeals)

The Assessor is responsible for preparing the annual Grand List of both taxable and exempt property located within the Town of Beacon Falls. The Grand List is comprised of all Real Estate, Motor Vehicles, and Business Personal Property Assets. Building/Zoning. The Board of Assessment Appeals (BAA) was moved to the Assessor Department. The BAA is designed to serve as an appeal body for taxpayers who believe that town assessor (and valuation company) erred in the valuation of their properties or erroneously denied them exemptions.

3. Town Clerk (Dept. # 5)

This office is the official recordkeeper of the Town and is governed by the Secretary of State. It deals with land records, marriage licenses, absentee ballots, birth certificates, dog licensing, Trade Name Certificate filings, Notary Public, Minutes and Agendas and so much more.

4. Emergency Management (Dept. # 47)

The Emergency Management Director leads natural disaster response and hazard mitigation. The volunteer CERT Team assists.

5. Finance (Dept. # 20)

The Finance Department is responsible for the administration of the Town of Beacon Falls' financial policies and procedures. The Finance Department maintains the Town's financial condition and represents the Town on financial matters with internal and external parties. Responsibilities include (but are not limited to): accounting, payroll, benefits, budget, audit, and procurement.

6. Fire & EMS (Dept. # 44)

Beacon Hose Co. No. 1 is the Town's volunteer fire, EMS, and rescue provider. BHC is dedicated to the protection of life, property, and the environment from the effects of fire, medical emergencies, and hazardous conditions.

7. Fire Marshal (Dept. # 45)

The Fire Marshal is responsible for ensuring fire safety codes and protocols are followed by residents, businesses, and buildings in Beacon Falls. The fire marshal conducts inspections, issues open-burning permits, and investigates the causes of fires, among other responsibilities.

8. Health Services/Community Welfare (Dept. # 63)

The Town has a Nurse and is also part of the regional Naugatuck Valley Health District. Our Nurse makes in home visits to all residents who call upon her services and has office hours in the Senior Center.

9. Land Use (Dept. # 11/ Conservation Commission, Planning & Zoning Commission, and Inlands Wetlands Commission)

The Building Inspector, Zoning Enforcement Officer and Inland Wetlands Officer comprise this office and they enforce the building codes, zoning, and land use/environmental regulations. This consolidates Depts 11, the Inlands Wetlands Commission (IWC), 24, the Conservation Commission, and 25, the Planning & Zoning Commission (P&Z), from the prior FY. The IWC is to protect, preserve and enhance wetlands and watercourses for the benefit and enjoyment of

these environmental resources by current and future residents of Beacon Falls. The Conservation Commission's mission and purpose is to protect the natural environment of Beacon Falls by monitoring the development, conservation, supervision, and regulations of natural resources, including water resources within its territorial limits. The commission keeps an index of all open space areas, publicly or privately owned, including open marshlands, swamps, and other wetlands. The conservation commission advocates for the proper use of these valuable resources. P&Z is responsible for protecting and promoting the public's health, safety, welfare, and environment through the regulation of land use activities. All three of these commissions work together within the Land Use Department.

10. Library (Dept. # 69)

The Library's role is to serve the residents as a community center, a learning place for children, and a source of life-long learning and popular materials for all residents.

11. Police Department (Dept. # 53)

The Police Department's mission is to serve and protect the community from crime.

12. Public Safety (Dept. # 57, Safety Committee)

The Public Safety Department takes care of emergency 911 dispatches, streetlights, and drug and alcohol testing. It also includes the Safety Committee which is comprised of town employees and volunteers to address safety issues which impact workers and the public town wide. Some focal points of the committee are risk and liability. It is recommended by insurance carriers.

13. Public Works/Parks (Dept. # 59)

The Public Works Department maintains town infrastructure including but not limited to roads, bridges, sidewalks, and parks. This department also houses and operates the Town's transfer station.

14. Recreation (Dept. #71)

The Parks & Recreation Commission (volunteer) along with the YMCA (contracted) provide the Town with access to various recreational activities/events.

15. Registrar of Voters (Dept. # 29)

The ROV is governed by the Secretary of State and financially supported by the Town. This office is responsible for voter education, organizing and conducting the annual canvas of voters, maintaining the accuracy of the registry list, updating voter files, preparing department budgets, training election officials, ensuring the proper maintenance of voting machines in preparation for their use at elections, training the moderator to tally the election results and submit the results to the Town Clerk.

16. Senior Services (Dept. #s 77 & 79)

The Town has a Senior Center and Minibus service to provide rides to seniors who need transportation for shopping, medical and personal appointments. The minibus provides door to door service weekdays. The Senior Center is a social organization open to all residents over the age of 65.

17. Tax Collection (Dept. # 7)

Tax Collector's responsibility to oversee that the collection of Real Estate, Personal Property Business Tax, and Motor Vehicle taxes are paid in a timely manner, and that every taxpayer lives up to their responsibility.

18. Wastewater Treatment/Sewer (Dept. # 67)

This department is responsible for ensuring the functioning of the Town's Wastewater Treatment Plant and sewer infrastructure.

**The departments mentioned above are the main service departments in alphabetical order. The department number listed in parenthesis are how they are identified in the accounting system and the larger budget. There are various other small departmental groups that can be found in the larger budget.*

VOLUNTEER BOARDS/COMMISSIONS/COMMITTEES (13)

1. Board of Education (Dept. #88)

Beacon Falls elects 3 members to sit on the Region 16 Board of Education, along with 4 elected members from the Town of Prospect.

2. Board of Finance (Dept. # 19)

The BOF oversees the financial operation of the government of Beacon Falls. The BOF is comprised of 6 elected members; officers are elected in December. The First Selectman serves as ex-officio member with no voting rights. The BOF recommends the budget for the Town Meeting, sets the mill rate for property taxation, approves all appropriations, arranges for the annual audit (and competitive selection of auditor as-needed), acts as a liaison for BOS and BOE labor contracts and fulfills other fiscal duties as-needed with the Finance Office.

3. Board of Selectmen (Dept. # 1)

The voters of Beacon Falls elect two Selectmen and one First Selectman to serve on this three-person board. This is governing body of the town – it sets policies, plans, and works with the BOF to determine funding.

4. Economic Development Commission (Dept. # 21)

The mission of the Beacon Falls Economic Development Commission is to facilitate the economic growth and revitalization of the town's existing business base and attract new commercial and industrial investments that will guide Beacon Falls into the future while preserving its historic New England character.

5. Ethics Board (Dept. # N/A)

This board is charged with the administration of the Town's Code of Ethics ordinance and meet as needed to hear reported complaints and violations to the Ethics code.

6. Library Trustees (Dept. # N/A)

The Library Board of Trustees are responsible for management and control of the Beacon Falls Public Library, overseeing property and expenditures of monies given to the Library for its operation from both public and private sources.

7. Open Space & Land Use Committee (Dept. # N/A)

This Committee is charged with reviewing all plans for subdivisions and/or re-subdivision submitted to P&Z and making recommendations to aide in determining the appropriateness of and area designated for various public use. Members review and recommend the utilization of any land the town may acquire or has the opportunity to acquire. Members also review and make recommendations to the Planning and Zoning Commission for updates and revisions to the Town's Plan of Conservation and Development.

8. Ordinance Committee (Dept. # N/A)

This committee's charge is to assist with the codification and revision of all town ordinances.

9. Parks & Recreation (Dept. # 71)

This Commission's goal is to provide the residents of Beacon Falls with motivating, educational and interesting programs to encourage physical, emotional, and social experiences. They are committed to providing a variety of leisure and recreational activities to residents of all ages and abilities.

10. Water Commission (Dept. # N/A)

Comprised of the members of the Board of Selectmen, for the purpose of assessing water projects town wide.

11. Water Pollution Control Authority (Dept. # N/A)

Holds the power to assess town wide for sewer projects.

12. Zoning Board of Appeals (Dept. # N/A)

Elected officials hear appeals of actions of the Zoning Enforcement Officer and decide on variance of the Town's Zoning Regulations.

13. Community/Senior/Library Center Committee (Dept. # N/A)

This group was formed to assist in the design of the proposed multi-use building on Wolfe Avenue.

**The committees, commissions and boards mentioned above are in alphabetical order and work hand-in-hand with the departments in the prior section. The department number listed in parenthesis are how they are identified in the accounting system and the larger budget. There may be other various boards/commissions/committees that are temporarily inactive that may not be mentioned in this section.*

FUNDS (15)

1. General Fund

This is the largest fund within the Town and is comprised primarily of tax revenue. It is the Town's operating fund and accounts for all financial resources of the general government.

2. Bonded Projects Fund

Bond distributions and proceeds are held aside in this separate fund for use on bonded projects which have been approved by Public Resolution.

3. Non-Recurring Capital Fund

This fund receives transfers from the General Fund for the yearly allotment of approved capital projects by staff and commissions. Capital projects must be over \$5,000, have a useful life of more than 2 years, and be non-recurring. These include road, infrastructure projects, and equipment purchases and building improvements. From this fund, annual amounts are earmarked for the Vehicle Replacement Fund.

4. Grants Fund

All competitive grants that the Town submits applications for as well as automatic grants/allocations reside in this fund. Annual state grant programs are not deposited here, as they are budgeted grants which reside as general fund revenue.

5. Library Fund

Special revenue fund comprised of fees and donations to support the Beacon Falls Public Library.

6. Special Activities Fund

This fund was established for Parks & Recreation programming and consists of funds from special activity programming and pavilion/field rentals. The fund is dedicated to Parks & Recreation programming and improvements.

7. Sewer Fund

This fund is used to account for the financial activity relating to the Town's sewer/wastewater activities. Sewer permit and connection fees get deposited in this fund.

8. Debt Service Fund

Funds in the Debt Service fund are dedicated toward the repayment of the Town's debt and costs associated with the issuance of new debt.

9. Police Private Duty

Revenue received from external organizations who hire the Town's Police Officers to provide traffic control services is deposited in this fund and is used solely for reinvestment into the Police Department's capital needs.

10. Dog Fund

The Dog Fund is a special revenue fund for monies collected for dog licenses and by Animal Control. The funds are used to support the expenses of the Animal Control Officer.

11. Open Space Fund

Special revenue fund dedicated to land acquisition and the preservation of open space in the Town of Beacon Falls.

12. Town Clerk Fund

This is a General Government fund comprised of fees collected by our Town Clerk Office. The revenue in this fund is distributed to the General Fund, to the State and to our Town Clerk as part of his payroll.

13. Small Cities Funds

Special purpose funds for revolving housing loans administered by the State of Connecticut Small Cities Housing program.

14. Melbourne Trust Fund

Fiduciary special purpose fund bequeathed to the Town on December 10, 1990. Its longer name is the Samuel E. Melbourne Family Memorial Fund. \$10,000 is maintained in perpetuity per the last will and testament to benefit underprivileged and needy children. The Town also has a checking account where the actual scholarships are granted from to eligible public school students.

15. Vehicle Replacement Fund

This fund was established in FY22 as a mechanism to fund current and future vehicle and apparatus purchases and/or leases and is still being developed.

Department/Commission Fund Relationship

Department	General	Bonded Projects	Capital	Grants	Library	Special Activities	Sewer	Debt Service	Dog	Open Space	Clerk	Private Duty	Vehicle Replcmt.
Animal Control	X								X				
Assessor	X		X										
Building/Zoning	X						X						
Clerk	X			X					X		X		
Education	X							X					
Emergency Mgt.	X		X	X									
Finance	X		X										
Fire & EMS	X		X	X				X					X
Fire Marshal	X		X	X									X
Health Services	X												
Library	X		X	X	X								
Police	X		X	X								X	X
Public Safety	X		X										
Public Works	X	X	X					X					X
Registrar	X			X									
Senior Services	X												X
Tax Collection	X		X										
Wastewater/Sewer	X	X	X				X	X					X
Commission/ Board/ Committee	General	Bonded Projects	Capital	Grants	Library	Special Activities	Sewer	Debt Service	Dog	Open Space	Clerk	Private Duty	Vehicle Replcmt.
Finance	X		X										
Selectmen	X		X										
Conservation	X									X			
Economic Dvlpmt.	X			X									
Land Use/O.S.	X									X			
Parks & Recreation	X			X		X							
Water Pollution Ctrl.	X						X						
Zoning Appeals	X												

STATISTICS & PERFORMANCE METRICS

Beacon Falls-At-A-Glance



FY25 Performance Metrics



Beacon Falls began identifying and tracking various SMART performance metrics (input, process, output, and outcome) in FY20 and continues to develop this effort. Please see below for these metrics by department/volunteer group.

STATISTICS	
Date of incorporation	1871
Form of Government	Selectmen
Land area	9.8 sq. miles
Population (2023)	6,027
Bond rating	AA+
# of public streets	101
Miles of public streets	34 miles
Miles of water mains (as of 12/31/22)	1,548,365 miles
Miles of sewer lines	293.31
# of hydrants	185
# of active businesses (2023)	444
# of households (2017-2021)	2,776
School enrollment (PK-12; 2022-2023)	1,958 students
Unemployment rate (Jan. 2023)	4.0%
Poverty rate (2017-2021)	3.0%
Median age (2023)	51

ECONOMIC DEVELOPMENT COMMISSION

#	Goal	Prior Target Date	Target Date
1	Explore the possibility of becoming affiliated with Naugatuck Valley Regional Development Corporation	July 1, 2023	December 1, 2024
2	Marketing/public outreach	June 30, 2024	June 30, 2025
3	Convene a meeting of a minimum of 75% Beacon Falls businesses to hear their concerns/suggestions	June 30, 2024	August 1, 2024
4	Continue to develop plans to revitalize North Main St; implement the \$600k CT Connectivity Grant - work in conjunction with updated POCD	July 1, 2023	TBD
5	Update Beacon Falls Business Website – update properties available for commercial/industrial use	June 30, 2024	Ongoing

FY22-25 PERFORMANCE METRICS

Department/Commission	Work Type	FY22 Metric	FY23 Metric	FY24 Yr-End Projection Metric	FY25 Metric Goal
FIRST SELECTMAN/TOWNWIDE	# of Raffle Permits Issued	5	6	7	10
	# of Sign Placement Forms Issued	5	23	30	30
	# of Town Meetings	4	2	3	4
TOWN HALL	# of Efficiency Projects	2	15	10	10
	# of legal notices processed	37	33	30	35
	# of kWh generated by solar array	412,919	432,846	435,00	450,000
	# of Public Hearings	7	8	10	10
CLERK	# of notarizations (library, clerk and assessor)	140	30	35	40
	# birth certificate/land record copies issued	8052	7517	7400	7500
	# marriage licenses	54	14	20	20
	# death certificates	66	32	62	40
	# fishing licenses	61	60	60	60
	# land records recorded	1491	1232	1200	1200
	# dog licenses	299	383	400	425
TAX & ASSESSOR	# of liquor permits issued	5	3	4	6
	Collection Rate (for Budget)	98.9%	98.8%	99.58%	98.9%
	# of real estate bills mailed	2789	2806	2806	2806
	# of motor vehicle bills mailed	5900	5985	5985	5985
	# of senior tax accounts credited	298	317	339	339
	# of veteran's tax exemptions processed	254	306	302	302
	# of disability exemptions processed	57	60	62	62
	# of new construction pro-rations	28	13	8	5
	# of personal property bills mailed	270	264	264	264
	# of motor vehicle supplemental bills mailed	938	941	950	950
	# of water assessment bills mailed	55	50	50	50
# of sewer assessment bills mailed	133	125	125	125	

See next page for continuance

May 9, 2024 FINAL PROPOSED

Department/Commission	Work Type	FY22 Metric	FY23 Metric	FY24 Yr-End Projection Metric	FY25 Metric Goal
TREASURER	# of payroll ACHs processed	39	32	30	30
	# of payroll tax payments processed (transitioned to finance)	78	64	60	0
	# of cash deposits processed	130	75	75	75
	# of debt service wires processed	5	5	5	5
BUILDING	# of building permits issued	432	489	455	455
	# of inspections	345	379	365	365
	Revenue performance	\$194,930	\$157,410	\$150,000	\$155,000
FINANCE	# of checks written	2100	1482	1350	1300
	# of ACH payments made	165	180	200	225
	# of deposits made	1680	1700	1650	1600
	# of POs issued	300	275	300	310
	# of adjusting journal entries (doesn't include re-classes or GASB)	7	6	4	3
	# of competitive grants applied for	15	10	14	15
	# of competitive grants awarded	14	7	11	14
	Amount of competitive grant funding awarded	\$1,522,817	\$2,033,289	\$2,033,289	\$16,000,000
	# of RFPs, ITBs, RFQs, RFIs advertised/renewed	6	8	5	7
	# of payroll tax payments processed (transitioned to finance)	0	0	0	60
	# of contracts executed	4	6	5	8
	FEMA Grant Reimbursement for 2018 Tornado	\$36,803	\$0	\$0	\$0
	ARP Federal Grant Award	\$902,062	\$0	\$0	\$23,145
	LOTICIP Grant Awards	\$3,005,460			\$2,000,000
	# of electronic Interfund Transfers Processed	30	40	45	50
IWWC	# Wetlands Approval for Construction	44	24	10	40
	Wetlands Commission Applications/Storm Water Management	12	2	10	12
	# IWWC hearings/show cause hearings	2	2	2	4
	Requests for Verification/Advice	40	38	40	40

See next page for continuance

May 9, 2024 FINAL PROPOSED

Department/Commission	Work Type	FY22 Metric	FY23 Metric	FY24 Yr-End Proj. Metric	FY25 Metric Goal
CONSERVATION COMMISSION	# of areas maintained (trails, open space, etc.) - currently just Lantern Ridge	N/A	1	2	0
	# of pieces of open space acquired for preservation	N/A	1	0	0
	# of conservation-focused community outreach projects	N/A	0	1	2
P&Z/ZEO	# zoning permits issued	80	55	60	80
	# of zoning violations processed	10	0	1	0
	# of blight violations processed	15	0	1	0
ROV	# of new voter registrations processed	225	270	300	300
	# of address updates processed	198	296	350	300
	# of voters removed	226	289	400	400
	# of canvass hours	160	150	160	160
FIRE & EMS	Fire Calls	293	276	294	270
	EMS Calls	940	821	918	1000
	Average Response Time (from dispatch to on-scene)	10:54	8:61	9:00	8:00
FIRE MARSHAL	# of inspections	30	70	80	80
	# of permits issued	9	14	16	16
	# of violations/fines	150	100	100	100
	# of smoke detectors installed	60	40	40	40
	# of CO detectors installed	25	15	15	15
	# of detectors' batteries changed	70	20	20	25
EMERGENCY MGT.	# of storm/disaster responses	0	0	0	0
	# of After-Action Reviews (AAR)	0	0	0	0
	# of emergency/inclement weather/etc. community notifications	0	0	0	1
	# of table-top/other exercises	0	0	1	2
POLICE	Calls for Service	7,896	TBD	TBD	TBD
	Arrests	31	TBD	TBD	TBD
	# of Pistol Permits Processed	60	TBD	TBD	TBD
	# of Police Reports Completed	318	TBD	TBD	TBD
	# of home alarm monitoring systems registered	176	TBD	TBD	TBD

See next page for continuance

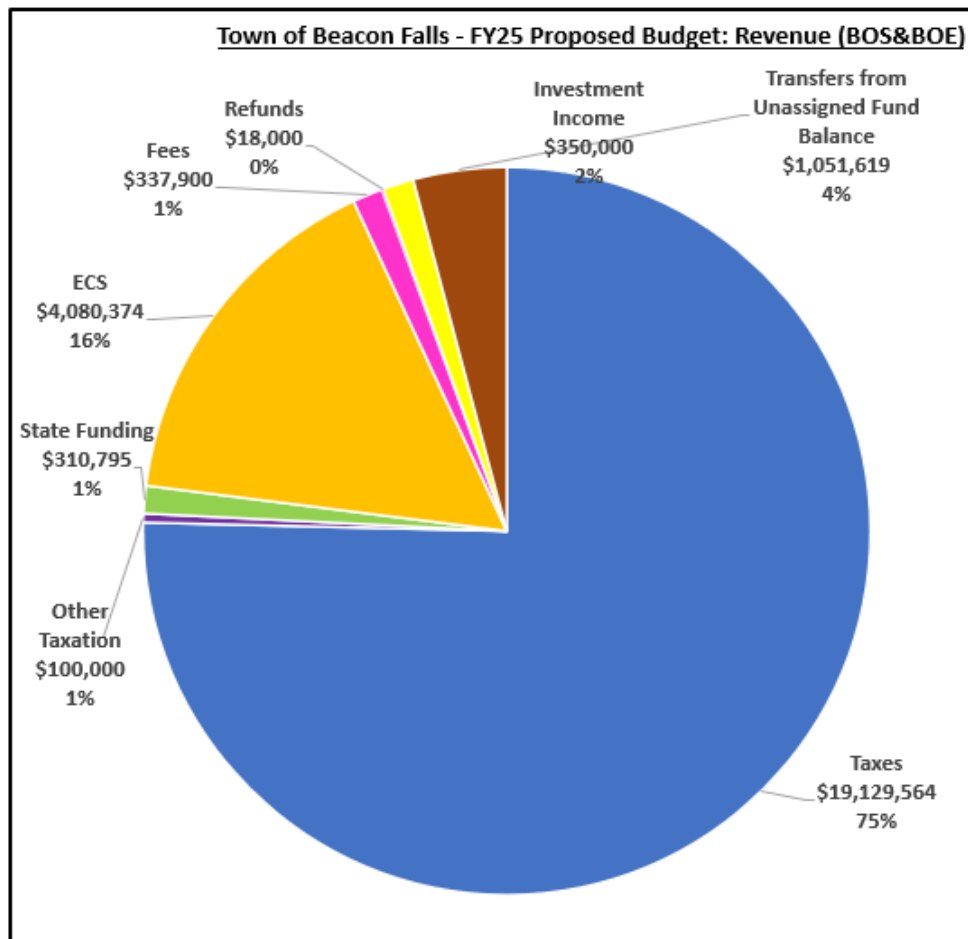
May 9, 2024 FINAL PROPOSED

Department/Commission	Work Type	FY22 Metric	FY23 Metric	FY24 Yr-End Projection Metric	FY25 Metric Goal
PUBLIC WORKS/PARKS					
= outside contractors	# of catch basins cleaned/replaced	626	650	507	650
	# of feet of guardrails replaced*	600	375	400	350
	# of trees removed (non-storm)*	18	30	35	25
	# of fields reconstructed	1	1	1	1
REFUSE	# of tons of trash	1,404.02	1357	1400	1350
	# of tons recycling	473.21	389	465	500
	# of times the transfer station was open	8	7	7	8
	# of tons bulky waste hauled from transfer station	122.68	125	130	130
WASTEWATER TREATMENT	# of gallons of sludge processed/hauled*	485	246	220	220
	# of septic permits processed	90	96	85	92
PARKS & RECREATON	# of programs/activities held	1	5	10	10
	# of concerts held	11	8	10	10
LIBRARY	# of programs attended (includes adults & children)	246	215	215	220
	# of people using library computers	410	358	350	360
	# of hours library computers are used	487	354	350	355
	# of materials circulated	14271	16729	17000	17250
	# of new library card registrations	382	245	250	260
HEALTH/WELFARE (NURSE)	# of home visits	688	711	700	700
	# of screenings/phone calls	2	6	6	8
	# of office visits	N/A	120	120	120
	# of new patients	18	12	15	20
	# of off-hours calls	77	27	30	30
MINIBUS & SENIOR CENTER	# of minibus one-way trips	1186	1324	2401	2600
	# of registered riders	72	123	127	137
	# of programs held/YMCA Activities	200	279	285	290

BUDGET OVERVIEW – REV'S & EXP'S

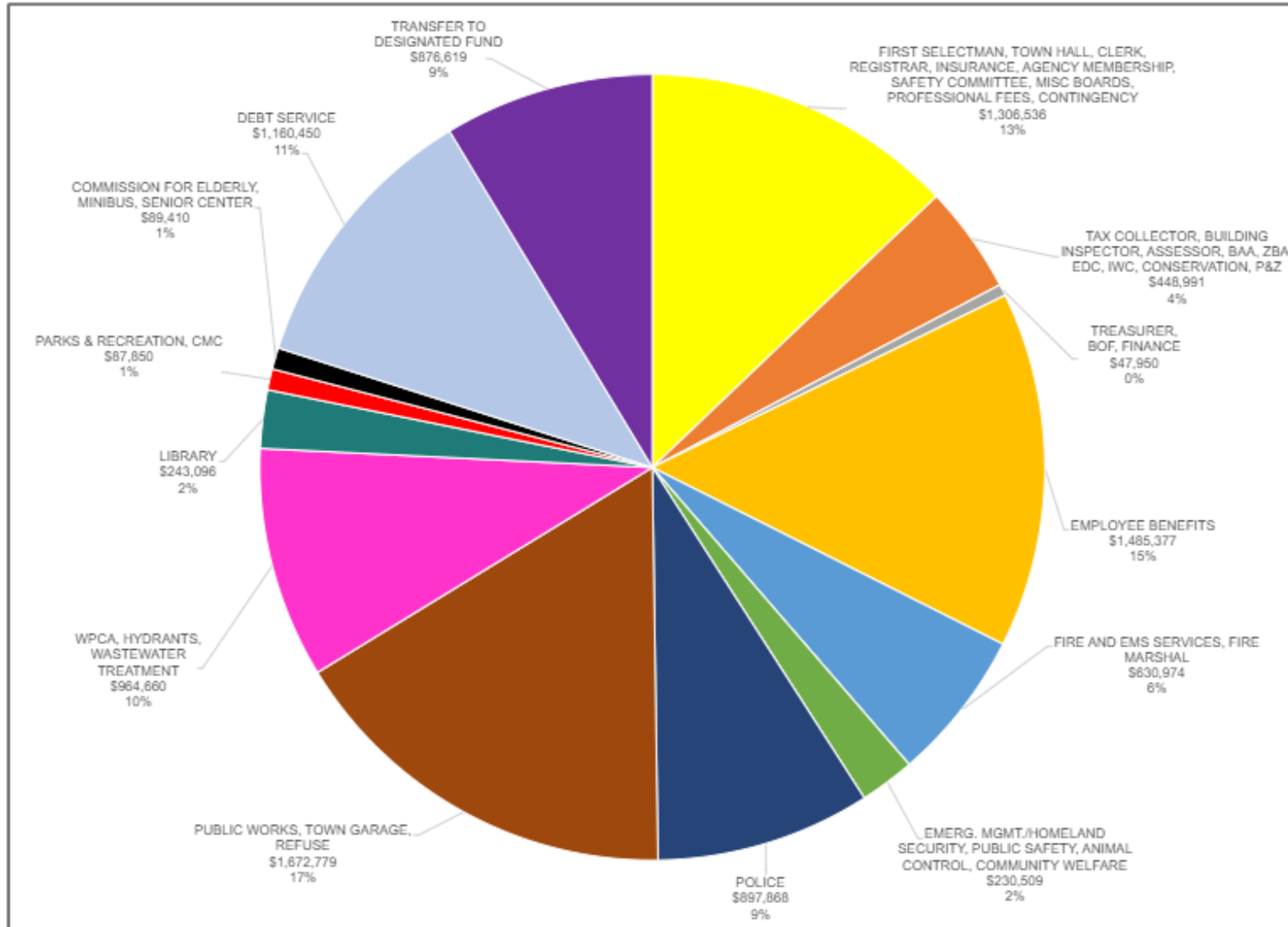
The purpose of the Town of Beacon Falls budget is to plan for necessary operating and capital expenditures for the next fiscal year, **July 1, 2024 through June 30, 2025**. As shown in the section entitled Stakeholders, the budget is guided by the Board of Selectmen, Board of Finance, Town Departments/Commissions and Citizens. The Finance Department works actively with the First Selectman to construct the budget utilizing citizen and department/commission input and ensures it adheres to the Town's financial management and budget policies as dictated by the Financial Policy Manual. The Town must deliver what is called a "balanced budget" where revenues equal expenditures. The FY24 Budget supports dozens of services that are delivered by **18 departments** and **12 volunteer commissions/committees/boards** across **15 funds**. There is a total of **62 paid staff** (FT, PT, elected, seasonal & stipend) and total of **168 volunteers**, which equates to **230 public servants**. This does not include contracted services, summer camp staff, or election workers. BHC's estimated 64 volunteers are included in the volunteer total above.

The **total revenue** amount needed to provide these services is **\$25,378,251**. This includes the BOS and BOE budget; the Town is required to deliver a balanced budget. *There are many unfunded mandates incorporated in this total. Please see that section for more information.*



May 9, 2024 FINAL PROPOSED

The **total expenditure** amount to provide FY25 services is **\$25,378,251**. This includes the BOS and BOE budget. BOS only equates to **\$9,442,354**, (excluding transfers and capital). This represents a **7% increase** from FY24.



FY2025 Operating Expenditures – Points of Interest:

- Increases to medical, dental, life insurance rates.
- Additional Public Works Maintainer
- 2.75% wage/salary increase for all staff; no increase for elected officials (except Registrars who are up for election)
- Decrease in Debt Service; Contribution of \$175,000 from Debt Service fund
- 3% increase for property and casualty insurance
- New Refuse/Recycling contract significant increase in fees
- More part-time police patrol shifts
- Addition of pay-per-call for firefighter and EMS services
- Change to positions for Assistant Assessor/Assistant Tax Collector and Land Use/Building Admin.
- 0.76% increase to school district expense line

GENERAL FUND EXPENDITURE DETAIL

DEPT. / TYPE	AMOUNT	DEPT. / TYPE	AMOUNT
FIRST SELECTMAN	\$188,589	EMERG. MGMT./HOMELAND SECURITY	\$10,415
TOWN HALL	\$343,170	WATER HYDRANTS	\$228,800
TOWN CLERK	\$183,276	POLICE	\$897,868
TAX COLLECTOR	\$141,806	ANIMAL CONTROL	\$25,500
TREASURER	\$13,750	PUBLIC SAFETY OTHER EXPENSES	\$95,594
LAND USE	\$118,881	PUBLIC WORKS	\$1,032,779
EMPLOYEE BENEFITS	\$1,485,377	COMMUNITY WELFARE	\$99,000
ASSESSOR	\$160,804	REFUSE	\$640,000
BOARD of FINANCE	\$34,200	WASTEWATER TREATMENT	\$735,860
FINANCE DEPARTMENT	\$175,906	LIBRARY	\$243,096
ECONOMIC DEVELOPMENT COMM.	\$27,500	RECREATION	\$87,850

May 9, 2024 FINAL PROPOSED

REGISTRARS of VOTERS	\$76,510	MINIBUS OPERATIONS	\$53,577
PROFESSIONAL FEES	\$280,840	SENIOR CITIZENS CENTER	\$35,833
INSURANCE	\$123,595	CONTINGENCY	\$100,000
AGENCY MEMBERSHIP	\$10,557	DEBT SERVICE	\$1,160,450
FIRE AND EMS SERVICES	\$553,883	EDUCATION	\$15,059,277
FIRE MARSHAL	\$77,091	Transfers to Capital/Vehicle Replacement/Debt	<u>\$876,619</u>
		Town Total	\$10,318,973
		GRAND TOTAL (incl. school):	\$25,378,251

CHANGE HIGHLIGHTS

FY2025 Operating Expenditures – Significant Increases Summary

- Elevator maintenance at Town Hall, electricity at Town hall.
- Assistant Tax Collector position (Full time)
- Assistant Assessor position (increase to hours)
- Medical insurance, dental insurance, life insurance, public works clothing allowance
- Early Voting
- Pay per call for Fire and EMS
- Mandatory vehicle and equipment testing for Fire.
- Fire Equipment replacement lines
- Hydrants
- Part time police patrols and PT Overtime
- Additional Public works maintainer position
- Public Works Vehicle maintenance
- Catch basin cleaning
- Refuse and Recycling costs
- Additional gas and maintenance costs for mini bus
- Senior Center inflationary increases
- Utilities, Fuel – inflationary
- Region 16

FY2025 Operating Expenditures – Significant Decreases Summary

- Town Clerk and Library Copier leases
- Audit and Actuarial expenses
- Overtime for Building Admin.
- Workers Compensation stayed flat.
- Legal Fees
- Fire Marshal Admin position
- Police Vehicle Repairs
- Library Computer Software
- Debt Service

UNFUNDED/PARTIALLY FUNDED MANDATES



Connecticut has an all-time high in comparison to other states in the U.S with more than 1,250 state mandates. Each mandate that is unfunded, or only partially funded, adds to the already overburdened property tax and reduces local discretionary authority in Beacon Falls. Some of the unfunded/partially funded state mandates that directly affect Beacon Falls are as follows:

- Newspaper legal notices
 - Municipal Stormwater (MS4) permit
 - Transfer Station permit
 - Unnecessary/duplicative regulations/reporting requirements
 - Revaluation (every 5 years)
- Plan of Conservation and Development (POCD) update (every 10 years)
 - CT Highway Use Fee (effective 1/1/23)
 - 2023 HHB-5004 / SSB 1057: Act implementing early voting

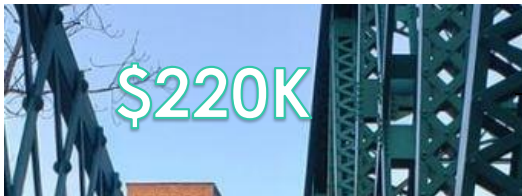
Other Federal Mandates

- Public Accountability Act (HB 6004): mental health assessments, body/dash cameras
- Election expenses
- Employee Assistance Program (annual)
- Drug & Alcohol Testing (annual)
- Audit and actuarial services (annual/biannual)

GENERAL FUND REVENUE DETAIL

Real Estate Taxes

Current and prior year, interest and liens and fees included here. Telecommunications tax also resides here. A 98.9 % collection rate is assumed.



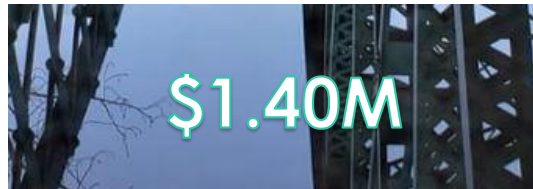

Intergovernmental Revenue

Revenue from the State & Federal governments for grants, entitlements, relief and shared revenue. The ECS school grant comprises the majority of this total. A new addition to this category is MV Tax Reimbursement



Fees, Licenses, Permits

Building/Zoning/Inland/Wetlands permits, P&Z, ZBA, fire marshal inspections, police private duty, minibus fares, etc. Town Clerk conveyance is included.



Refunds

Any and all refunds/reimbursement (insurance claims, surpluses, leachate, etc.)



=TOTAL: \$25.37M

Motor Vehicle Taxes

Newly registered motor vehicles after October pay this prorated amount from time of registration through September 30th.

Sewer /Water Assessment

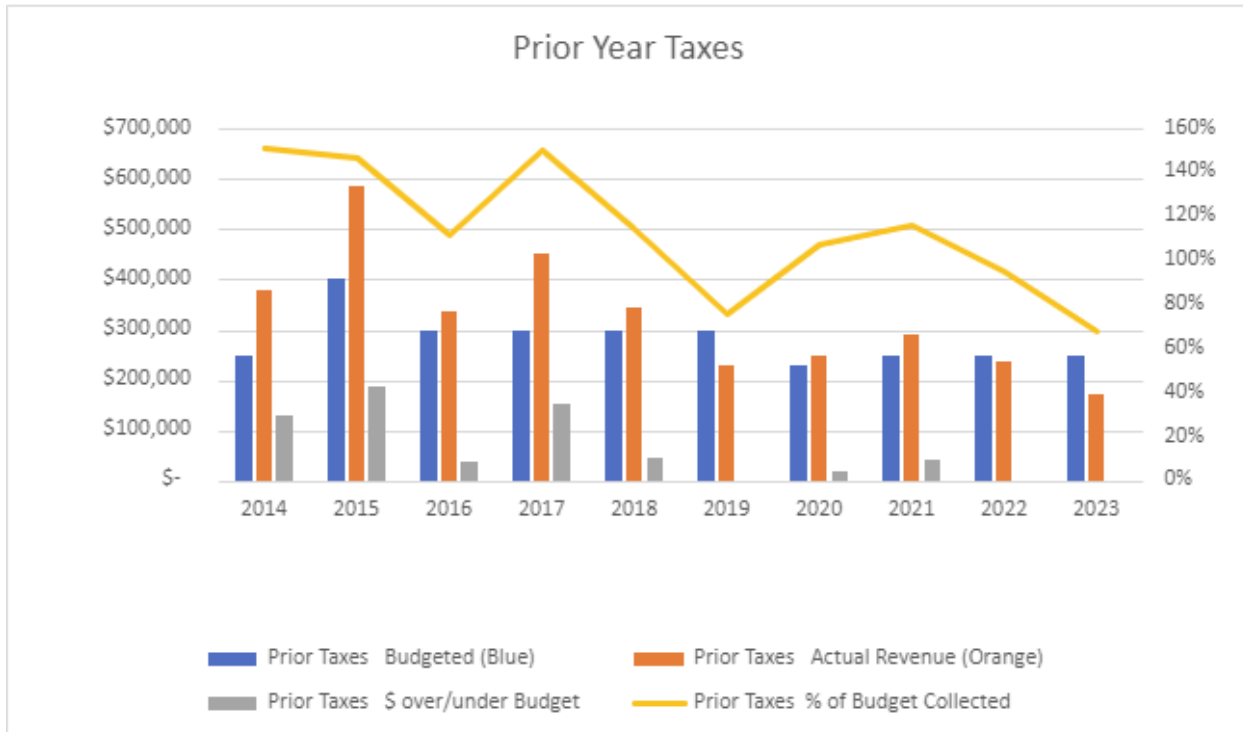
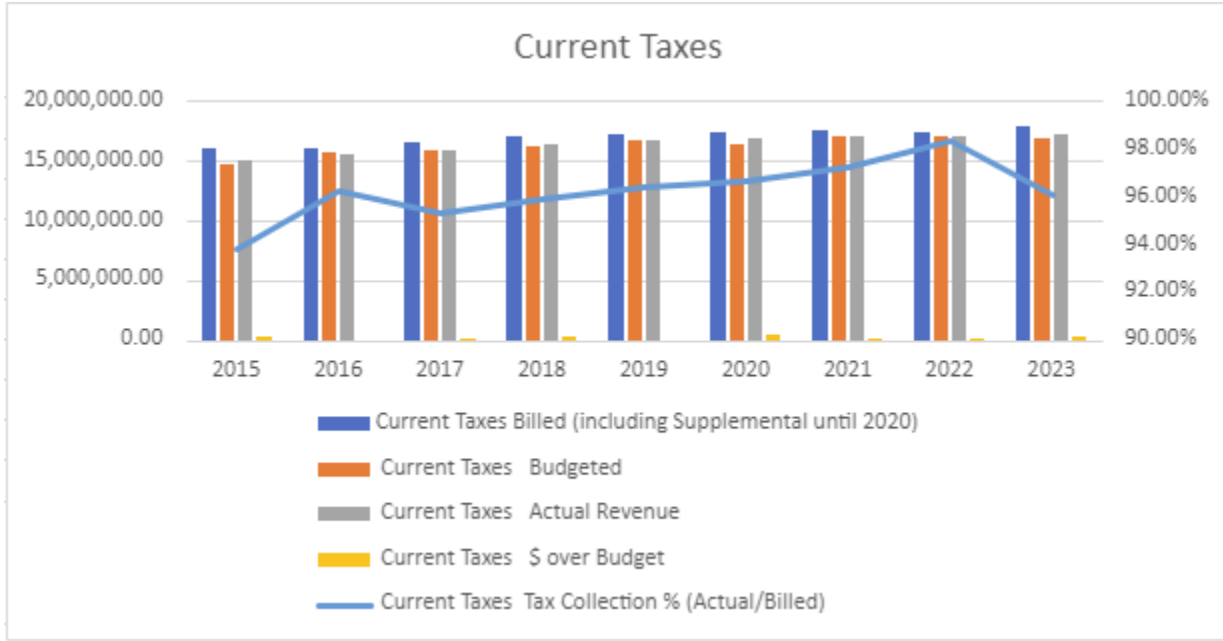
- For installation of water lines to new locations, assessed over 30 years.
- Installation of sewers to new neighborhoods, assessed over 30 years.

Miscellaneous

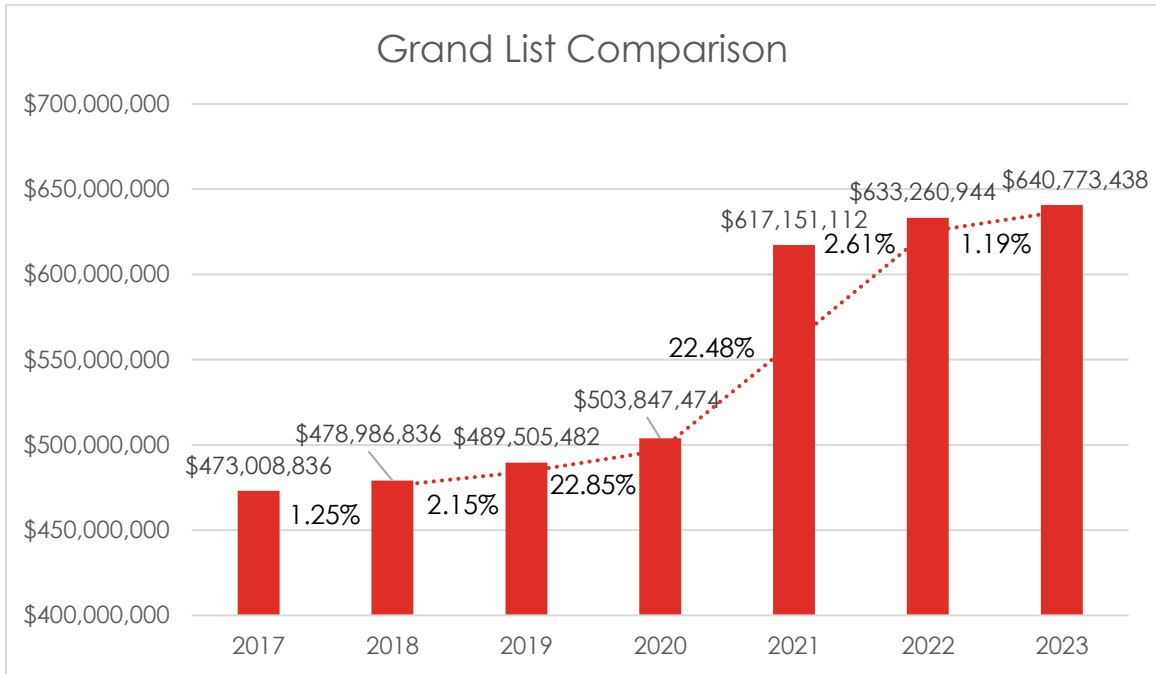
Includes investment earnings, use of fund balance, non-recurring capital transfer and other transfers.

The FY24 General Fund revenue tax estimates are based on **prior year trends and** the new (2023) **grand list of \$640,773,438**. There were -\$1300 in changes as a result of BOAA appeals this year. Adding \$695,674 in prorations brings this total to **\$641,467,812**.

Tax Collection Trends



2023 Grand List



Connecticut General Statute 12-62 requires all real estate to be revalued for assessment purposes every 5 years. Municipal Valuation Services was hired by the Town to perform the 2023 revaluation. Revaluations are required to ensure uniformity in property valuations.

The revaluation process involves the reappraisal of all real estate in town to bring about uniformity in property valuations and to assure all property owners are paying only their fair share of the cost for community services. Revaluation is not intended to raise revenues; its purpose is to value all properties by the same standards at the same point in time. Changes in value occur in any community over time. Neighborhoods change and the desirability of some properties change, meaning that some properties have become over-valued or under-valued when compared to similar properties. Revaluation returns all properties to current market values and to the fair-share basis.

The market determines the value of all property. The most significant part of the process is accomplished by gathering sales data. From a study of sales of similar properties in like neighborhoods, the average sale price of properties can be ascertained. Some properties increase at a faster rate than others. The solution of this problem is to reappraise all real estate based on current market values.

The mill rate is established by dividing the approved Town budget by the net taxable grand list. The mill rate changes each year because the budget and the grand list change each year.

The Town of Beacon Falls performed its full physical revaluation in FY24 per state statute. **The FY23 grand list equates to a \$7,512,494 increase or 1.19% from the prior year.** There were small changes as a result of BOAA appeals this year. **Adding \$695,674 of prorations brings total grand list to \$641,467,812.**

FUND BALANCE ANALYSIS

General Fund

Item	Amount
Audited GF Unassigned Fund Balance as of 7/1/23	\$3,858,828
Minimum Balance Per Financial Policy Manual (12% of FY23 expenditures)	-\$2,920,481
=Available to Spend as of 7/1/23	=\$938,437
Mid-Year Cap. Project Addition: Recycling Line	-\$25,000
Other Mid-Year Changes (TBD)	-\$75,000
Estimated FY24 Year-End Surplus	\$393,514
Current Projected Available FY25 Beginning Balance	=\$1,231,861

Debt Service Fund

Item	Amount
Audited Debt Service Fund Balance as of 7/1/23	\$1,021,562
FY24 Allocation: Transfer to GF for interest and principal payments	-\$200,000
FY24 Interest Earned for Debt Service Fund	\$44,986.68
Total Projected FY25 Beginning Balance	=\$866,548.68
Use of Debt Service Funds for FY25	-\$175,000

Approved Usage	
FY	Amount
2025	\$175,000
2026	\$129,000
2027	\$92,300
2028	\$45,700
2029	\$4,200
Total Usage	=\$446,200
Balance	=\$420,348

Please see the Debt Service Schedule section for the Town's Debt Management Plan. The above is EXISTING debt. An additional bond is being considered for issue in FY25.

Police Private Duty (PPD) Fund

Item	Amount
Audited PPD Fund Balance as of 7/1/23	\$154,390
FY24 Budgeted Transfer to GF to support police costs	-\$15,000
FY24 Allocation: New Patrol Car	-\$63,258
FY24 Allocation: K9 Vehicle	-\$500
FY24 Allocation: Station Generator (transferred from Carport project from FY22)	-\$16,000
FY24 Estimated Revenue	+\$TBD
Total Projected FY25 Beginning Balance	=\$59,632.00

Vehicle Replacement Fund (VRF)

Item	Amount
Audited VRF Fund Balance as of 7/1/23	\$126,700
FY24 Budgeted Appropriations from GF to VRF	+\$294,810
FY24 Estimated Revenue from Equipment sales, EMS account and Route 8 calls	+\$103,550
FY24 Expenditures	-\$275,665
Total Projected FY25 Beginning Balance	=\$249,400

May 9, 2024 FINAL PROPOSED

Proposed Use of Funds for 2025 Budget	
Item	Amount
Ambulance Lease	-\$61,000
Public Works Truck Lease	-\$20,000
Engine and Tanker Lease	-\$300
Total Proposed Expenditure	-\$81,300
Balance	\$168,100

**Other special funds balances are analyzed periodically for appropriate potential usages. Beacon Falls' goal is to set thresholds and budgets for these funds in the upcoming FYs*

GRANTS

The Finance Office works with the Board of Selectmen, Board of Finance and Department/Commission heads/chairs to explore all eligible grant opportunities to supplement operating services and capital projects. See 2020-2024 summary below. These do not include any attempts that went unawarded or pending applications yet to receive a funding decision.

GRANT PROGRAM NAME/AGENCY NAME	PROJECT	FISCAL YEAR COMPLETED	AWARD AMOUNT(\$)
LOTICIP Grant	West Road Rehabilitation	Ongoing	\$500,000
DEEP EV	Electric charging ports in commuter lot + site prep	Ongoing	\$97,219
CT Connectivity	South Main Street	Ongoing	\$600,000
CT STEAP	Church Street Rehabilitation	Ongoing	\$500,000
Connecticut State Library	Historic Preservation – Town Clerk	2024	\$6,000
State of Connecticut	Early Voting	2024	\$10,500
VFA Grant	Fire - Nozzles	2024	\$2,500
National Opioids Settlement	Opioids Settlement	2024	\$13,118
LOCIB Grant	Beacon Valley Road Bridge	2024	\$202,000
LOCIP Grant	DPW Garage Wall	2024	\$37,049
Library Communications Grant	Fiber to Library	2024	\$15,988
K. Matthies Grant	Matthies Park Swings	2024	\$10,000
LOCIP Grant	Senior Center Concrete Ramps + railings	2024	\$26,268
LOCIP Grant	Senior Center Windows & Flooring Project	2024	\$12,647
Bulletproof Vest Partnership (BVP) - DOJ	5 Vests for Police Officers	2024	\$3,400
AFG – Vehicle Extrication Equipment	Vehicle Extrication Equipment	2023	\$64,463
K. Matthies Grant	Play-scape Expansion	2023	\$10,753
2022 VFA	Bumper Line Nozzles	2023	\$1,241
Absentee Ballot Support Grant	Absentee Ballot Support	2023	\$1,483

May 9, 2024 FINAL PROPOSED

LOCIP Town Hall Roof	Town Hall Roof Replacement	2023	\$38,973
Emergency Management Performance Grant (EMPG)	Support for Emergency Management Director/Program	2020-2023	\$26,000
Local Transportation Capital Improvement Program (LOTICIP)	Burton Road Reconstruction & Retaining Wall	2024	\$3,005,460
Local Transportation Capital Improvement Program (LOTICIP)	Beacon Valley Road Reconstruction (east portion)	On-Going	\$1,215,200
Assistance to Firefighters Grant (AFG) - FEMA	SCBA Air Compressor System replacement	2022	\$59,129
Katharine Matthies	Park Benches	2022	\$8,600
Katharine Matthies	Town Hall/Library Patio	2022	\$5,700
Western CT Agency on the Aging	Support for Mini Bus Expenses/Qualified Riders	2020-ongoing	\$26,500
2020 Small Town Economic Assistance (STEAP)	Cook Lane Drainage	2022	\$128,205
2020 Katharine Matthies - BOA/US Trust	Pent Road Park Benches and Picnic Tables	2021	\$7,100
2020 Interoperable Communications	Radio Tower for EOC	2021	\$11,000
2020 Volunteer Fire Assistance (VFA) - CT DEEP	Wildland Fire Pumps, strainers, hose, and training	2020	\$2,500
2019 Emergency Management Performance Grant (EMPG)	Support for Emergency Management Director/Program	2021	\$5,000
2018 Emergency Management Performance Grant (EMPG)	Support for Emergency Management Director/Program	2020	\$5,000
Historic Preservation Grant - State	Town Clerk Support	2020	\$5,500
2017 Emergency Management Performance Grant (EMPG)	Support for Emergency Management Director/Program	2020	\$5,000
Bulletproof Vest Partnership (BVP) - DOJ	5 Vests for Police Officers	2019-2020	\$3,400
Local Capital Improvement Program (LoCIP)	1 Roof for West Road WWT Pump Station	2020	\$3,100
Local Capital Improvement Program (LoCIP)	Athletic Courts Rebuild - Pent Road RecPlex	2020-2021	\$222,039
2019 Katharine Matthies - BOA/US Trust	1 Lucas Device for Fire Department	2020	\$10,000
2019 Katharine Matthies - BOA/US Trust	Computer Center for Senior Center	2020	\$6,000
2019 Katharine Matthies - BOA/US Trust	Historical/Trail Signage for Matthies Park	2020	\$12,000
2019 Volunteer Fire Assistance (VFA) - CT DEEP	Wildland Fire Hoseline and Attachments	2020	\$2,500
2016 Emergency Management Performance Grant (EMPG)	Support for Emergency Management Director/Program	2019	\$3,026
2016 Small Town Economic Assistance (STEAP)	Beacon Valley Road Rehabilitation - West	2022	\$500,000
2015 Local Bridge Program	Beacon Valley Road Bridge Rehabilitation	2023	\$159,613
Western CT Agency on the Aging	Support for Minibus Expenses/Qualified Riders	2020	\$5,300
Connecticut Community Foundation	Senior Programming and Trips	2020	\$4,840
DERA	2019 Freightliner Plow Truck	2020	\$40,905

CAPITAL IMPROVEMENT PROJECTS

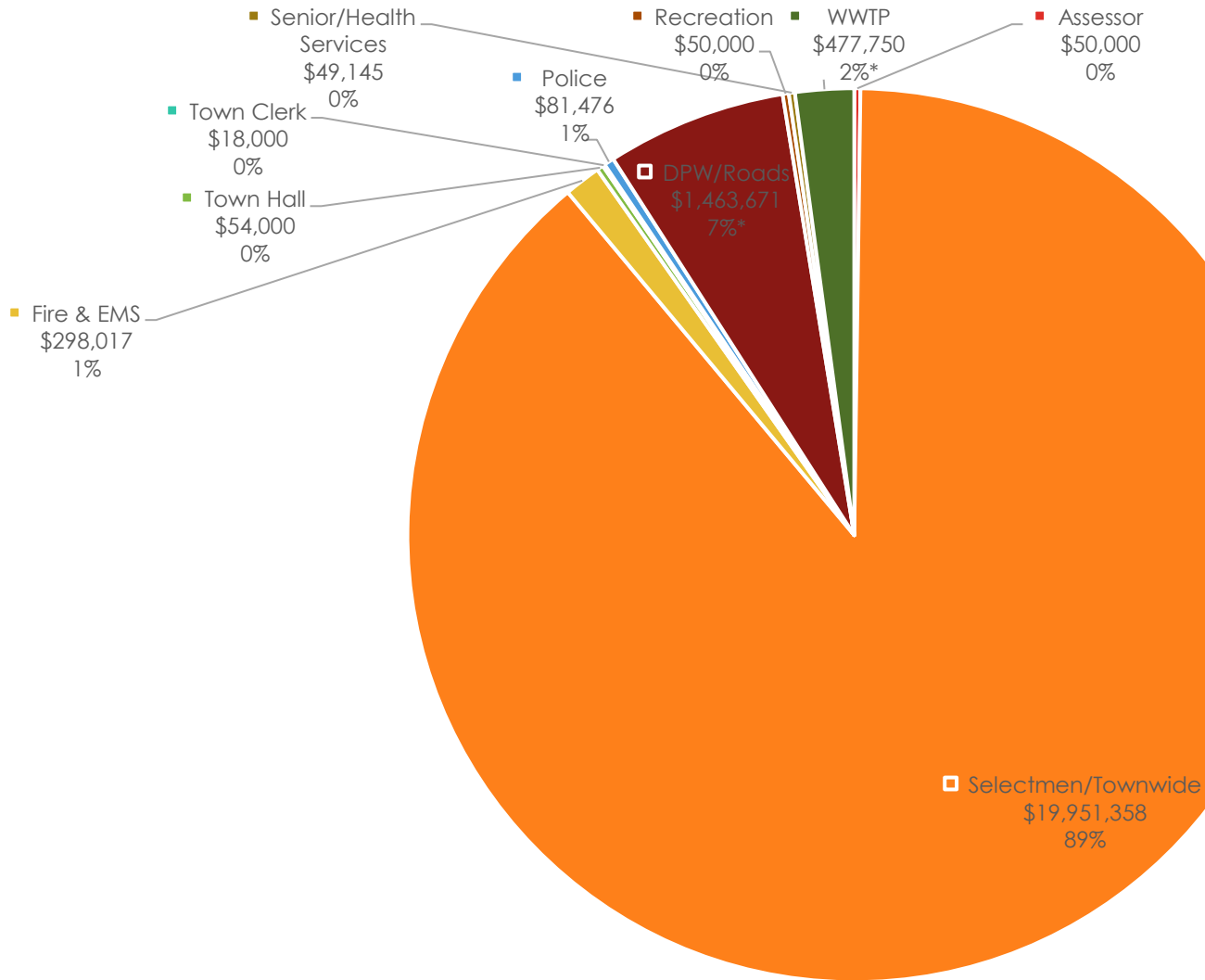
Major (New) Projects being presented by the First Selectman in FY25 are as follows:

- **Assessor:**
 - Revaluation – Moved up by State by 1 year; Spring '25 to October '25.
- **Fire & EMS:**
 - New Ambulance Lease Payment – Year 1 of 5 annual lease payment.
 - Engine 2 and Tanker Lease Payment – Year 3 of 5 annual lease payment.
 - Battery Operated Fans – Addition of battery-operated fans to Engine 3 and Truck 6. These fans are compatible with already equipped batteries.
 - RIT Pack and Training – RIT Pack and 60-minute bottle is to be purchased and placed on Truck 6. In emergency situations wherein a firefighter is trapped or injured within an IDLH environment, a RIT Pack is used for air supply.
 - SCBA Masks – Purchase of 25 SCBA Masks in accordance with NFPA standards and compatibility with X3 Pro Air-Paks.
 - Large Diameter Hose Replacement – Replacement of 3-5" hoses in accordance with NFPA standards. New hoses utilize improved jacketing, current hoses are beyond their useful life.
 - 3 Air Paks Replacement – In accordance with replacement schedule.
- **Police:**
 - Patrol Car Replacement – BF-27 replacement due to high repair and upkeep costs, risks surpassing costs of new car.
 - Portable Radios – Purchase of 2 Motorola APX6000 (and bundle) radios.
 - New Sign at Police Station – Replacement of rundown/faded signage in front of Police Station.
- **Public Works/Parks:**
 - Street Master Plan - Preventative/Rehabilitate/Reconstruct (on-going multi-year project).
 - Lease Payment for New Plow Truck – Year 1 of 7 annual lease payment.
 - Asphalt Roller – Replacement of 1985 Beuthling B-300 asphalt roller.
 - Town Garage Roof/Siding – Replacement of Town Garage roof and siding. The current roof is 20+ years old, siding is 45 years old.
 - F-350 Replacement – The current 2006 Ford F-350 vehicle is beyond useful life.
 - Salt Shed Roof – Replacement of shingled roof that is leaking and quickly deteriorating.
 - Sidewalk Snowblower – Snowblower for use of clearing snow on sidewalks.
 - Transfer Station Parking Lot Paving – Paving of deteriorating parking lot.
 - Matthies Park Garage Doors – Garage doors are not weather tight, locking mechanisms broken. Replacement needed.
- **Roads/Infrastructure:**
 - S. Main St. – Addition of concrete sidewalk/driveway ramps and curbing.
 - Beacon Valley Rd. (East) – Full reconstruction.
 - Church St. Rehab – Addition of drainage elements and improvements to existing project.
 - Avenue and Feldspar Paving – Paving of current deteriorating road conditions.

May 9, 2024 FINAL PROPOSED

- EVS Charging and Commuter Lot – Replacement of outdated and malfunctioning charging stations and one (1) additional level 2 charging station, a shelter may be installed. Additionally, paving of the parking lot alongside electrical enhancements.
- **Recreation:**
 - Riverbend Park Expansion – Removal of Town-owned structure on Hubbel Ave. and realignment of property lines.
- **WWTP:**
 - Electrical upgrades and a new generator (on-going multi-year project).
- **Town Clerk:**
 - Office Remodel – Upgrades and improvements for outdated fixtures in Town Clerk office.
- **Selectman/Townwide:**
 - Community/Senior/Library Center – Repurpose of engineering and professional services funds for community center architectural in the event that the DECD CIF grant application gets awarded.
 - Rimmon Hill Schoolhouse Rehab – After being donated to the Town by its previous owner, the Town is interested in saving this historic building.
 - Transfer to Vehicle Replacement – Annual contribution for future Fire Dept. vehicle purchases.
- **Town Hall:**
 - Flooring for 1st and 2nd Floor – Replacement of outdated flooring beyond its useful life.
 - Replace 2 Outdated AC Units – Replacement of outdated AC units beyond their useful life.
 - Outdoor Staircase to Roof – Construction and completion of outdoor staircase leading to the Town Hall's roof.
- **Senior/Health Services:**
 - Additional Vehicle – In cases of 1-2 passengers needing transportation.
 - Community Engagement Pavilion/Bocce Court – The installation of a pavilion and a bocce court.

TOBF FY25 Approved Capital Projects Total Spending (All Funds) = \$22,493,417



May 9, 2024 FINAL PROPOSED

Town of Beacon Falls FY25 Capital Projects By Fund (\$total)

Project	From Private Duty Fund	From Bonded Projects Fund	From Sewer Fund	From General Fund Balance	Vehicle Replacement Fund	Potential Grants	From Town Clerk Fund
Assessor: Revaluation				\$50,000			
Town Clerk: Office Remodel							\$18,000
Selectmen/Townwide: Community/Senior/Library Center and Hill Neighborhood Paving		\$1,000,000		\$41,510		\$18,759,848	
Selectman/Townwide: Rimmon Hill Schoolhouse Rehabilitation				\$50,000		\$50,000	
Town Hall/Townwide: Annual Transfer to Vehicle Replacement Fund				\$50,000			
Town Hall: Flooring (1 st and 2 nd Floor)				\$6,000			
Town Hall: Replace (2) Older AC Units				\$33,000			
Town Hall: Outdoor Staircase to Roof				\$15,000			
Fire & EMS: Lease Payment (3 of 5) for Engine & Tanker				\$161,960	\$300		
Fire & EMS: New Ambulance Lease Payment					\$60,475		
Fire & EMS: RIT Pack and Training				\$852		\$16,179	
Fire & EMS: SCBA Masks				\$10,750			
Fire & EMS: Large Diameter Hose Replacement				\$20,000			
Fire & EMS: 3 Air Paks				\$27,501			
Police: Patrol Car Replacement	\$67,700						
Police: Portable Radios	\$10,776						
Police: New Sign at Police Station	\$3,000						
PW: Lease Payment for New Plow Truck (1 of 7)				\$19,935	\$20,000		
PW: Matthies Park Garage Doors				\$16,061			
PW: Asphalt Roller				\$22,190			
PW: Town Garage Roof				\$103,800			
PW: Town Garage Siding				\$5,277		\$19,088	
PW: F-350 Vehicle Replacement				\$78,900			
PW: Salt Shed Roof				\$42,700			
PW: Sidewalk Snowblower				\$36,500			
PW: Transfer Station Parking Lot Paving				\$12,683		\$57,317	
PW: Pent Rd. Park Walking Track Replacement				\$22,000			
PW: Street Master Plan - Preventative/Rehabilitate/Reconstruct							
Recreation: Riverbend Park Expansion				\$50,000			
Recreation: Rimmon Hill Schoolhouse Renovation				\$50,000		\$50,000	
Roads/Infra.: Church Street Rehab		\$150,000					
Roads/Infra.: Avenue and Feldspar Paving Project		\$700,000					
Roads/Infra.: EV Charging Stations – Commuter Lot		\$60,000				\$97,220	
Senior/ Health Services: Additional Vehicle for Senior Rides						\$26,000	
Senior/ Health Services: Community Engagement Pavilion/Bocce Court						\$23,145	
WWTP: WWTP Electrical Upgrades & Generator			\$477,750				
TOTALS:	\$81,476	\$1,910,000	\$477,750	\$876,619	\$80,775	19,048,797	\$18,000

Disclaimers: 2020 bond was already voted on; project budgets above being included above for transparency purposes only. Grants include both awarded and applied to – projects may be affected if an application is unsuccessful. There are Congressionally Directed Spending (CDS) applications that have also been submitted for the center and North Main St. rehab, but notice of award is 12+months so they are not represented above.

In addition to the annual capital budget shown on the previous page, the Town of Beacon Falls maintains a 5-year Capital Improvement Plan (CIP). A summarized version is provided below. The exhaustive 5-Year CIP will be updated mid-year FY25.

Capital Improvement Plan							
Purpose	Fiscal 2021-22	Fiscal 2022-23	Fiscal 2023-24	Fiscal 2024-25	Fiscal 2025-26	Fiscal 2026-27	Total
Assessor/Tax	\$ 100,000	\$ -	\$ -	\$ -	\$ 75,000	\$ 20,000	\$ 195,000
Clerk	5,000	-	-	-	-	-	5,000
Finance	17,735	-	-	-	-	-	17,735
Fire & EMS, Fire Marshal	774,822	417,000	910,000	95,000	199,000	271,100	2,666,922
Library	-	5,000	-	-	-	5,000	10,000
Police	43,695	57,400	15,000	22,140	20,000	144,966	303,201
Parks & Recreation	18,885	100,000	100,000	100,000	100,000	164,494	583,379
Public Works	133,551	241,000	140,000	775,000	196,000	294,746	1,780,297
Senior/Health Services	-	-	-	70,000	-	-	70,000
Townwide Roadwork	3,510,606	2,039,658	1,000,000	1,000,000	1,000,000	828,463	9,378,727
Townwide Buildings & Infrastructure ..	119,498	25,000	25,000	25,000	25,000	25,000	244,498
Waste Water Treatment	100,467	439,658	368,281	64,000	50,000	40,000	1,062,406
Waste Water Treatment Upgrades	500,000	800,000	3,000,000	3,000,000	3,000,000	3,000,000	13,300,000
Total	\$ 5,324,259	\$ 4,124,716	\$ 5,558,281	\$ 5,151,140	\$ 4,665,000	\$ 4,793,769	\$ 29,617,165
Funding	Fiscal 2021-22	Fiscal 2022-23	Fiscal 2023-24	Fiscal 2024-25	Fiscal 2025-26	Fiscal 2026-27	Total
Tax Revenue	\$ 897,204	\$ 700,000	\$ 700,000	\$ 464,500	\$ 350,000	\$ 350,000	\$ 3,461,704
Sewer Waste Water Treatment Fund	300,000	200,000	200,000	100,000	75,000	75,000	950,000
Police Private Duty Fund	43,695	25,000	25,000	25,000	25,000	25,000	168,695
Equipment Replacement Fund	-	211,300	215,000	215,000	215,000	215,000	1,071,300
Grants	589,552	358,000	3,050,000	3,346,640	3,000,000	3,128,769	13,472,961
ARPA	593,808	880,416	368,281	-	-	-	1,842,505
Bonding	2,900,000	1,750,000	1,000,000	1,000,000	1,000,000	1,000,000	8,650,000
Total Funding Sources	\$ 5,324,259	\$ 4,124,716	\$ 5,558,281	\$ 5,151,140	\$ 4,665,000	\$ 4,793,769	\$ 29,617,165

DEBT SERVICE SCHEDULE

In order to fund the majority of large road and infrastructure projects notated throughout the budget, the Town of Beacon Falls must issue debt. Below is the most current version of the Town's debt service schedule, which incorporates a 2014, 2016 and 2021 bond. The Town has thankfully contributed additional funds to its debt service fund to attempt to support the higher years, so that it won't drastically affect the budget and/or the mill rate. The next bond is anticipated for FY24.

Town of Beacon Falls Debt Management Plan

EXISTING													
Fiscal Year	Bond Issue 7/28/16				Bond Relssue 12/14/2020 (2014 Bond)			\$4M BAN	Bond Issue 12/14/2021 (\$6M New Issue)			FISCAL YEAR TOTAL	
	Principal	Interest	Interest	TOTAL	Principal	Interest	TOTAL		Principal	Interest	Total		
2024	\$ 260,000	\$ 27,075	\$ 23,175	\$ 310,250	\$ 320,000	\$ 102,200	\$ 422,200		\$ 300,000	\$ 160,500	\$ 460,500	\$ 1,192,950	
2025	\$ 260,000	\$ 23,175	\$ 20,575	\$ 303,750	\$ 325,000	\$ 86,200	\$ 411,200		\$ 300,000	\$ 145,500	\$ 445,500	\$ 1,160,450	
2026	\$ 260,000	\$ 20,575	\$ 17,975	\$ 298,550	\$ 330,000	\$ 69,950	\$ 399,950		\$ 300,000	\$ 130,500	\$ 430,500	\$ 1,129,000	
2027	\$ 260,000	\$ 17,975	\$ 15,375	\$ 293,350	\$ 330,000	\$ 53,450	\$ 383,450		\$ 300,000	\$ 115,500	\$ 415,500	\$ 1,092,300	
2028	\$ 250,000	\$ 15,375	\$ 12,875	\$ 278,250	\$ 330,000	\$ 36,950	\$ 366,950		\$ 300,000	\$ 100,500	\$ 400,500	\$ 1,045,700	
2029	\$ 250,000	\$ 12,875	\$ 10,375	\$ 273,250	\$ 325,000	\$ 20,450	\$ 345,450		\$ 300,000	\$ 85,500	\$ 385,500	\$ 1,004,200	
2030	\$ 250,000	\$ 10,375	\$ 7,875	\$ 268,250	\$ 55,000	\$ 4,200	\$ 59,200		\$ 300,000	\$ 75,000	\$ 375,000	\$ 702,450	
2031	\$ 250,000	\$ 7,875	\$ 5,375	\$ 263,250	\$ 55,000	\$ 3,100	\$ 58,100		\$ 300,000	\$ 69,000	\$ 369,000	\$ 690,350	
2032	\$ 250,000	\$ 5,375	\$ 2,875	\$ 258,250	\$ 50,000	\$ 2,000	\$ 52,000		\$ 300,000	\$ 63,000	\$ 363,000	\$ 673,250	
2033	\$ 50,000	\$ 2,875	\$ 2,344	\$ 55,219	\$ 50,000	\$ 1,000	\$ 51,000		\$ 300,000	\$ 57,000	\$ 357,000	\$ 463,219	
2034	\$ 50,000	\$ 2,344	\$ 1,781	\$ 54,125					\$ 300,000	\$ 51,000	\$ 351,000	\$ 405,125	
2035	\$ 50,000	\$ 1,781	\$ 1,188	\$ 52,969					\$ 300,000	\$ 45,000	\$ 345,000	\$ 397,969	
2036	\$ 50,000	\$ 1,188	\$ 594	\$ 51,781					\$ 300,000	\$ 39,000	\$ 339,000	\$ 390,781	
2037	\$ 50,000	\$ 594		\$ 50,594					\$ 300,000	\$ 33,000	\$ 333,000	\$ 383,594	
2038									\$ 300,000	\$ 27,000	\$ 327,000	\$ 327,000	
2039									\$ 300,000	\$ 21,000	\$ 321,000	\$ 321,000	
2040									\$ 300,000	\$ 15,000	\$ 315,000	\$ 315,000	
2041									\$ 300,000	\$ 9,000	\$ 309,000	\$ 309,000	
2042									\$ 300,000	\$ 3,000	\$ 303,000	\$ 303,000	
Totals	\$ 2,540,000	\$ 149,456	\$ 122,381	\$ 2,811,838	\$ 2,170,000	\$ 379,500	\$ 2,549,500	\$ -	\$ 5,700,000	\$ 1,245,000	\$ 6,945,000	\$ 12,306,338	

*The Town will see higher costs in FY23-FY29. Please see Fund Balance Analysis section for an approved usage of excess debt service funds to stabilize fluctuations.

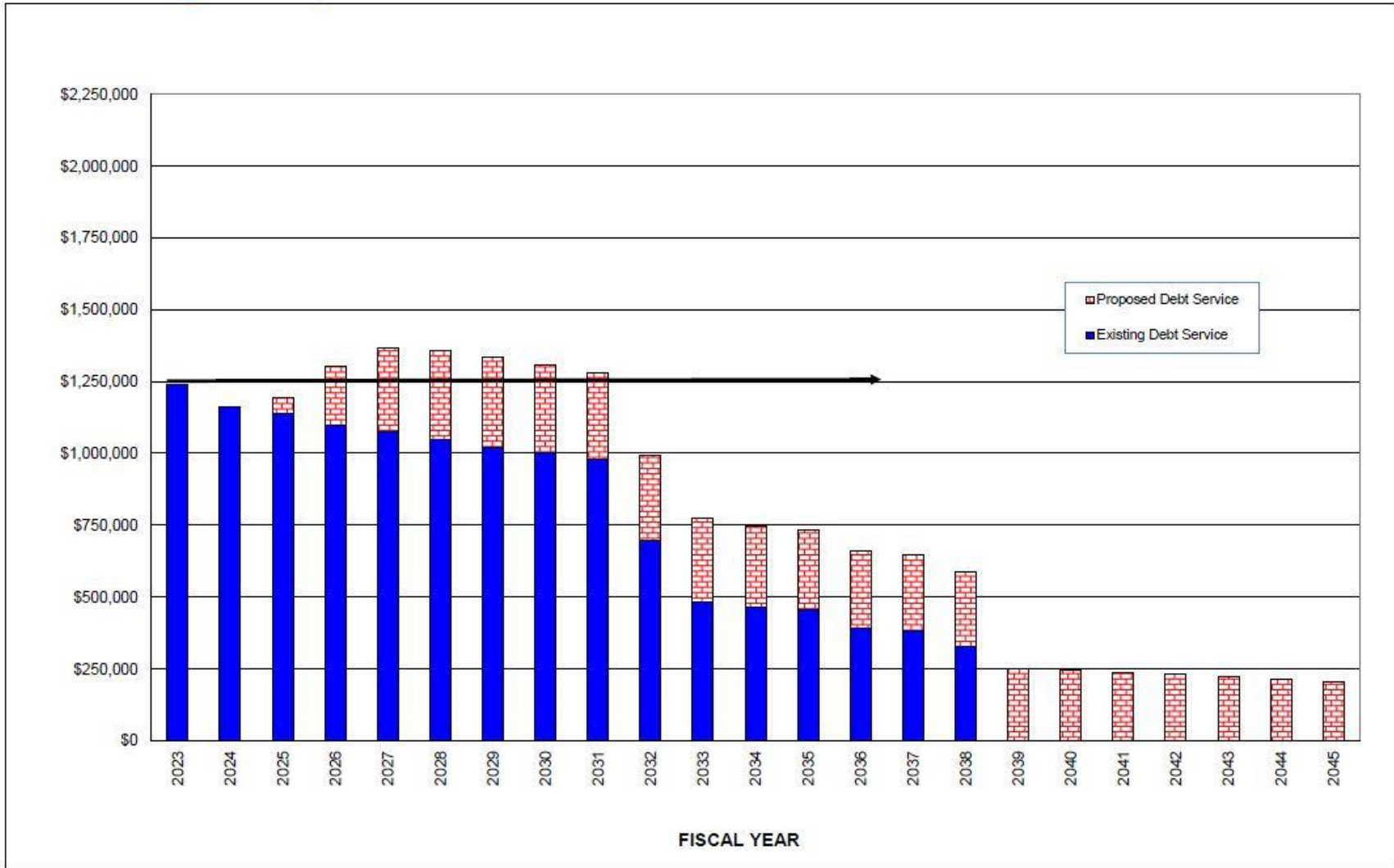
May 9, 2024 FINAL PROPOSED

The Town is examining the possibility of another debt issue as shown in the capital plan. The amount is still being decided. This issue will be presented via resolution in a town meeting for vote, however, the Town wanted to forecast the plan to residents in advance. Below are the estimated effects on overall debt service.

Existing & Proposed (\$4,000,000) Debt Service

(A)	(B)	(C)	(D)	(E)	(F)	(G)	(H)	(I)	(J)	(K)	(L)
					==> Proposed Debt Service						
	<i>Existing Bond Debt Service</i>										
			Total		\$2,500,000 BANS	\$4,000,000 Bonds Dated 10/15/24 3.50% with - 20 yr. Term			Total	Total	Annual
Fiscal Year	Principal	Interest	Existing Debt Service	Annual Change	Dated Oct 2023 Due Oct 2024	Principal	Interest	Total	Proposed Debt Service	Existing & Proposed Debt	Change
2023	930,000	309,150	1,239,150		-	-	-	-	-	1,239,150	
2024	885,000	277,200	1,162,200	(76,950)	-	-	-	-	-	1,162,200	(76,950)
2025	890,000	247,300	1,137,300	(24,900)	62,500	-	55,000	55,000	117,500	1,254,800	92,600
2026	880,000	219,300	1,099,300	(38,000)	-	-	205,500	205,500	205,500	1,304,800	50,000
2027	885,000	192,600	1,077,600	(21,700)	-	150,000	140,000	290,000	290,000	1,367,600	62,800
2028	880,000	167,300	1,047,300	(30,300)	-	180,000	129,763	309,763	309,763	1,357,063	(10,538)
2029	880,000	142,100	1,022,100	(25,200)	-	190,000	123,025	313,025	313,025	1,335,125	(21,938)
2030	880,000	121,500	1,001,500	(20,600)	-	190,000	116,375	306,375	306,375	1,307,875	(27,250)
2031	875,000	105,500	980,500	(21,000)	-	190,000	109,725	299,725	299,725	1,280,225	(27,650)
2032	605,000	89,500	694,500	(286,000)	-	195,000	103,075	298,075	298,075	992,575	(287,650)
2033	405,000	75,469	480,469	(214,031)	-	195,000	96,425	291,425	291,425	771,894	(220,681)
2034	400,000	63,375	463,375	(17,094)	-	195,000	89,775	284,775	284,775	748,150	(23,744)
2035	400,000	53,188	453,188	(10,188)	-	195,000	83,125	278,125	278,125	731,313	(16,838)
2036	350,000	40,781	390,781	(62,406)	-	195,000	76,475	271,475	271,475	662,256	(69,056)
2037	350,000	33,594	383,594	(7,188)	-	195,000	69,825	264,825	264,825	648,419	(13,838)
2038	300,000	27,000	327,000	(56,594)	-	195,000	63,175	258,175	258,175	585,175	(63,244)
2039	300,000	21,000	321,000	(6,000)	-	195,000	56,525	251,525	251,525	572,525	(12,650)
2040	300,000	15,000	315,000	(6,000)	-	195,000	49,875	244,875	244,875	559,875	(12,650)
2041	300,000	9,000	309,000	(6,000)	-	195,000	43,225	238,225	238,225	547,225	(12,650)
2042	300,000	3,000	303,000	(6,000)	-	195,000	36,575	231,575	231,575	534,575	(12,650)
2043	-	-	-	(303,000)	-	195,000	29,925	224,925	224,925	224,925	(309,650)
2044	-	-	-	-	-	190,000	23,275	213,275	213,275	213,275	(11,650)
2045	-	-	-	-	-	190,000	16,625	206,625	206,625	206,625	(6,650)
2046	-	-	-	-	-	190,000	9,975	199,975	199,975	199,975	(6,650)
2047	-	-	-	-	-	190,000	3,325	193,325	193,325	193,325	(6,650)
2048	-	-	-	-	-	-	-	-	-	-	(193,325)
Totals	11,995,000	2,212,856	14,207,856		62,500	4,000,000	1,730,588	5,730,588	5,793,088	20,000,944	

Existing & Proposed Debt Service



CREDIT RATING

“The Town’s credit rating got a boost to AA+ following its latest debt issue. S&P Global Ratings raised the town’s credit rating... due to meeting the financial services agency’s requirements at an optimal level.”

- Andreas Yilma, Citizen’s News/Republican-American, December 2nd, 2021

In December of 2021, Beacon Falls’ Credit Rating received a boost from AA to AA+ by Standard and Poor’s (S&P) Global Ratings. As evidenced by this improvement, the Town’s financial position is healthy and outperforms towns across the state; it is very rare for a Town to receive a credit rating upgrade. Beacon Falls scored well in S&P’s areas of management practices, financial performance, debt management, and long-term liabilities. Thanks to this upgrade, borrowing costs are lower, keeping taxes and debt levels low and allowing the Town to perform much needed maintenance/upgrades. ‘AA’ indicates the chance of the obligor to repay and fulfill its financial commitments is strong. The issuer is financially robust, having sufficient revenues and cash reserves to meet its debt obligations. Municipal ‘AAA’ ratings are for municipalities that have a completely different economic climate and grand list to Beacon Falls. Therefore, Beacon Falls has attained the highest credit rating achievable in its capacity.

Beacon Falls

Credit Risk



Investment Grade

RCredit Grade	Moody’s	Fitch	S&P Global Ratings
Highest	Aaa	AAA	AAA
Very High	Aa1	AA+	AA+
	Aa2	AA	AA
	Aa3	AA	AA-
High	A1	A+	A+
	A2	A	A
	A3	A-	A-
Good	Baa1	BBB+	BBB+
	Baa2	BBB	BBB
	Baa3	BBB-	BBB-
	Baa4		
Speculative	Ba1	BB+	BB+
	Ba2	BB	BB
	Ba3	BB-	BB-
Very Speculative	B1	B+	B+
	B2	B	B
	B3	B-	B-
High Risks – In Default	Caa1, Caa2, Caa3, Ca	CCC, CC, C, RD, D	CCC+, CCC, CCC-, CC, C, D