

Town Only

Terminal / Batch	
Terminal	10
Batch	440

Cash	0.00	0
Check	0.00	0
Credit Card	0.00	0
Total	0.00	0

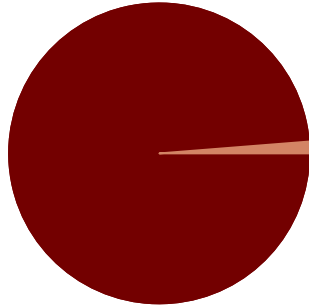
Last Assessor Bridge	
Run on:	05/16/2022

Percent Collection as of 06/01/2022

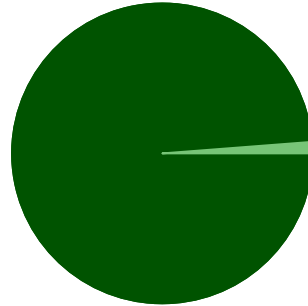
REAL ESTATE
 Uncollected - 1.28%
 Collected - 98.72%

PERSONAL PROPERTY
 Uncollected - 1.22%
 Collected - 98.78%

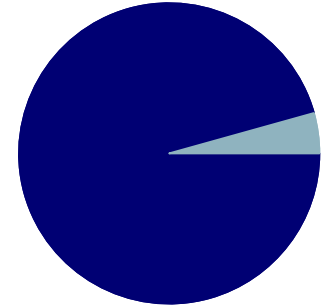
MV REGULAR
 Uncollected - 4.33%
 Collected - 95.67%



■ Total Due = \$184,530.06
■ Total Paid = \$14,288,407.44



■ Total Due = \$13,971.71
■ Total Paid = \$1,131,874.46



■ Total Due = \$77,434.87
■ Total Paid = \$1,711,473.07

Type	Total Billed	Total Paid	Total Due	Percent Collected
REAL ESTATE	14,472,937.50	14,288,407.44	184,530.06	98.72
PERSONAL PRO	1,145,846.17	1,131,874.46	13,971.71	98.78
MOTOR VEHICL	1,788,907.94	1,711,473.07	77,434.87	95.67
MOTOR SUPPLE	286,266.04	247,259.86	39,006.18	86.37
SEWER ASSESS	49,527.45	80,874.70	-31,347.25	163.29
WATER	10,450.00	15,719.51	-5,269.51	150.43
TOTALS:	\$17,753,935.10	\$17,475,609.04	\$278,326.06	

Original Beginning Balance Totals

Type	Count	Gross Assessment	Exemptions	Net Assessment	First Installment	Second Installment	Total Tax
REAL ESTATE	2,361	379,885,663	2,782,890	377,102,773	6,520,275.67	6,519,824.34	13,040,100.01
REAL ESTATE C	81	8,986,860	304,000	8,682,860	109,053.21	108,835.64	217,888.85
REAL ESTATE X	87	41,682,580	41,682,580	0	0.00	0.00	0.00
PERSONAL PROPERTY	273	37,702,139	4,814,245	32,887,894	576,015.79	571,772.58	1,147,788.37
MOTOR VEHICLE	5,799	52,552,590	467,380	52,085,210	1,811,888.34	0.00	1,811,888.34
MOTOR SUPPLEMENTAL	1,198	15,430,670	21,020	15,409,650	288,904.57	0.00	288,904.57
SEWER ASSESSMENT	228	0	0	0	42,943.44	0.00	42,943.44
WATER	176	0	0	0	9,652.76	0.00	9,652.76
TOTALS:	10,203	536,240,502	50,072,115	486,168,387	9,358,733.78	7,200,432.56	16,559,166.34

Waived Bills

Type	Count	Gross Assessment	Exemptions	Net Assessment	Total Tax	Waived Amount
TOTALS:	0	0	0	0	0.00	0.00

Summary of Cash Collections - Year to Date

Type	Taxes	Bond Int	Interest	Lien	Fees	Total
REAL ESTATE	14,288,407.44	0.00	25,526.07	0.00	86.00	14,314,019.51
PERSONAL PROPERTY	1,131,874.46	0.00	1,135.29	0.00	20.00	1,133,029.75
MOTOR VEHICLE	1,711,473.07	0.00	17,801.70	0.00	0.00	1,729,274.77
MOTOR SUPPLEMENTAL	247,259.86	0.00	2,076.80	0.00	20.00	249,356.66
SEWER ASSESSMENT	7,782.09	348.13	145.64	24.00	0.00	8,299.86
WATER	627.46	594.30	143.44	0.00	0.00	1,365.20
TOTALS:	17,387,424.38	942.43	46,828.94	24.00	126.00	17,435,345.75

Summary of Cash Collections - Monthly for June 2022

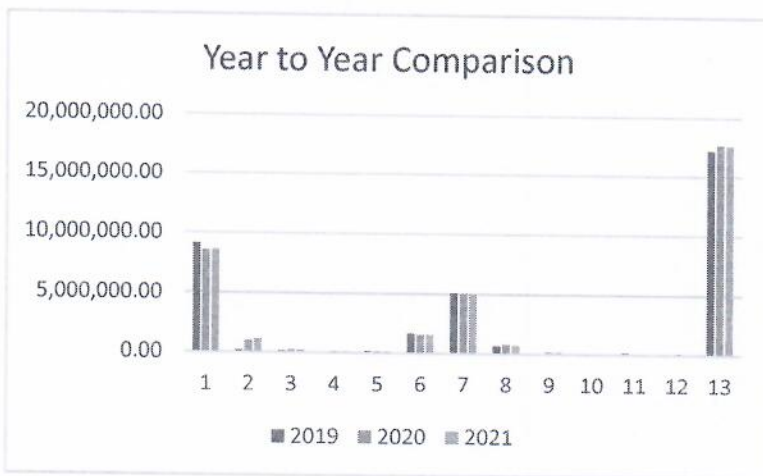
Type	Taxes	Bond Int	Interest	Lien	Fees	Total
TOTALS:	0.00	0.00	0.00	0.00	0.00	0.00

END OF MONTH BALANCING

MAY 2022

Last Months Uncollected Tax on GRBBS-		<u>\$ 712,233.74</u>
Subtract TAX collected on CASH REPORT for Month-		<u>\$ 43,306.68</u>
Subtotal-		<u>\$ 668,927.06</u>
Add in Bounced Checks (Tax Column only)		<u>\$ 0</u>
	Subtotal-	<u>\$ 668,927.06</u>
Add in Refunds (Tax Column only)		<u>\$ 0</u>
	Subtotal-	<u>\$ 668,927.06</u>
Adjustments-Add if net is increase		<u>\$ 0</u>
-Subtract if net is Decrease		<u>\$ 2,636.82</u>
	Subtotal-	<u>\$ 666,290.24</u>
Transfers-Add if tax amount is negative		<u>\$ 86.40</u>
-Subtract if positive	Subtotal-	<u>\$ 0</u>
Suspense put on as of -subtract		<u>\$ 49,392.01</u>
	Subtotal-	<u>\$ 616,984.63</u>
Current Month Uncollected Tax on GRBBS-		<u>\$ 616,984.63</u>
	Difference	<u>(\$0)</u>

2019	2020	2021
9,117,165.84	8,573,199.72	8,611,535.15
166,620.26	1,003,938.34	1,059,699.61
122,642.04	213,098.04	202,948.93
68,328.89	95,583.22	75,182.71
102,753.49	92,086.00	100,251.10
1,623,993.21	1,552,768.70	1,545,806.94
5,080,846.35	5,008,797.15	5,045,762.38
651,254.96	787,363.88	711,920.36
58,654.71	179,706.93	173,990.64
33,637.66	58,292.17	54,743.44
144,647.84	43,859.33	43,306.68
49,268.53	74,345.47	
17,219,813.78	17,683,038.95	17,625,147.94



GRAND RATEBOOK BALANCE SHEET REPORT
TOWN OF BEACON FALLS
GRAND LIST YEAR 2020

Year: 2005 To 2021, Pay Date: 04/30/2022, Time: 06/02/2022 10:47:07 am All

Page: 2

Conditions: Recap By Year: Yes Recap By Dist: No Act/Susp: Active, Cycle: 00 To 00, Type: CITY, Bill Type: 14 CODE T

YEAR/TYPE	ACTS	BEGINNING BALANCE	LAWFUL INC.	CORRECTIONS DEC.	TAXES COLLECTABLE	CURRENT SUSPENSE	TAXES/BINT PAID	INTEREST PAID	L+FEES PAID	TOTAL PAID	OVER PAID	UNCOLLECTED TAXES
MOTOR VEH	4	627.05	0.00	0.00	627.05	0.00	0.00	0.00	0.00	0.00	-27.86	627.05
MVS	3	744.22	0.00	0.00	744.22	0.00	0.00	0.00	0.00	0.00	0.00	744.22
YR: 2012	16	10,616.59	0.00	0.00	10,616.59	0.00	0.00	0.00	0.00	0.00	-27.86	10,616.59
REAL ESTAT	9	9,782.90	0.00	0.00	9,782.90	0.00	0.00	170.00	0.00	170.00	0.00	9,782.90
MOTOR VEH	4	255.27	0.00	0.00	255.27	0.00	0.00	108.70	0.00	108.70	-111.10	255.27
YR: 2013	13	10,038.17	0.00	0.00	10,038.17	0.00	0.00	278.70	0.00	278.70	-111.10	10,038.17
REAL ESTAT	12	9,832.60	0.00	0.00	9,832.60	0.00	0.00	0.00	0.00	0.00	0.00	9,832.60
PERS PROP	2	0.00	0.00	0.00	0.00	0.00	0.00	0.00	0.00	0.00	0.00	0.00
MOTOR VEH	9	-498.94	0.00	0.00	-498.94	0.00	0.00	0.00	0.00	0.00	-498.94	-498.94
YR: 2014	23	9,333.66	0.00	0.00	9,333.66	0.00	0.00	0.00	0.00	0.00	-498.94	9,333.66
REAL ESTAT	23	14,607.24	0.00	0.00	14,607.24	0.00	3,685.68	1,844.90	0.00	5,530.58	0.00	10,921.56
PERS PROP	2	0.00	0.00	0.00	0.00	0.00	0.00	0.00	0.00	0.00	0.00	0.00
MOTOR VEH	12	-15.54	0.00	0.00	-15.54	0.00	0.00	0.00	0.00	0.00	-15.54	-15.54
MVS	2	0.00	0.00	0.00	0.00	0.00	0.00	0.00	0.00	0.00	0.00	0.00
YR: 2015	39	14,591.70	0.00	0.00	14,591.70	0.00	3,685.68	1,844.90	0.00	5,530.58	-15.54	10,906.02
REAL ESTAT	43	27,770.00	0.00	-548.92	27,221.08	0.00	11,811.61	6,240.77	48.00	18,100.38	0.00	15,409.47
PERS PROP	1	0.00	0.00	0.00	0.00	0.00	0.00	0.00	0.00	0.00	0.00	0.00
MOTOR VEH	20	-14.43	0.00	0.00	-14.43	0.00	0.00	0.00	0.00	0.00	-14.43	-14.43
MVS	7	0.00	0.00	0.00	0.00	0.00	0.00	0.00	0.00	0.00	0.00	0.00
YR: 2016	71	27,755.57	0.00	-548.92	27,206.65	0.00	11,811.61	6,240.77	48.00	18,100.38	-14.43	15,395.04
REAL ESTAT	52	44,581.82	0.00	-548.92	44,032.90	0.00	25,027.27	13,099.18	174.75	38,301.20	0.00	19,005.63
PERS PROP	6	14,578.63	0.00	0.00	14,578.63	0.00	1,891.54	1,041.63	0.00	2,933.17	0.00	12,687.09
MOTOR VEH	66	16,735.79	0.00	0.00	16,735.79	0.00	2,494.95	1,579.64	413.21	4,487.80	-106.84	14,240.84
MVS	31	5,166.08	0.00	-396.69	4,769.39	0.00	482.80	369.74	114.83	967.37	-26.50	4,286.59
YR: 2017	155	81,062.32	0.00	-945.61	80,116.71	0.00	29,896.56	16,090.19	702.79	46,689.54	-133.34	50,220.15
REAL ESTAT	62	72,176.47	0.00	-1,098.56	71,077.91	0.00	45,170.87	15,752.28	396.00	61,319.15	-40.16	25,907.04

GRAND RATEBOOK BALANCE SHEET REPORT
TOWN OF BEACON FALLS
GRAND LIST YEAR 2020

Year: 2005 To 2021, Pay Date: 04/30/2022, Time: 06/02/2022 10:47:08 am All

YEAR/TYPE	ACTS	BEGINNING BALANCE	LAWFUL INC.	CORRECTIONS DEC.	Active, TAXES COLLECTABLE	Cycle: 00 To 00, Type: CITY, Bill Type: 14 CODE T	TAXES CURRENT SUSPENSE	TAXES/BINT PAID	INTEREST PAID	L+FEES PAID	TOTAL PAID	OVER PAID	UNCOLLECTED TAXES
PERS PROP	26	11,365.65	0.00	0.00	***REFUND*** 11,365.65	0.00	-549.64	-43.33	0.00				
MOTOR VEH	260	26,657.84	0.10	-563.98	26,093.96	0.00	2,679.61	1,036.88	0.00	3,716.49	0.00	8,686.04	
MVS	111	7,608.02	0.00	0.00	***REFUND*** 7,608.02	0.00	-765.74	-50.01	-35.29	4,849.95	-733.35	23,397.12	
YR: 2018	459	117,807.98	0.10	-1,662.54	116,145.54	0.00	53,186.40	19,213.65	1,540.93	73,940.98	-773.51	62,959.14	
					REFUND		-1,315.38	-93.34	-35.29				
REAL ESTAT	2,749	137,084.94	2.47	-1,098.56	135,988.85	0.00	53,721.34	10,787.85	648.00	65,157.19	-1,460.07	82,267.51	
PERS PROP	273	17,278.05	3.62	0.00	***REFUND*** 17,281.67	0.00	-549.64	0.00	0.00				
MOTOR VEH	5,939	53,647.59	464.54	-3,607.63	50,504.50	0.00	4,089.76	597.82	18.00	4,705.58	0.00	13,191.91	
MVS	915	25,174.93	607.17	-1,871.51	***REFUND*** 23,910.59	0.00	22,349.25	6,727.51	1,938.70	31,015.46	-663.99	28,155.25	
YR: 2019	9,876	233,185.51	1,077.80	-6,577.70	227,685.61	0.00	95,990.46	20,759.69	2,604.70	119,354.85	-2,187.70	131,695.15	
					REFUND		-3,763.52	-21.16	0.00				
REAL ESTAT	2,772	14,456,424.86	23,934.54	-7,421.90	14,472,937.50	0.00	14,255,694.41	17,715.19	80.00	14,273,489.60	-12,539.08	217,243.09	
PERS PROP	273	1,147,788.37	1,881.12	-3,823.32	***REFUND*** 1,145,846.17	0.00	-4,702.84	0.00	0.00				
MOTOR VEH	5,799	1,811,888.34	10,501.17	-32,145.68	***REFUND*** 1,790,243.83	0.00	1,131,915.14	1,135.29	20.00	1,133,070.43	0.00	13,931.03	
MVS	1,198	288,904.57	538.76	-3,080.97	***REFUND*** 286,362.36	0.00	-13,595.30	0.00	0.00				
YR: 2020	10,042	17,705,006.14	36,855.59	-46,471.87	17,695,389.86	0.00	17,337,563.46	37,582.41	120.00	17,375,265.87	-13,052.14	357,826.40	
					REFUND		-28,795.58	-21.00	0.00				
Grand Total	20,781	18,262,641.06	37,933.49	-56,206.64	18,244,367.91	0.00	17,532,134.17	102,010.31	5,016.42	17,639,160.90	-16,814.56	712,233.74	
					REFUND		-33,874.48	-135.50	-35.29				

May
CASH REPORT
TOWN OF BEACON FALLS

MONTHLY REPORT BY BILLING YEAR CASH: CITY Date: 06/02/2022 Pay Date: 05/01/2022 To 05/31/2022 Time: 10:49:10 Page: 2
 Condition: Year From: 2005 TO 2021 District: All Term# Total Only: NO Bill Type: 14 CODE T Susp/Credit: ALL Cycle #: 00 TO 00
 Recap Option: Year Type

BILL #	S-D	CITY Gross	INTEREST Exmpt	LIEN Net	FEES Tax	BINT	TOTAL	DATE PAID	K	TP	OVR	BATCH	TRANS#	TERM#	NAME
2016-2-0040019	Y	84.71	132.08	0.00	0.00	0.00	216.79	05/06/2022	#T	P	P	1949	3	3	APPLEGATE B
TOT PERS PROP		84.71	132.08	0.00	0.00	0.00	216.79								
2016-4-0080440	Y	88.64	70.47	0.00	0.00	0.00	159.11	05/23/2022	#T	P		73	7	56	HUTCHINSON
TOT MVS		88.64	70.47	0.00	0.00	0.00	159.11								
TOT YR 2016		173.35	202.55	0.00	0.00	0.00	375.90								
2017-3-0050169		227.61	160.47	0.00	58.21	0.00	446.29	05/03/2022	#T	P		2486	1	2	TS ANDRICOVICH
2017-3-0051331		297.25	209.56	0.00	76.02	0.00	582.83	05/11/2022	#T	P		1532	2	90	TS DELANEY WIL
TOT MOTOR VEH		524.86	370.03	0.00	134.23	0.00	1,029.12								
2017-4-0080663		22.17	64.79	0.00	0.00	0.00	86.96	05/09/2022	#T	P	P	70	3	56	MCCONNELL H
TOT MVS		22.17	64.79	0.00	0.00	0.00	86.96								
TOT YR 2017		547.03	434.82	0.00	134.23	0.00	1,116.08								
2018-3-0050164		177.71	93.30	0.00	40.65	0.00	311.66	05/03/2022	#T	P		2486	2	2	TS ANDRICOVICH
2018-3-0051340		246.99	129.67	0.00	56.50	0.00	433.16	05/11/2022	#T	P		1532	1	90	TS DELANEY WIL
TOT MOTOR VEH		424.70	222.97	0.00	97.15	0.00	744.82								
2018-4-0080912		0.00	19.11	0.00	2.87	0.00	21.98	05/09/2022	#T	P	D	70	6	56	TS SUOZZI JAMI
TOT MVS		0.00	19.11	0.00	2.87	0.00	21.98								
TOT YR 2018		424.70	242.08	0.00	100.02	0.00	766.80								
2019-1-0000480		0.00	425.00	0.00	0.00	0.00	425.00	05/19/2022	#T	P	D	2490	2	2	BURKE BRIAN
2019-1-0000480		0.00	425.00	0.00	0.00	0.00	425.00	05/02/2022	#T	P	D	2484	1	2	BURKE BRIAN
2019-1-0000480		0.00	425.00	0.00	0.00	0.00	425.00	05/24/2022	#T	P	D	2496	1	2	BURKE BRIAN
2019-1-0002021		81.19	3.81	0.00	0.00	0.00	85.00	05/24/2022	#T	P	P	2496	2	2	ROBERTS BYR
TOT REAL ESTATE		81.19	1,278.81	0.00	0.00	0.00	1,360.00								
2019-3-0050157		164.06	56.60	0.00	33.10	0.00	253.76	05/03/2022	#T	P		2486	3	2	TS ANDRICOVICH
2019-3-0050545		92.26	31.83	0.00	18.61	0.00	142.70	05/27/2022	#T	P		1542	3	90	TS BOWEN WILLI
2019-3-0053292		124.56	41.11	0.00	0.00	0.00	165.67	05/16/2022	#T	P	P	71	6	56	MAREK REBEC
TOT MOTOR VEH		380.88	129.54	0.00	51.71	0.00	562.13								
2019-4-0080806		19.46	4.96	0.00	0.00	0.00	24.42	05/05/2022	#T	P		1527	2	90	TICHY SCHYL
TOT MVS		19.46	4.96	0.00	0.00	0.00	24.42								
TOT YR 2019		481.53	1,413.31	0.00	51.71	0.00	1,946.55								
2020-1-0000102		249.01	18.68	0.00	0.00	0.00	267.69	05/02/2022	#T	P		1524	1	90	BARAN THOMA
2020-1-0000126		2,543.47	210.32	0.00	0.00	0.00	2,753.79	05/31/2022	#T	P		1545	1	90	BATTIS KENN
2020-1-0000417		370.64	27.80	0.00	0.00	0.00	398.44	05/14/2022	#T	P		1535	1	90	BOWERING WI
2020-1-0000632		55.73	4.18	0.00	0.00	0.00	59.91	05/11/2022	#T	P		1532	4	90	COLBURN ELM
2020-1-0000647		1,930.85	144.81	0.00	0.00	0.00	2,075.66	05/25/2022	#T	P		1541	3	90	CONTOIS DEL
2020-1-0000744		2,104.01	126.24	0.00	0.00	0.00	2,230.25	05/02/2022	#T	P		1946	1	3	DEGEORGE EL
2020-1-0000798		347.70	4,746.30	0.00	6.00	0.00	5,100.00	05/19/2022	#T	P	P	2490	1	2	WF DIMAIO HOLD
2020-1-0001038		433.18	136.82	0.00	0.00	0.00	570.00	05/05/2022	#T	P		1527	3	90	MITCHELL JA

May
CASH REPORT
TOWN OF BEACON FALLS

MONTHLY REPORT BY BILLING YEAR CASH: CITY Date: 06/02/2022 Pay Date: 05/01/2022 To 05/31/2022 Time: 10:49:11 Page: 3
 Condition: Year From: 2005 TO 2021 District: All Term# Total Only: NO Bill Type: 14 CODE T Susp/Credit: ALL Cycle #: 00 TO 00
 Recap Option: Year Type

BILL #	S-D	CITY Gross	INTEREST Exmpt	LIEN Net	FEES	Tax	BINT	TOTAL	DATE PAID	K	TP	OVR	BATCH	TRANS#	TERM#	NAME
2020-1-0001125		0.01	2.00	0.00	0.00		0.00	2.01	05/12/2022	#	P		1950	1	3	HALPIN FRAN
2020-1-0001167		335.04	40.20	0.00	0.00		0.00	375.24	05/13/2022	#	P		1534	1	90	HERNANDEZ N
2020-1-0001295		2,918.34	350.20	0.00	0.00		0.00	3,268.54	05/12/2022	#	P		1950	2	3	KEAN JEFFRE
2020-1-0001335		4,637.57	347.82	0.00	0.00		0.00	4,985.39	05/18/2022	#	P		2489	1	2	KJELLBERG E
2020-1-0001633		1,371.22	102.84	0.00	0.00		0.00	1,474.06	05/20/2022	#	P		1537	2	90	MCP PROPERT
2020-1-0001852		1,030.77	77.31	0.00	0.00		0.00	1,108.08	05/05/2022	#	P		1527	4	90	PAEZ-PEREZ
2020-1-0001859		761.88	91.43	0.00	0.00		0.00	853.31	05/12/2022	#	P		1533	1	90	PAPP JOHN
2020-1-0002036		23.09	0.00	0.00	0.00		0.00	23.09	05/02/2022	#	P		1946	3	3	RILLSTONE J
2020-1-0002083		100.28	12.03	0.00	0.00		0.00	112.31	05/05/2022	#	P		1948	3	3	ROY RANDALL
2020-1-0002084		1,371.22	102.84	0.00	0.00		0.00	1,474.06	05/03/2022	#	P		1525	1	90	TYKONG LLC
2020-1-0002175		606.07	93.93	0.00	0.00		0.00	700.00	05/05/2022	#	P	P	1948	6	3	SCOTT GEORG
2020-1-0002175		646.32	0.00	0.00	0.00		0.00	646.32	05/23/2022	#	P		2495	1	2	SCOTT GEORG
2020-1-0002257		115.66	4.34	0.00	0.00		0.00	120.00	05/05/2022	#	P	P	1948	4	3	SLINKA ANDR
2020-1-0002390		28.13	0.42	0.00	0.00		0.00	28.55	05/06/2022	#	P		1949	1	3	SZARMACH ED
2020-1-0002390		440.75	28.13	0.00	0.00		0.00	468.88	05/02/2022	#	P	P	1946	2	3	SZARMACH ED
2020-1-0002413		9,550.04	1,146.01	0.00	0.00		0.00	10,696.05	05/04/2022	#	P		2487	1	2	TESTA TAMMY
2020-1-0002483		105.60	7.92	0.00	0.00		0.00	113.52	05/31/2022	#	P		1951	1	3	US BANK TRU
2020-1-0002565		971.49	28.51	0.00	0.00		0.00	1,000.00	05/05/2022	#	P	P	1948	5	3	WHIPPLE GAR
TOT REAL ESTATE		33,048.07	7,851.08	0.00	6.00		0.00	40,905.15								
2020-2-0040179		26.33	0.00	0.00	0.00		0.00	26.33	05/03/2022	#	P		1947	1	3	NORDCO RAIL
TOT PERS PROP		26.33	0.00	0.00	0.00		0.00	26.33								
2020-3-0050522		87.25	14.40	0.00	0.00		0.00	101.65	05/27/2022	#	P		1542	2	90	BOWEN WILLI
2020-3-0050676		94.23	15.55	0.00	0.00		0.00	109.78	05/20/2022	#	P		1537	1	90	BURDZY DERR
2020-3-0050685		379.36	62.59	0.00	0.00		0.00	441.95	05/30/2022	#	P		1544	1	90	BURKE MORG
2020-3-0050825		535.02	88.28	0.00	0.00		0.00	623.30	05/04/2022	#	P		1526	6	90	CARLSON BRU
2020-3-0050829		346.21	57.12	0.00	0.00		0.00	403.33	05/04/2022	#	P		1526	8	90	CARLSON ROB
2020-3-0051534		483.71	79.81	0.00	0.00		0.00	563.52	05/04/2022	#	P		1526	3	90	DUBAIL DAVI
2020-3-0052388		187.41	30.92	0.00	0.00		0.00	218.33	05/02/2022	#	P		2485	1	2	HOWELL SCOT
2020-3-0052762		23.73	3.92	0.00	0.00		0.00	27.65	05/11/2022	#	P		1532	5	90	KOHUTKA LAR
2020-3-0052763		17.45	2.88	0.00	0.00		0.00	20.33	05/11/2022	#	P		1532	6	90	KOHUTKA LAR
2020-3-0052764		97.02	16.01	0.00	0.00		0.00	113.03	05/11/2022	#	P		1532	7	90	KOHUTKA LAR
2020-3-0052765		70.15	11.57	0.00	0.00		0.00	81.72	05/11/2022	#	P		1532	8	90	KOHUTKA LAR
2020-3-0053122		99.12	16.35	0.00	0.00		0.00	115.47	05/19/2022	#	P		2491	2	2	MACDONALD D
2020-3-0053123		67.36	11.11	0.00	0.00		0.00	78.47	05/19/2022	#	P		2491	3	2	MACDONALD D
2020-3-0053346		56.89	9.39	0.00	0.00		0.00	66.28	05/06/2022	#	P		1528	1	90	MCVEIGH CYN
2020-3-0053394		136.11	22.46	0.00	0.00		0.00	158.57	05/27/2022	#	P		2497	1	2	MESSINA VIN
2020-3-0053469		70.70	4.30	0.00	0.00		0.00	75.00	05/10/2022	#	P		1531	1	90	MOFLE SHAYL
2020-3-0053907		429.97	70.95	0.00	0.00		0.00	500.92	05/25/2022	#	P		1541	1	90	PARKINS JAM
2020-3-0053908		66.31	10.94	0.00	0.00		0.00	77.25	05/25/2022	#	P		1541	2	90	PARKINS JAM
2020-3-0054238		304.33	50.21	0.00	0.00		0.00	354.54	05/24/2022	#	P		1540	1	90	REICHLIN BO
2020-3-0054404		214.98	35.47	0.00	0.00		0.00	250.45	05/31/2022	#	P		1545	2	90	ROSA EMANUE
2020-3-0054405		572.36	94.44	0.00	0.00		0.00	666.80	05/31/2022	#	P		1545	3	90	ROSA EMANUE
2020-3-0054431		129.48	21.36	0.00	0.00		0.00	150.84	05/05/2022	#	P		1948	2	3	ROY RANDALL
2020-3-0054432		99.47	16.41	0.00	0.00		0.00	115.88	05/05/2022	#	P		1948	1	3	ROY RANDALL
2020-3-0055063		453.70	74.86	0.00	0.00		0.00	528.56	05/30/2022	#	P		1544	2	90	SWAN EXCAVA
2020-3-0055195		108.89	17.97	0.00	0.00		0.00	126.86	05/05/2022	#	P		1527	1	90	TICHY SCHYL
TOT MOTOR VEH		5,131.21	839.27	0.00	0.00		0.00	5,970.48								
2020-4-0080030		30.92	2.32	0.00	0.00		0.00	33.24	05/04/2022	#	P		1526	9	90	AMBROCIO-JU
2020-4-0080071		105.64	7.92	0.00	0.00		0.00	113.56	05/08/2022	#	P		1530	1	90	BASTEDO-SAM
2020-4-0080088		114.72	8.60	0.00	0.00		0.00	123.32	05/02/2022	#	P		1524	2	90	BENEVIDES P
2020-4-0080155		348.34	26.13	0.00	0.00		0.00	374.47	05/27/2022	#	P		1542	4	90	BURKE JORDA
2020-4-0080178		733.60	55.02	0.00	0.00		0.00	788.62	05/04/2022	#	P		1526	7	90	CARLSON BRU
2020-4-0080241		55.11	4.13	0.00	0.00		0.00	59.24	05/27/2022	#	P		1542	1	90	DAHNN KENNET

May
ADJUSTMENT REPORT
TOWN OF BEACON FALLS

MONTHLY REPORT BY ADJUSTMENT CODE CASH: CITY Date: 06/02/2022 Pay Date: 05/01/2022 To 05/31/2022 Time: 10:49:15 Page: 3
 Condition: Year From: 2005 TO 2021 District: All Term# Bill Type: 14 CODE T Susp/Credit: ALL Cycle #: 00 TO 00

BILL # S-D ADJ ASSM EXEMP CODE COC DATE-PAID MON TP OVR BATCH TRANS# TERM# NAME PLAN

TOT CUR/YR COLL.	-1,432.21	-41038	0
	118.66		
	-1,550.87		
TOT BACK/YR COLL.	-1,204.61	-33555	0
	65.69		
	-1,270.30		
TOT ACTIVE ONLY	-2,636.82	-74593	0
	184.35		
	-2,821.17		
GRAND TOTAL	-2,636.82	-74593	0
	184.35		
	-2,821.17		

**GRAND RATEBOOK BALANCE SHEET REPORT
TOWN OF BEACON FALLS
GRAND LIST YEAR 2020**

Year: 2005 To 2021, Pay Date: 05/31/2022, Time: 06/02/2022 10:46:28 am All											Page: 2	
Conditions: Recap By Year: Yes Recap By Dist: No Act/Susp: Active, Cycle: 00 To 00, Type: CITY, Bill Type: 14 CODE T												
YEAR/TYPE	ACTS	BEGINNING BALANCE	LAWFUL INC.	CORRECTIONS DEC.	TAXES COLLECTABLE	CURRENT SUSPENSE	TAXES/BINT PAID	INTEREST PAID	L+FEES PAID	TOTAL PAID	OVER PAID	UNCOLLECTED TAXES
MOTOR VEH	4	627.05	0.00	0.00	627.05	0.00	0.00	0.00	0.00	0.00	-27.86	627.05
MVS	3	744.22	0.00	0.00	744.22	0.00	0.00	0.00	0.00	0.00	0.00	744.22
YR: 2012	16	10,616.59	0.00	0.00	10,616.59	-1,861.40	0.00	0.00	0.00	0.00	-27.86	8,755.19
REAL ESTAT	9	9,782.90	0.00	0.00	9,782.90	-1,896.40	0.00	170.00	0.00	170.00	0.00	7,886.50
MOTOR VEH	4	255.27	0.00	0.00	255.27	0.00	0.00	108.70	0.00	108.70	-111.10	255.27
YR: 2013	13	10,038.17	0.00	0.00	10,038.17	-1,896.40	0.00	278.70	0.00	278.70	-111.10	8,141.77
REAL ESTAT	12	9,832.60	0.00	0.00	9,832.60	-1,948.92	0.00	0.00	0.00	0.00	0.00	7,883.68
PERS PROP	2	0.00	0.00	0.00	0.00	0.00	0.00	0.00	0.00	0.00	0.00	0.00
MOTOR VEH	9	-498.94	0.00	0.00	-498.94	0.00	0.00	0.00	0.00	0.00	-498.94	-498.94
YR: 2014	23	9,333.66	0.00	0.00	9,333.66	-1,948.92	0.00	0.00	0.00	0.00	-498.94	7,384.74
REAL ESTAT	23	14,607.24	0.00	0.00	14,607.24	-2,439.22	3,685.68	1,844.90	0.00	5,530.58	0.00	8,482.34
PERS PROP	2	0.00	0.00	0.00	0.00	0.00	0.00	0.00	0.00	0.00	0.00	0.00
MOTOR VEH	12	-15.54	0.00	0.00	-15.54	0.00	0.00	0.00	0.00	0.00	-15.54	-15.54
MVS	2	0.00	0.00	0.00	0.00	0.00	0.00	0.00	0.00	0.00	0.00	0.00
YR: 2015	39	14,591.70	0.00	0.00	14,591.70	-2,439.22	3,685.68	1,844.90	0.00	5,530.58	-15.54	8,466.80
REAL ESTAT	43	27,770.00	0.00	-548.92	27,221.08	-2,031.42	11,811.61	6,240.77	48.00	18,100.38	0.00	13,378.05
PERS PROP	1	0.00	0.00	0.00	0.00	0.00	0.00	0.00	0.00	0.00	0.00	0.00
MOTOR VEH	20	-14.43	0.00	0.00	-14.43	0.00	0.00	0.00	0.00	0.00	-14.43	-14.43
MVS	7	0.00	0.00	0.00	0.00	0.00	0.00	0.00	0.00	0.00	0.00	0.00
YR: 2016	71	27,755.57	0.00	-548.92	27,206.65	-2,031.42	11,811.61	6,240.77	48.00	18,100.38	-14.43	13,363.62
REAL ESTAT	52	44,581.82	0.00	-548.92	44,032.90	-1,809.38	25,027.27	13,099.18	174.75	38,301.20	0.00	17,196.25
PERS PROP	6	14,578.63	0.00	0.00	14,578.63	-12,687.09	1,891.54	1,041.63	0.00	2,933.17	0.00	0.00
MOTOR VEH	66	16,735.79	0.00	0.00	16,735.79	-13,822.82	3,019.81	1,949.67	547.44	5,516.92	-106.84	-106.84
MVS	31	5,166.08	0.00	-396.69	4,769.39	-4,290.92	504.97	434.53	114.83	1,054.33	-26.50	-26.50
YR: 2017	155	81,062.32	0.00	-945.61	80,116.71	-32,610.21	30,443.59	16,525.01	837.02	47,805.62	-133.34	17,062.91
REAL ESTAT	62	72,176.47	0.00	-1,098.56	71,077.91	-1,130.50	45,170.87	15,752.28	396.00	61,319.15	-40.16	24,776.54

**GRAND RATEBOOK BALANCE SHEET REPORT
TOWN OF BEACON FALLS
GRAND LIST YEAR 2020**

Year: 2005 To 2021, Pay Date: 05/31/2022, Time: 06/02/2022 10:46:29 am All

Conditions: Recap By Year:Yes Recap By Dist:No Act/Susp: Active, Cycle: 00 To 00, Type: CITY, Bill Type: 14 CODE T

YEAR/TYPE	ACTS	BEGINNING BALANCE	LAWFUL INC.	CORRECTIONS DEC.	TAXES COLLECTABLE	CURRENT SUSPENSE	TAXES/BINT PAID	INTEREST PAID	L+FEES PAID	TOTAL PAID	OVER PAID	UNCOLLECTED TAXES
					REFUND		-549.64	-43.33	0.00			
PERS PROP	26	11,365.65	0.00	0.00	11,365.65	0.00	2,723.41	1,053.31	0.00	3,776.72	0.00	8,642.24
MOTOR VEH	260	26,657.84	0.10	-695.37	25,962.57	0.00	3,121.54	1,727.08	746.15	5,594.77	-864.74	22,841.03
MVS	111	7,608.02	65.69	-318.96	7,354.75	0.00	2,639.08	939.49	498.80	4,077.37	-253.27	4,715.67
YR: 2018	459	117,807.98	65.79	-2,112.89	115,760.88	-1,130.50	53,654.90	19,472.16	1,640.95	74,768.01	-1,158.17	60,975.48
					REFUND		-1,315.38	-93.34	-35.29			
REAL ESTAT	2,749	137,084.94	2.47	-1,098.56	135,988.85	-535.28	54,074.38	12,170.05	648.00	66,892.43	-1,460.07	81,379.19
PERS PROP	273	17,278.05	3.62	0.00	17,281.67	0.00	4,089.76	604.60	18.00	4,712.36	0.00	13,191.91
MOTOR VEH	5,939	53,647.59	464.54	-4,427.58	49,684.55	0.00	22,730.13	6,857.05	1,990.41	31,577.59	-1,197.46	26,954.42
MVS	915	25,174.93	607.17	-1,871.51	23,910.59	0.00	15,849.57	2,651.47	0.00	18,501.04	-63.64	8,061.02
YR: 2019	9,876	233,185.51	1,077.80	-7,397.65	226,865.66	-535.28	96,743.84	22,283.17	2,656.41	121,683.42	-2,721.17	129,586.54
					REFUND		-3,763.52	-21.16	0.00			
REAL ESTAT	2,772	14,456,424.86	23,934.54	-7,421.90	14,472,937.50	0.00	14,288,407.44	25,526.07	86.00	14,314,019.51	-12,539.08	184,530.06
PERS PROP	273	1,147,788.37	1,881.12	-3,823.32	1,145,846.17	0.00	1,131,874.46	1,135.29	20.00	1,133,029.75	0.00	13,971.71
MOTOR VEH	5,799	1,811,888.34	10,619.83	-33,600.23	1,788,907.94	0.00	1,711,473.07	17,801.70	0.00	1,729,274.77	-1,967.61	77,434.87
MVS	1,198	288,904.57	538.76	-3,177.29	286,266.04	0.00	247,259.86	2,076.80	20.00	249,356.66	-96.32	39,006.18
YR: 2020	10,042	17,705,006.14	36,974.25	-48,022.74	17,693,957.65	0.00	17,379,014.83	46,539.86	126.00	17,425,680.69	-14,603.01	314,942.82
					REFUND		-28,795.58	-21.00	0.00			
Grand Total	20,781	18,262,641.06	38,117.84	-59,027.81	18,241,731.09	-49,392.01	17,575,354.45	113,184.57	5,308.38	17,693,847.40	-19,283.56	616,984.63
					REFUND		-33,874.48	-135.50	-35.29			

GRAND RATEBOOK BALANCE SHEET REPORT
TOWN OF BEACON FALLS
GRAND LIST YEAR 2020

Year: 2005 To 2021, Pay Date: 04/30/2022, Time: 06/02/2022 11:03:21 am All

Page: 1

Conditions: Recap By Year: Yes Recap By Dist: No Act/Susp: Active, Cycle: 00 To 00, Type: CITY, Bill Type: 07 WATER

YEAR/TYPE	ACTS	BEGINNING BALANCE	LAWFUL INC.	CORRECTIONS DEC.	TAXES COLLECTABLE	CURRENT SUSPENSE	TAXES/BINT PAID	INTEREST PAID	L+FEES PAID	TOTAL PAID	OVER PAID	UNCOLLECTED TAXES
WATER	2	0.00	0.00	0.00	0.00	0.00	0.00	0.00	0.00	0.00	0.00	0.00
YR: 2007	2	0.00	0.00	0.00	0.00	0.00	0.00	0.00	0.00	0.00	0.00	0.00
WATER	186	3,970.72	0.00	0.00	3,970.72	0.00	0.00	0.00	0.00	0.00	0.00	3,970.72
YR: 2008	186	3,970.72	0.00	0.00	3,970.72	0.00	0.00	0.00	0.00	0.00	0.00	3,970.72
WATER	185	916.32	0.00	0.00	916.32	0.00	0.00	0.00	0.00	0.00	0.00	916.32
YR: 2009	185	916.32	0.00	0.00	916.32	0.00	0.00	0.00	0.00	0.00	0.00	916.32
WATER	187	916.32	0.00	0.00	916.32	0.00	0.00	0.00	0.00	0.00	0.00	916.32
YR: 2010	187	916.32	0.00	0.00	916.32	0.00	0.00	0.00	0.00	0.00	0.00	916.32
WATER	187	1,118.60	0.00	0.00	1,118.60	0.00	0.00	0.00	0.00	0.00	0.00	1,118.60
YR: 2011	187	1,118.60	0.00	0.00	1,118.60	0.00	0.00	0.00	0.00	0.00	0.00	1,118.60
WATER	187	1,221.76	0.00	0.00	1,221.76	0.00	0.00	0.00	0.00	0.00	0.00	1,221.76
YR: 2012	187	1,221.76	0.00	0.00	1,221.76	0.00	0.00	0.00	0.00	0.00	0.00	1,221.76
WATER	187	1,221.76	0.00	0.00	1,221.76	0.00	0.00	0.00	0.00	0.00	0.00	1,221.76
YR: 2013	187	1,221.76	0.00	0.00	1,221.76	0.00	0.00	0.00	0.00	0.00	0.00	1,221.76
WATER	187	1,494.16	0.00	0.00	1,494.16	0.00	0.00	0.00	0.00	0.00	0.00	1,494.16
YR: 2014	187	1,494.16	0.00	0.00	1,494.16	0.00	0.00	0.00	0.00	0.00	0.00	1,494.16
WATER	187	1,527.20	0.00	0.00	1,527.20	0.00	0.00	0.00	0.00	0.00	0.00	1,527.20
YR: 2015	187	1,527.20	0.00	0.00	1,527.20	0.00	0.00	0.00	0.00	0.00	0.00	1,527.20
WATER	187	1,832.64	0.00	0.00	1,832.64	0.00	117.83 187.61	111.35	0.00	416.79	0.00	1,527.20
YR: 2016	187	1,832.64	0.00	0.00	1,832.64	0.00	117.83 187.61	111.35	0.00	416.79	0.00	1,527.20
WATER	187	1,832.64	0.00	0.00	1,832.64	0.00	130.66 174.78	99.95	0.00	405.39	0.00	1,527.20
YR: 2017	187	1,832.64	0.00	0.00	1,832.64	0.00	130.66	99.95	0.00	405.39	0.00	1,527.20

GRAND RATEBOOK BALANCE SHEET REPORT
TOWN OF BEACON FALLS
GRAND LIST YEAR 2020

Year: 2005 To 2021, Pay Date: 04/30/2022, Time: 06/02/2022 11:07:20 am All

Page: 2

Conditions: Recap By Year:Yes Recap By Dist:No Act/Susp: Active, Cycle: 00 To 00, Type: CITY, Bill Type: 07 WATER

YEAR/TYPE	ACTS	BEGINNING BALANCE	LAWFUL INC.	CORRECTIONS DEC.	TAXES COLLECTABLE	CURRENT SUSPENSE	TAXES/BINT PAID	INTEREST PAID	L+FEES PAID	TOTAL PAID	OVER PAID	UNCOLLECTED TAXES
							174.78					
WATER	187	1,832.64	0.00	0.00	1,832.64	0.00	133.27 172.17	77.96	0.00	383.40	0.00	1,527.20
YR: 2018	187	1,832.64	0.00	0.00	1,832.64	0.00	133.27 172.17	77.96	0.00	383.40	0.00	1,527.20
WATER	188	2,443.52	0.00	0.00	2,443.52	0.00	294.44 316.44	126.50	0.00	737.38	0.00	1,832.64
YR: 2019	188	2,443.52	0.00	0.00	2,443.52	0.00	294.44 316.44	126.50	0.00	737.38	0.00	1,832.64
WATER	187	3,359.84	0.00	0.00	3,359.84	0.00	627.46 594.30	143.44	0.00	1,365.20	0.00	2,138.08
YR: 2020	187	3,359.84	0.00	0.00	3,359.84	0.00	627.46 594.30	143.44	0.00	1,365.20	0.00	2,138.08
WATER	187	18,631.84	0.00	0.00	18,631.84	0.00	15,180.05 6,415.77	107.21	48.00	21,751.03	-48.01	2,748.96
YR: 2021	187	18,631.84	0.00	0.00	18,631.84	0.00	5,712.94 15,180.05 6,415.77	107.21	48.00	21,751.03	-48.01	2,748.96
							5,712.94					
Grand Total	188	42,319.96	0.00	0.00	42,319.96	0.00	16,483.71 7,861.07	666.41	48.00	25,059.19	-48.01	23,688.12
							5,712.94					

water
CASH REPORT
TOWN OF BEACON FALLS

MONTHLY REPORT BY BILLING YEAR CASH: CITY Date: 06/02/2022 Pay Date: 05/01/2022 To 05/31/2022 Time: 10:59:57 Page: 1
 Condition: Year From: 2005 TO 2021 District: All Term# Total Only: NO Bill Type: 07 WATER Susp/Credit: ALL Cycle #: 00 TO 00
 Recap Option: Year Type

BILL #	S-D	CITY Gross	INTEREST Exmpt	LIEN Net	FEES Tax	BINT	TOTAL	DATE PAID	K	TP	OVR	BATCH	TRANS#	TERM#	NAME
2021-7-0003164	03	1,359.83	0.00	0.00	0.00	0.00	1,359.83	05/10/2022	P	3	0	1283	1	20	STOWE LEROY
TOT WATER		1,359.83	0.00	0.00	0.00	0.00	1,359.83								
TOT YR 2021		1,359.83	0.00	0.00	0.00	0.00	1,359.83								
TOT CUR/YR COLL.		1,359.83	0.00	0.00	0.00	0.00	1,359.83								
TOT ACTIVE		1,359.83	0.00	0.00	0.00	0.00	1,359.83								
GRAND TOTAL		1,359.83	0.00	0.00	0.00	0.00	1,359.83								
CITY		CURRENT:	1,359.83	BACK	:	0.00									

RECEIPT TOTAL	1,359.83	
CASH TOTAL	0.00	
CHANGE TOTAL	0.00	

CASH BALANCE	0.00	
CHECK TOTAL	1,359.83	
CREDIT TOTAL	0.00	
DEPOSIT TOTAL	1,359.83	*** (EXCLUDE CREDIT CARD)

DEPOSIT TOTAL	<u>1,359.83</u>	

GRAND RATEBOOK BALANCE SHEET REPORT
TOWN OF BEACON FALLS
GRAND LIST YEAR 2020

Year: 2005 To 2021, Pay Date: 05/31/2022, Time: 06/02/2022 11:44:47 am All

Conditions: Recap By Year: Yes Recap By Dist: No Act/Susp: Active, Cycle: 00 To 00, Type: CITY, Bill Type: 07 WATER

YEAR/TYPE	ACTS	BEGINNING BALANCE	LAWFUL INC.	CORRECTIONS DEC.	TAXES COLLECTABLE	CURRENT SUSPENSE	TAXES/BINT PAID	INTEREST PAID	L+FEES PAID	TOTAL PAID	OVER PAID	UNCOLLECTED TAXES
WATER	2	0.00	0.00	0.00	0.00	0.00	0.00	0.00	0.00	0.00	0.00	0.00
YR: 2007	2	0.00	0.00	0.00	0.00	0.00	0.00	0.00	0.00	0.00	0.00	0.00
WATER	186	3,970.72	0.00	0.00	3,970.72	0.00	0.00	0.00	0.00	0.00	0.00	3,970.72
YR: 2008	186	3,970.72	0.00	0.00	3,970.72	0.00	0.00	0.00	0.00	0.00	0.00	3,970.72
WATER	185	916.32	0.00	0.00	916.32	0.00	0.00	0.00	0.00	0.00	0.00	916.32
YR: 2009	185	916.32	0.00	0.00	916.32	0.00	0.00	0.00	0.00	0.00	0.00	916.32
WATER	187	916.32	0.00	0.00	916.32	0.00	0.00	0.00	0.00	0.00	0.00	916.32
YR: 2010	187	916.32	0.00	0.00	916.32	0.00	0.00	0.00	0.00	0.00	0.00	916.32
WATER	187	1,118.60	0.00	0.00	1,118.60	0.00	0.00	0.00	0.00	0.00	0.00	1,118.60
YR: 2011	187	1,118.60	0.00	0.00	1,118.60	0.00	0.00	0.00	0.00	0.00	0.00	1,118.60
WATER	187	1,221.76	0.00	0.00	1,221.76	0.00	0.00	0.00	0.00	0.00	0.00	1,221.76
YR: 2012	187	1,221.76	0.00	0.00	1,221.76	0.00	0.00	0.00	0.00	0.00	0.00	1,221.76
WATER	187	1,221.76	0.00	0.00	1,221.76	0.00	0.00	0.00	0.00	0.00	0.00	1,221.76
YR: 2013	187	1,221.76	0.00	0.00	1,221.76	0.00	0.00	0.00	0.00	0.00	0.00	1,221.76
WATER	187	1,494.16	0.00	0.00	1,494.16	0.00	0.00	0.00	0.00	0.00	0.00	1,494.16
YR: 2014	187	1,494.16	0.00	0.00	1,494.16	0.00	0.00	0.00	0.00	0.00	0.00	1,494.16
WATER	187	1,527.20	0.00	0.00	1,527.20	0.00	0.00	0.00	0.00	0.00	0.00	1,527.20
YR: 2015	187	1,527.20	0.00	0.00	1,527.20	0.00	0.00	0.00	0.00	0.00	0.00	1,527.20
WATER	187	1,832.64	0.00	0.00	1,832.64	0.00	117.83 187.61	111.35	0.00	416.79	0.00	1,527.20
YR: 2016	187	1,832.64	0.00	0.00	1,832.64	0.00	117.83 187.61	111.35	0.00	416.79	0.00	1,527.20
WATER	187	1,832.64	0.00	0.00	1,832.64	0.00	130.66 174.78	99.95	0.00	405.39	0.00	1,527.20
YR: 2017	187	1,832.64	0.00	0.00	1,832.64	0.00	130.66 174.78	99.95	0.00	405.39	0.00	1,527.20

GRAND RATEBOOK BALANCE SHEET REPORT
TOWN OF BEACON FALLS
GRAND LIST YEAR 2020

Year: 2005 To 2021, Pay Date: 05/31/2022, Time: 06/02/2022 11:48:24 am All

Conditions: Recap By Year: Yes Recap By Dist: No Act/Susp: Active, Cycle: 00 To 00, Type: CITY, Bill Type: 07 WATER

YEAR/TYPE	ACTS	BEGINNING BALANCE	LAWFUL INC.	CORRECTIONS DEC.	TAXES COLLECTABLE	CURRENT SUSPENSE	TAXES/BINT PAID	INTEREST PAID	L+FEES PAID	TOTAL PAID	OVER PAID	UNCOLLECTED TAXES
							174.78					
WATER	187	1,832.64	0.00	0.00	1,832.64	0.00	133.27 172.17	77.96	0.00	383.40	0.00	1,527.20
YR: 2018	187	1,832.64	0.00	0.00	1,832.64	0.00	133.27 172.17	77.96	0.00	383.40	0.00	1,527.20
WATER	188	2,443.52	0.00	0.00	2,443.52	0.00	294.44 316.44	126.50	0.00	737.38	0.00	1,832.64
YR: 2019	188	2,443.52	0.00	0.00	2,443.52	0.00	294.44 316.44	126.50	0.00	737.38	0.00	1,832.64
WATER	187	3,359.84	0.00	0.00	3,359.84	0.00	627.46 594.30	143.44	0.00	1,365.20	0.00	2,138.08
YR: 2020	187	3,359.84	0.00	0.00	3,359.84	0.00	627.46 594.30	143.44	0.00	1,365.20	0.00	2,138.08
WATER	187	18,631.84	0.00	0.00	18,631.84	0.00	16,539.88 6,415.77	107.21	48.00	23,110.86	-72.01	2,748.96
YR: 2021	187	18,631.84	0.00	0.00	18,631.84	0.00	7,072.77 16,539.88 6,415.77	107.21	48.00	23,110.86	-72.01	2,748.96
							PAY OFF PRINC 7,072.77					
Grand Total	188	42,319.96	0.00	0.00	42,319.96	0.00	17,843.54 7,861.07	666.41	48.00	26,419.02	-72.01	23,688.12
							PAY OFF PRINC 7,072.77					

GRAND RATEBOOK BALANCE SHEET REPORT
TOWN OF BEACON FALLS
GRAND LIST YEAR 2020

Year: 2005 To 2021, Pay Date: 04/30/2022, Time: 06/02/2022 10:53:40 am All

YEAR/TYPE	ACTS	BEGINNING BALANCE	LAWFUL INC.	CORRECTIONS DEC.	TAXES COLLECTABLE	CURRENT SUSPENSE	TAXES/BINT PAID	INTEREST PAID	L+FEES PAID	TOTAL PAID	OVER PAID	UNCOLLECTED TAXES
ASSM	1	0.00	0.00	0.00	0.00	0.00	0.00	0.00	0.00	0.00	0.00	0.00
YR: 2007	1	0.00	0.00	0.00	0.00	0.00	0.00	0.00	0.00	0.00	0.00	0.00
ASSM	13	2,681.53	0.00	0.00	2,681.53	0.00	0.00	0.00	0.00	0.00	0.00	2,681.53
YR: 2008	13	2,681.53	0.00	0.00	2,681.53	0.00	0.00	0.00	0.00	0.00	0.00	2,681.53
ASSM	19	1,526.52	0.00	0.00	1,526.52	0.00	0.00	0.00	0.00	0.00	0.00	1,526.52
YR: 2009	19	1,526.52	0.00	0.00	1,526.52	0.00	0.00	0.00	0.00	0.00	0.00	1,526.52
ASSM	15	1,643.66	0.00	0.00	1,643.66	0.00	0.00	0.00	0.00	0.00	0.00	1,643.66
YR: 2010	15	1,643.66	0.00	0.00	1,643.66	0.00	0.00	0.00	0.00	0.00	0.00	1,643.66
ASSM	19	1,905.41	0.00	0.00	1,905.41	0.00	0.00	0.00	0.00	0.00	0.00	1,905.41
YR: 2011	19	1,905.41	0.00	0.00	1,905.41	0.00	0.00	0.00	0.00	0.00	0.00	1,905.41
ASSM	21	1,396.57	0.00	0.00	1,396.57	0.00	0.00	0.00	0.00	0.00	0.00	1,396.57
YR: 2012	21	1,396.57	0.00	0.00	1,396.57	0.00	0.00	0.00	0.00	0.00	0.00	1,396.57
ASSM	19	1,396.57	0.00	0.00	1,396.57	0.00	0.00	0.00	0.00	0.00	0.00	1,396.57
YR: 2013	19	1,396.57	0.00	0.00	1,396.57	0.00	0.00	0.00	0.00	0.00	0.00	1,396.57
ASSM	27	1,396.57	0.00	0.00	1,396.57	0.00	0.00	0.00	0.00	0.00	0.00	1,396.57
YR: 2014	27	1,396.57	0.00	0.00	1,396.57	0.00	0.00	0.00	0.00	0.00	0.00	1,396.57
ASSM	24	1,410.06	0.00	0.00	1,410.06	0.00	13.49	2.02	0.00	15.51	0.00	1,396.57
YR: 2015	24	1,410.06	0.00	0.00	1,410.06	0.00	13.49	2.02	0.00	15.51	0.00	1,396.57
ASSM	17	2,923.09	0.00	0.00	2,923.09	0.00	0.00 255.04	229.45	0.00	484.49	0.00	2,668.05
YR: 2016	17	2,923.09	0.00	0.00	2,923.09	0.00	0.00 255.04	229.45	0.00	484.49	0.00	2,668.05
ASSM	24	3,676.04	0.00	0.00	3,676.04	0.00	140.47	14.75	0.00	155.22	0.00	3,535.57
YR: 2017	24	3,676.04	0.00	0.00	3,676.04	0.00	140.47	14.75	0.00	155.22	0.00	3,535.57

GRAND RATEBOOK BALANCE SHEET REPORT
TOWN OF BEACON FALLS
GRAND LIST YEAR 2020

Year: 2005 To 2021, Pay Date: 04/30/2022, Time: 06/02/2022 10:54:09 am All Conditions: Recap By Year: Yes Recap By Dist: No Act/Susp: Active, Cycle: 00 To 00, Type: CITY, Bill Type: 05 ASSM YEAR/TYPE ACTS BEGINNING BALANCE LAWFUL CORRECTIONS INC. DEC. TAXES COLLECTABLE CURRENT SUSPENSE TAXES/BINT PAID INTEREST PAID L+FEES PAID TOTAL PAID OVER PAID UNCOLLECTED TAXES													
ASSM	29	5,347.24	0.00	0.00	5,347.24	0.00	0.00	205.31	0.00	0.00	344.78	0.00	5,207.77
YR: 2018	29	5,347.24	0.00	0.00	5,347.24	0.00	0.00	205.31	0.00	0.00	344.78	0.00	5,207.77
ASSM	281	6,614.92	0.00	0.00	6,614.92	0.00	0.00	0.00	0.00	0.00	0.00	0.00	6,614.92
YR: 2019	281	6,614.92	0.00	0.00	6,614.92	0.00	0.00	0.00	0.00	0.00	0.00	0.00	6,614.92
ASSM	269	8,076.70	0.00	0.00	8,076.70	0.00	7,782.09 348.13	145.64	24.00	8,299.86	0.00	7,058.88	
YR: 2020	269	8,076.70	0.00	0.00	8,076.70	0.00	6,712.40 7,782.09 348.13	145.64	24.00	8,299.86	0.00	7,058.88	
							6,712.40						
							6,712.40						
ASSM	281	68,693.40	0.00	0.00	68,693.40	0.00	51,458.22 17,519.81	278.44	48.00	69,304.47	-96.00	11,199.74	
YR: 2021	281	68,693.40	0.00	0.00	68,693.40	0.00	11,484.37 51,458.22 17,519.81	278.44	48.00	69,304.47	-96.00	11,199.74	
							11,484.37						
							11,484.37						
Grand Total	281	108,688.28	0.00	0.00	108,688.28	0.00	59,394.27 18,262.45	875.61	72.00	78,604.33	-96.00	49,628.33	
							18,196.77						

sewer
CASH REPORT
TOWN OF BEACON FALLS

MONTHLY REPORT BY BILLING YEAR CASH: CITY Date: 06/02/2022 Pay Date: 05/01/2022 To 05/31/2022 Time: 11:00:22 Page: 1
 Condition: Year From: 2005 TO 2021 District: All Term# Total Only: NO Bill Type: 05 ASSM Susp/Credit: ALL Cycle #: 00 TO 00
 Recap Option: Year Type

BILL #	S-D	CITY Gross	INTEREST Exmpt	LIEN Net	FEES Tax	BINT	TOTAL	DATE PAID	K	TP	OVR	BATCH	TRANS#	TERM#	NAME
2021-5-0008217	01	200.00	0.00	0.00	0.00	0.00	200.00	05/02/2022	P	1	O	1282	1	20	BOWEN WILLI
2021-5-0008217	01	200.00	0.00	0.00	0.00	0.00	200.00	05/31/2022	P	1	O	1284	1	20	BOWEN WILLI
TOT ASSM		400.00	0.00	0.00	0.00	0.00	400.00								
TOT YR 2021		400.00	0.00	0.00	0.00	0.00	400.00								
TOT CUR/YR COLL.		400.00	0.00	0.00	0.00	0.00	400.00								
TOT ACTIVE		400.00	0.00	0.00	0.00	0.00	400.00								
GRAND TOTAL		400.00	0.00	0.00	0.00	0.00	400.00								
CITY		CURRENT:	400.00	BACK	:	0.00									

RECEIPT TOTAL 400.00
 CASH TOTAL 0.00
 CHANGE TOTAL 0.00

 CASH BALANCE 0.00
 CHECK TOTAL 400.00
 CREDIT TOTAL 0.00
 DEPOSIT TOTAL 400.00 *** (EXCLUDE CREDIT CARD)

 DEPOSIT TOTAL 400.00

GRAND RATEBOOK BALANCE SHEET REPORT
TOWN OF BEACON FALLS
GRAND LIST YEAR 2020

Year: 2005 To 2021, Pay Date: 05/31/2022, Time: 06/02/2022 10:56:34 am All

Page: 1

Conditions: Recap By Year: Yes Recap By Dist: No Act/Susp: Active, Cycle: 00 To 00, Type: CITY, Bill Type: 05 ASSM

YEAR/TYPE	ACTS	BEGINNING BALANCE	LAWFUL INC.	CORRECTIONS DEC.	TAXES COLLECTABLE	CURRENT SUSPENSE	TAXES/BINT PAID	INTEREST PAID	L+FEES PAID	TOTAL PAID	OVER PAID	UNCOLLECTED TAXES
ASSM	1	0.00	0.00	0.00	0.00	0.00	0.00	0.00	0.00	0.00	0.00	0.00
YR: 2007	1	0.00	0.00	0.00	0.00	0.00	0.00	0.00	0.00	0.00	0.00	0.00
ASSM	13	2,681.53	0.00	0.00	2,681.53	0.00	0.00	0.00	0.00	0.00	0.00	2,681.53
YR: 2008	13	2,681.53	0.00	0.00	2,681.53	0.00	0.00	0.00	0.00	0.00	0.00	2,681.53
ASSM	19	1,526.52	0.00	0.00	1,526.52	0.00	0.00	0.00	0.00	0.00	0.00	1,526.52
YR: 2009	19	1,526.52	0.00	0.00	1,526.52	0.00	0.00	0.00	0.00	0.00	0.00	1,526.52
ASSM	15	1,643.66	0.00	0.00	1,643.66	0.00	0.00	0.00	0.00	0.00	0.00	1,643.66
YR: 2010	15	1,643.66	0.00	0.00	1,643.66	0.00	0.00	0.00	0.00	0.00	0.00	1,643.66
ASSM	19	1,905.41	0.00	0.00	1,905.41	0.00	0.00	0.00	0.00	0.00	0.00	1,905.41
YR: 2011	19	1,905.41	0.00	0.00	1,905.41	0.00	0.00	0.00	0.00	0.00	0.00	1,905.41
ASSM	21	1,396.57	0.00	0.00	1,396.57	0.00	0.00	0.00	0.00	0.00	0.00	1,396.57
YR: 2012	21	1,396.57	0.00	0.00	1,396.57	0.00	0.00	0.00	0.00	0.00	0.00	1,396.57
ASSM	19	1,396.57	0.00	0.00	1,396.57	0.00	0.00	0.00	0.00	0.00	0.00	1,396.57
YR: 2013	19	1,396.57	0.00	0.00	1,396.57	0.00	0.00	0.00	0.00	0.00	0.00	1,396.57
ASSM	27	1,396.57	0.00	0.00	1,396.57	0.00	0.00	0.00	0.00	0.00	0.00	1,396.57
YR: 2014	27	1,396.57	0.00	0.00	1,396.57	0.00	0.00	0.00	0.00	0.00	0.00	1,396.57
ASSM	24	1,410.06	0.00	0.00	1,410.06	0.00	13.49	2.02	0.00	15.51	0.00	1,396.57
YR: 2015	24	1,410.06	0.00	0.00	1,410.06	0.00	13.49	2.02	0.00	15.51	0.00	1,396.57
ASSM	17	2,923.09	0.00	0.00	2,923.09	0.00	0.00 255.04	229.45	0.00	484.49	0.00	2,668.05
YR: 2016	17	2,923.09	0.00	0.00	2,923.09	0.00	0.00 255.04	229.45	0.00	484.49	0.00	2,668.05
ASSM	24	3,676.04	0.00	0.00	3,676.04	0.00	140.47	14.75	0.00	155.22	0.00	3,535.57
YR: 2017	24	3,676.04	0.00	0.00	3,676.04	0.00	140.47	14.75	0.00	155.22	0.00	3,535.57

GRAND RATEBOOK BALANCE SHEET REPORT
TOWN OF BEACON FALLS
GRAND LIST YEAR 2020

Year: 2005 To 2021, Pay Date: 05/31/2022, Time: 06/02/2022 10:56:59 am All

Conditions: Recap By Year: Yes Recap By Dist: No Act/Susp: Active, Cycle: 00 To 00, Type: CITY, Bill Type: 05 ASSM

YEAR/TYPE	ACTS	BEGINNING BALANCE	LAWFUL INC.	CORRECTIONS DEC.	TAXES COLLECTABLE	CURRENT SUSPENSE	TAXES/BINT PAID	INTEREST PAID	L+FEES PAID	TOTAL PAID	OVER PAID	UNCOLLECTED TAXES
ASSM	29	5,347.24	0.00	0.00	5,347.24	0.00	0.00 139.47	205.31	0.00	344.78	0.00	5,207.77
YR: 2018	29	5,347.24	0.00	0.00	5,347.24	0.00	0.00 139.47	205.31	0.00	344.78	0.00	5,207.77
ASSM	281	6,614.92	0.00	0.00	6,614.92	0.00	0.00	0.00	0.00	0.00	0.00	6,614.92
YR: 2019	281	6,614.92	0.00	0.00	6,614.92	0.00	0.00	0.00	0.00	0.00	0.00	6,614.92
ASSM	269	8,076.70	0.00	0.00	8,076.70	0.00	7,782.09 348.13	145.64	24.00	8,299.86	0.00	7,058.88
YR: 2020	269	8,076.70	0.00	0.00	8,076.70	0.00	6,712.40 7,782.09 348.13	145.64	24.00	8,299.86	0.00	7,058.88
							6,712.40					
ASSM	281	68,693.40	0.00	0.00	68,693.40	0.00	51,858.22 17,519.81	278.44	48.00	69,704.47	-96.00	11,199.74
YR: 2021	281	68,693.40	0.00	0.00	68,693.40	0.00	11,884.37 51,858.22 17,519.81	278.44	48.00	69,704.47	-96.00	11,199.74
							11,884.37					
Grand Total	281	108,688.28	0.00	0.00	108,688.28	0.00	59,794.27 18,262.45	875.61	72.00	79,004.33	-96.00	49,628.33
							18,596.77					